

Eden Prairie Quality of Life Survey Presentation of Results



NRC
National Research Center Inc.

Survey Methods

Surveys mailed to 1,200 households

307 completed (27%)

Results weighted to reflect community

Comparisons to National and Custom benchmarks



Residents continue to enjoy a high
quality of life.



Overall Quality of Life

88%

2006

88%

2008

89%

2010

89%

2012

95%

2014

Percent “excellent” or “good”



Higher than benchmarks

Life in Eden Prairie

City as a place to live



97%

Neighborhood as a place to live



92%

City as a place to raise children



92%

Percent “excellent” or “good”



Higher than benchmarks


Residents appreciated dimensions of the community related to the appearance, natural environment, and outdoor amenities.




Natural Environment and Overall Image

Natural 
Environment

92%

Overall image 
and reputation
of Eden Prairie

91%

 Higher than benchmarks

Appearance and Outdoor Amenities

9 in 10

“excellent” or “good”

Cleanliness	97%	★
Overall appearance	96%	★
Air quality	95%	★
Fitness opportunities	92%	★
Paths and trails	92%	★
Recreation opportunities	89%	★
Public places	88%	★



Higher than benchmarks

Residents feel safe in the community.



Feelings of Safety

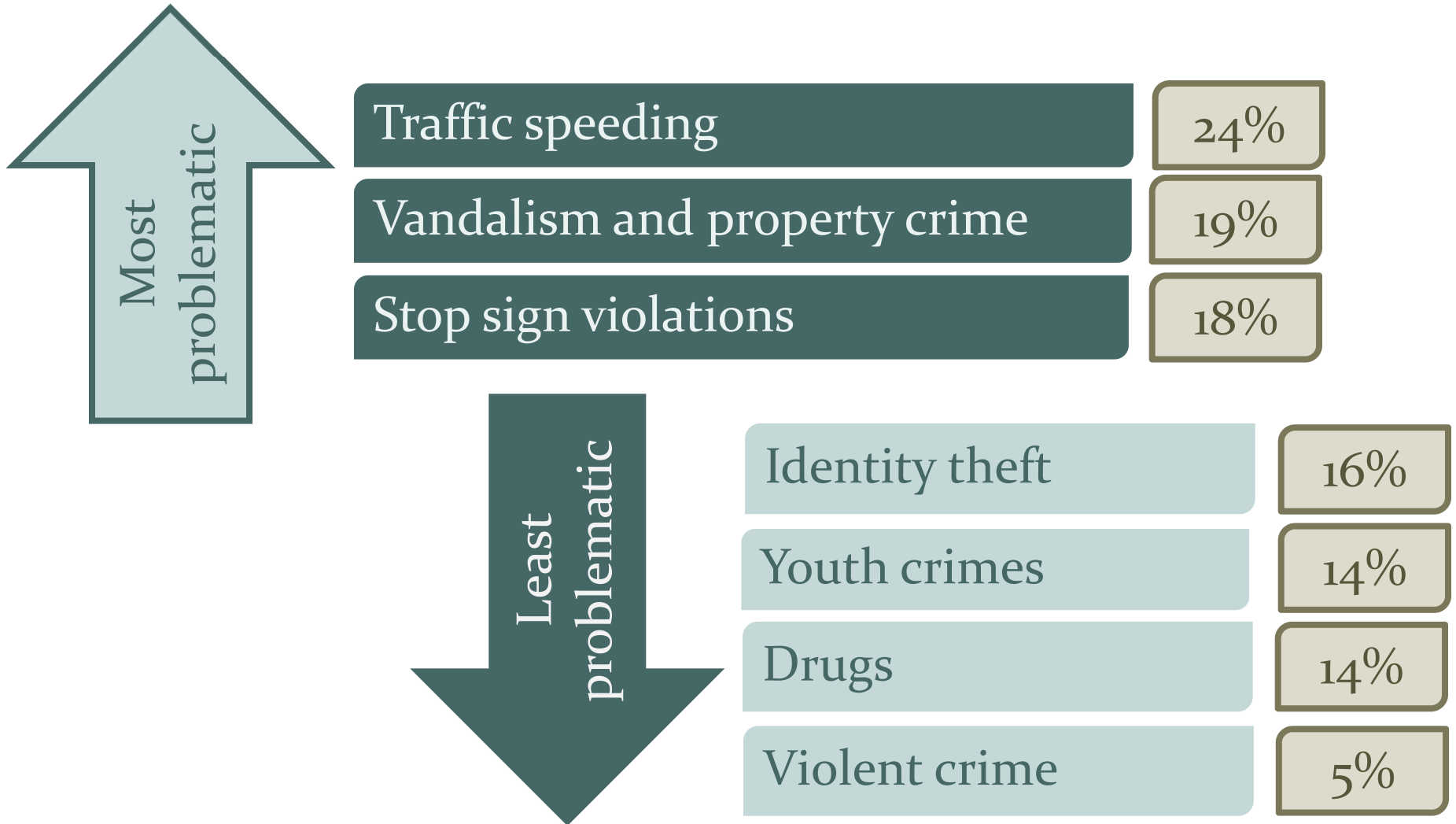


In their neighborhoods	96%	★
At Eden Prairie Center mall	95%	
On paths/walking trails	93%	
In parks and open space	91%	★
In retail parking lots	91%	

Percent “excellent” or “good”

★ Higher than benchmarks

Problems in the Community



Percent “extreme,” “major” or “moderate”

Survey respondents continued to think highly of the quality of services in Eden Prairie.

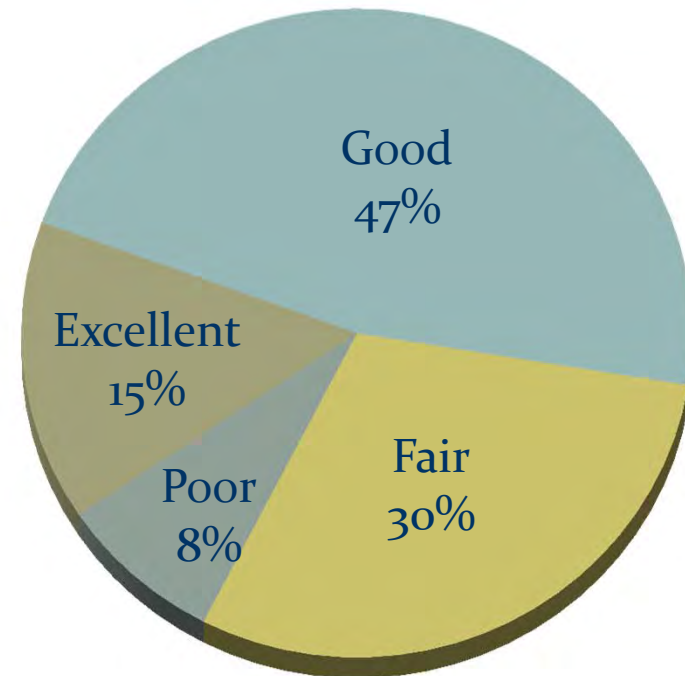


Overall Quality and Value of City Services

★ Overall quality of City services:

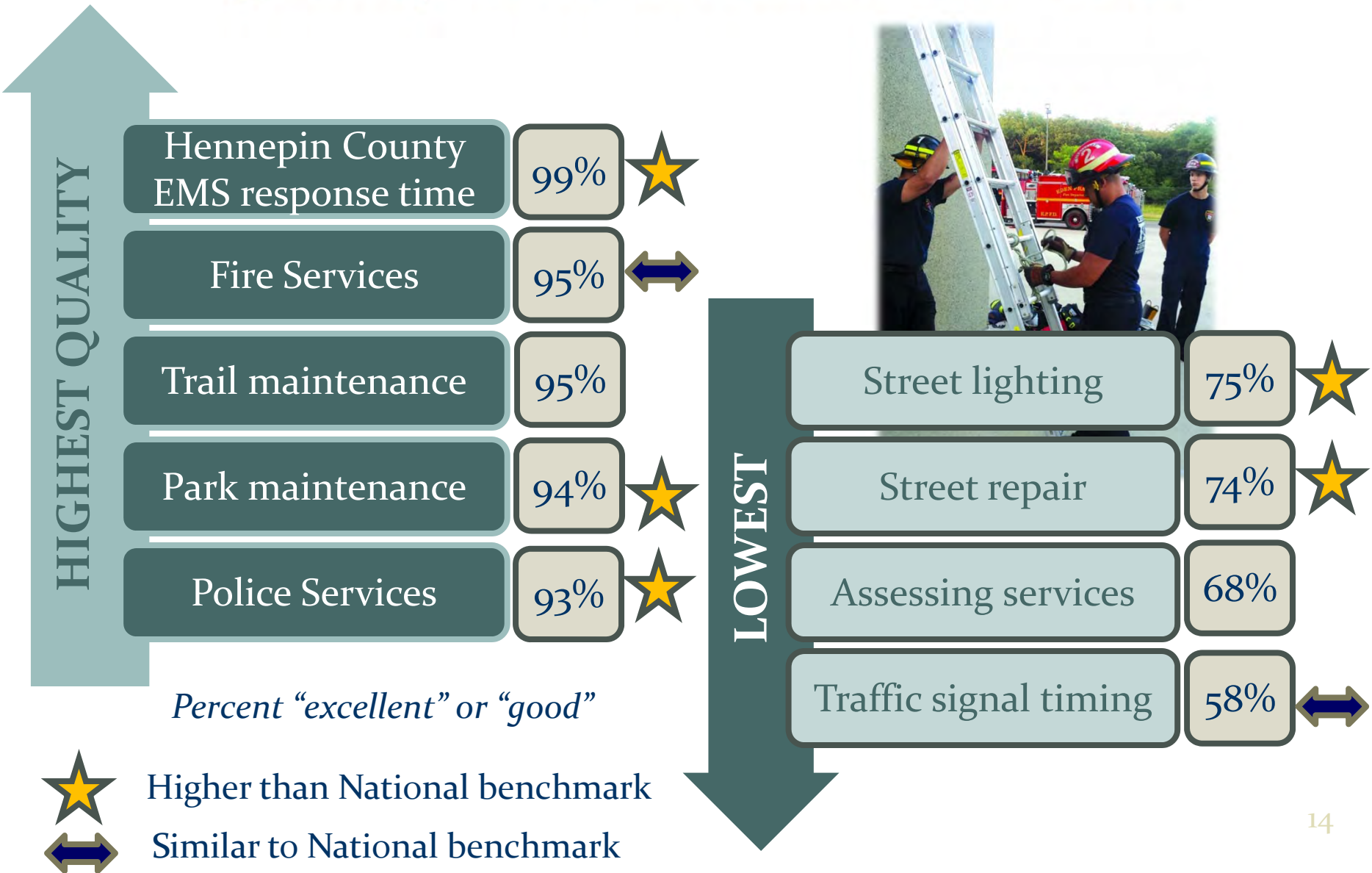


↔ Value of services for taxes paid:



↔ Similar to benchmarks
★ Higher than benchmarks

Quality of Individual Services



Residents are generally engaged in the community, but efforts could be made to improve opportunities to be involved.

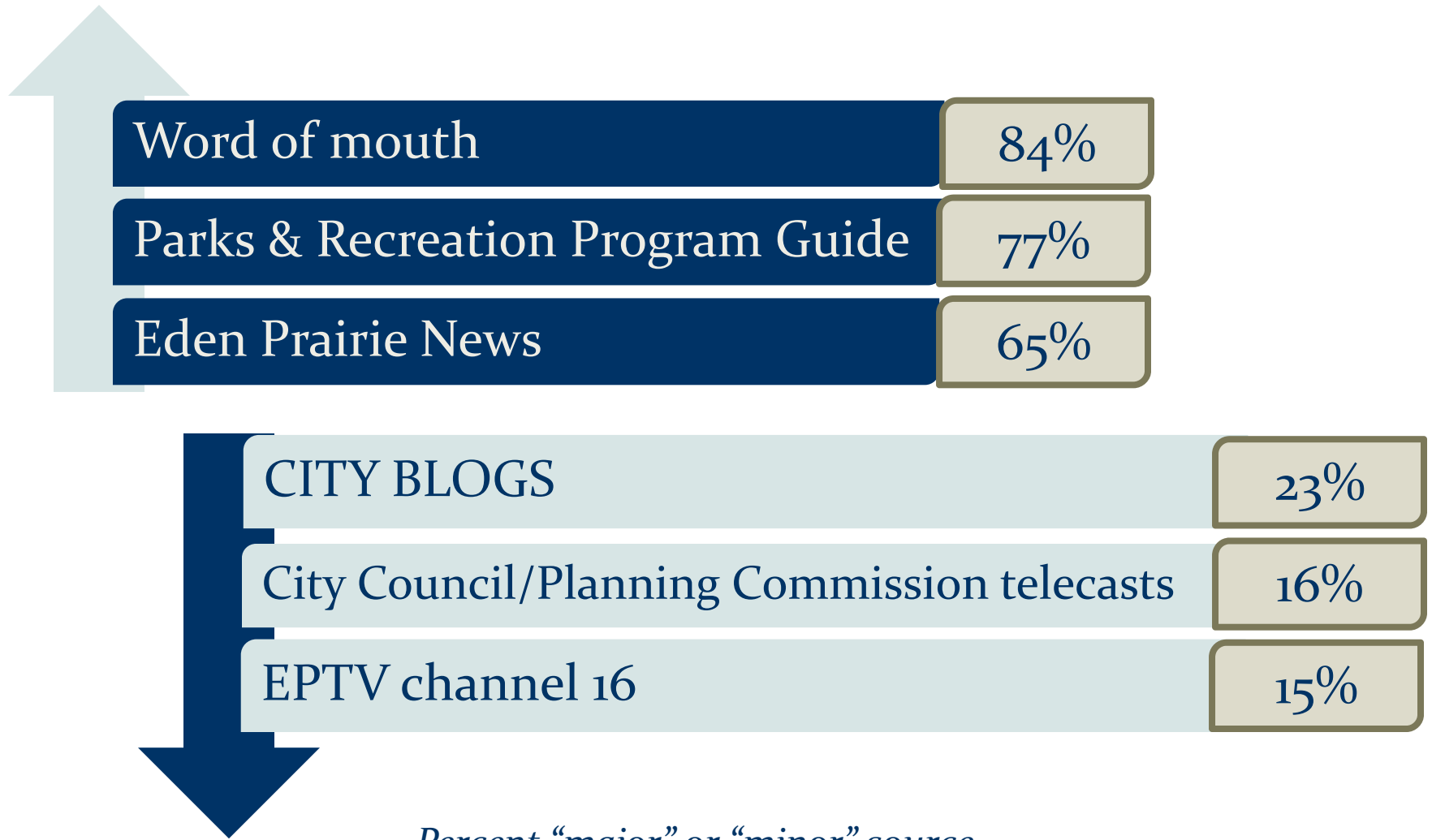


Participation in Community Events

I have done this or know about it:



Information Sources



Percent “major” or “minor” source

Opportunities to be Involved



Summary of Key Findings

1 Residents enjoy a high quality of life

2 Residents value the natural environment and outdoor amenities

3 Residents feel safe

4 City services were rated highly

5 Residents are engaged but efforts could be made to improve opportunities to be involved



**EDEN
PRAIRIE**

LIVE • WORK • DREAM

Thank You!

Dr. Tom Miller
NRC President
tom@n-r-c.com

Chelsey Farson
Project Manager
chelsey@n-r-c.com



NRC

National Research Center Inc.