



Results for Eden Prairie, MN Quality of Life Survey

May 16, 2023





Civic Communication & Analytics Platform

Smarter, better connected communities. A civic surveying, policy polling, and constituent communication tech platform.



Advanced Survey Science & Performance Analytics

Data insights to help communities move forward. The premiere provider of professional civic surveys and performance benchmarking analyses.

Questions about our product?

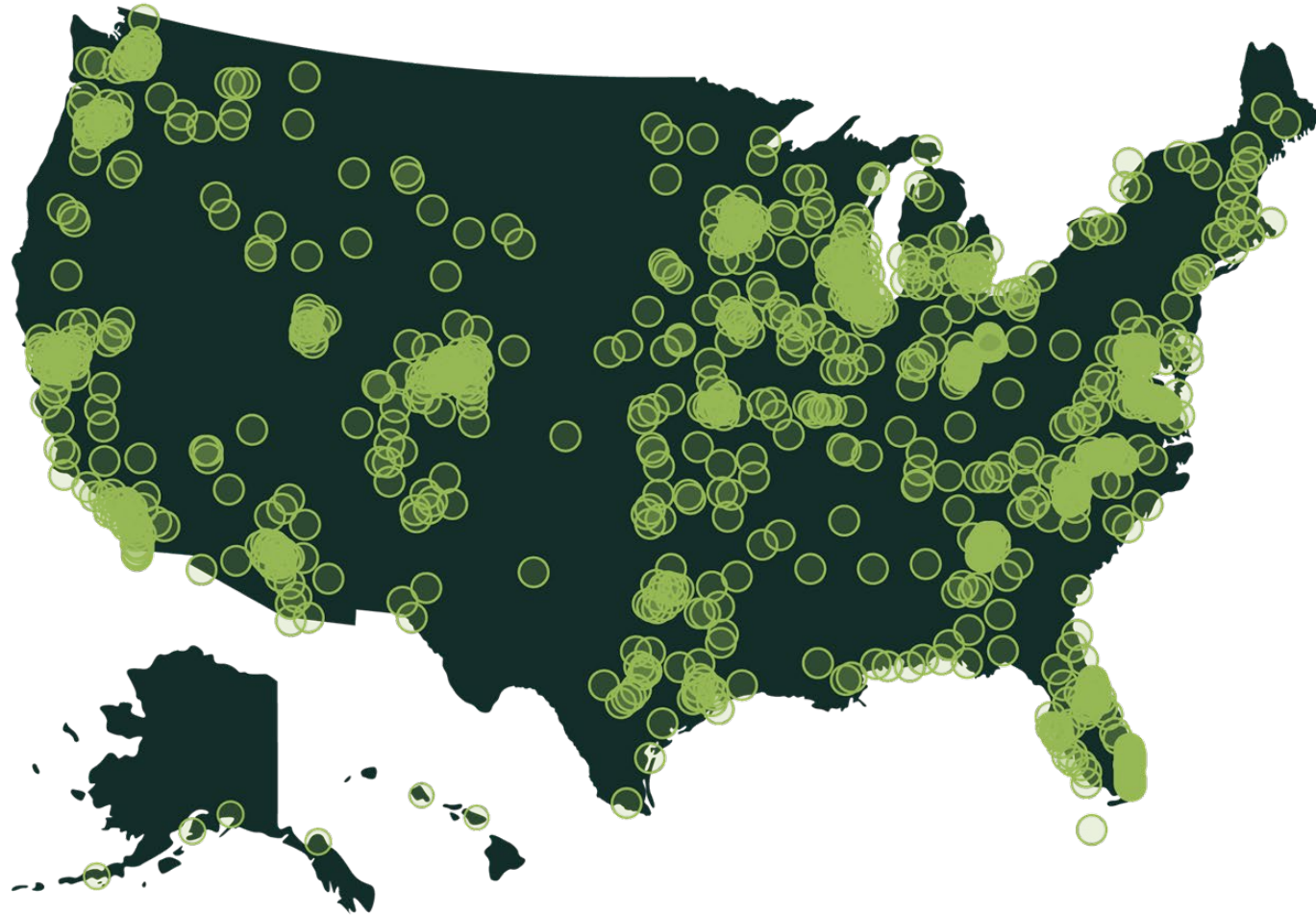
Visit www.polco.us to learn more

Exclusive partners of:

ICMA

NLC NATIONAL
LEAGUE
OF CITIES

Polco's Benchmarking Database



More than **500** comparison communities across the nation.

Representing the opinions of more than **50 million** residents.



Survey Methodology

- Ninth time conducting the Eden Prairie Quality of Life Survey
 - Previous iterations in 2006, 2008, 2010, 2012, 2014, 2016, 2018, and 2020.
- Survey conducted from February 16th to March 28th
- “Hybrid” mailing approach employed:
 - Probability-based sample of 2,000 households
 - 452 total responses received
 - 23% overall response rate
 - Non-probability, open-participation sample: 716 responses
- Results statistically weighted to reflect Eden Prairie
- 95% confidence interval with a +/- 3% margin of error






Overview of Survey Results




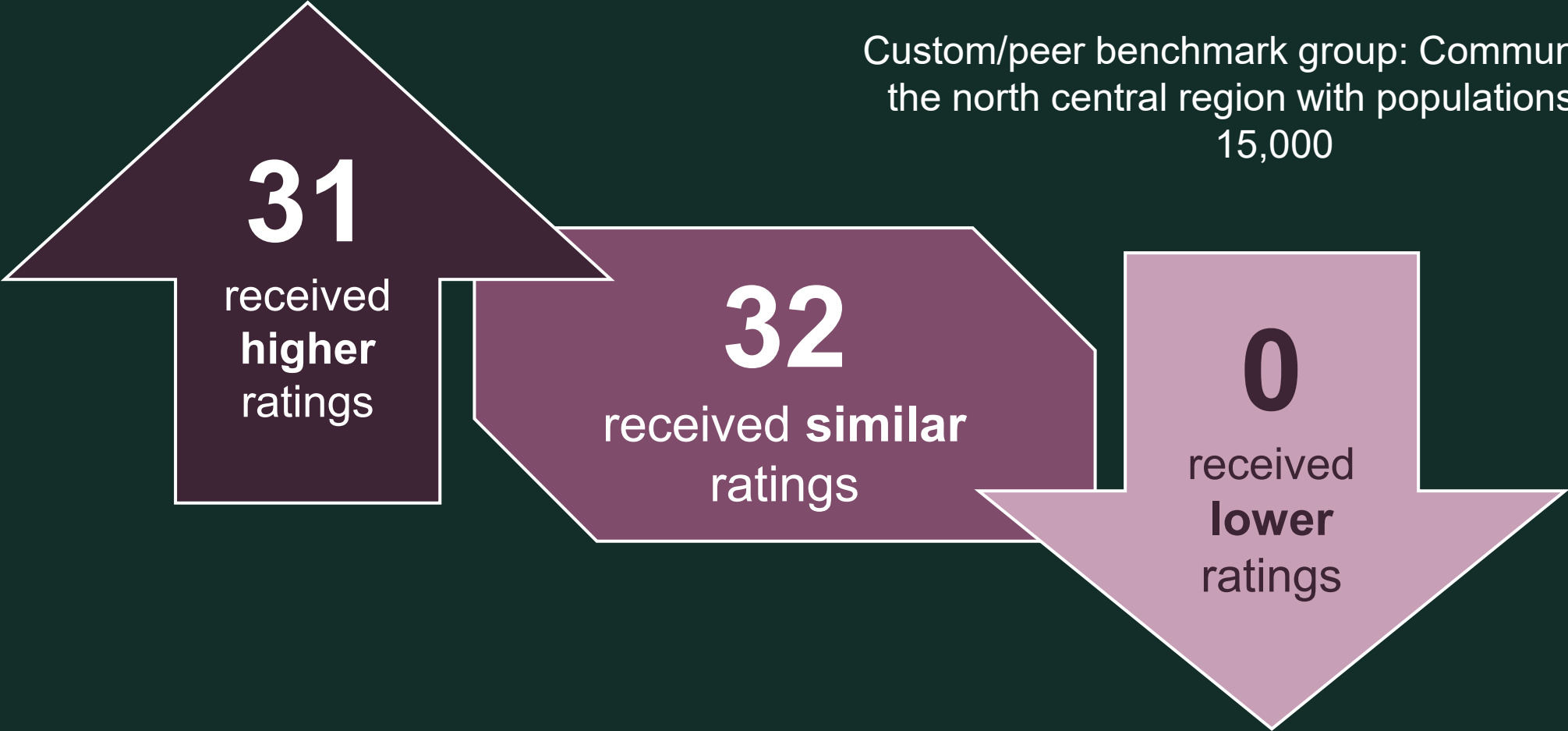
Comparisons to National Benchmarks




Comparisons to North Central Region Benchmarks



Custom/peer benchmark group: Communities in the north central region with populations over 15,000



Comparisons to Minnesota Community Benchmarks





Key Findings





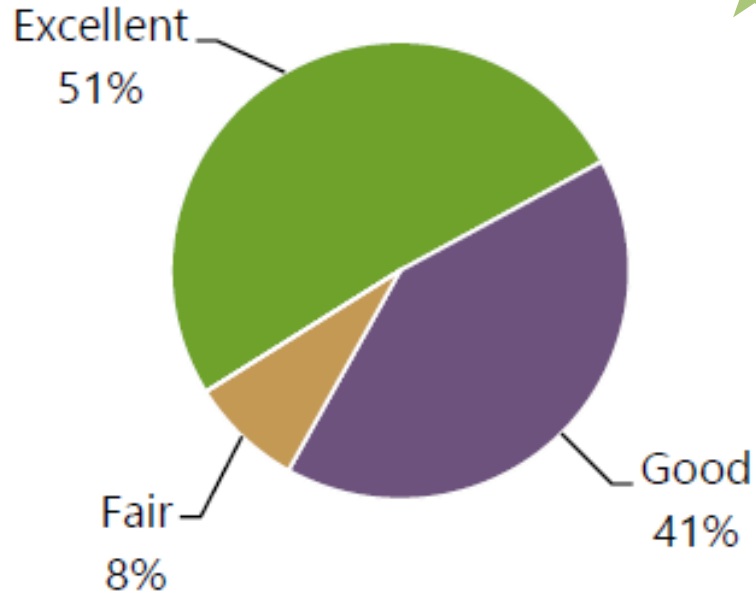
Eden Prairie is a highly desirable and safe place to live.



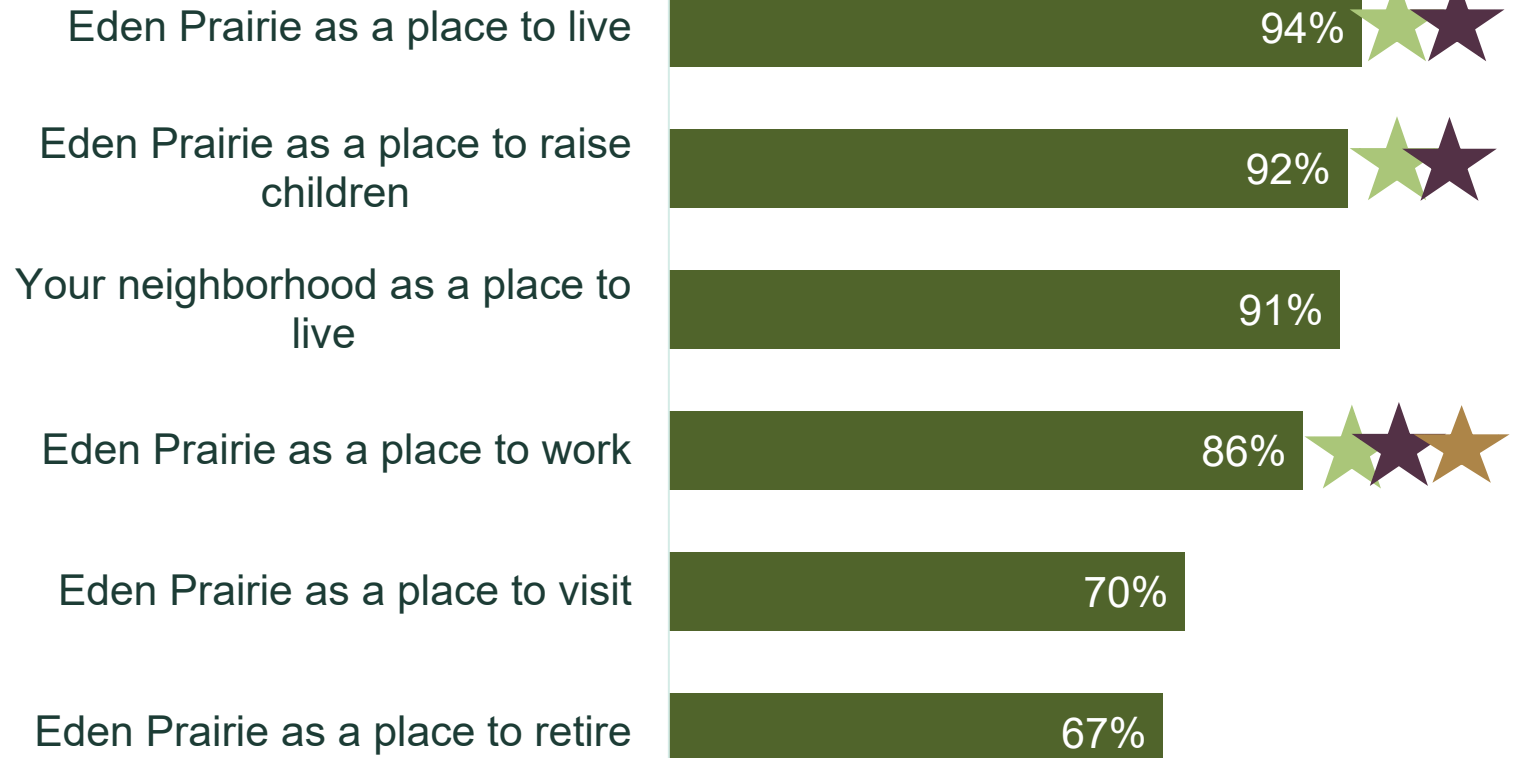
Quality of Life in Eden Prairie





Overall Quality of Life in Eden Prairie




Quality of Life Measures



 Higher than national benchmarks

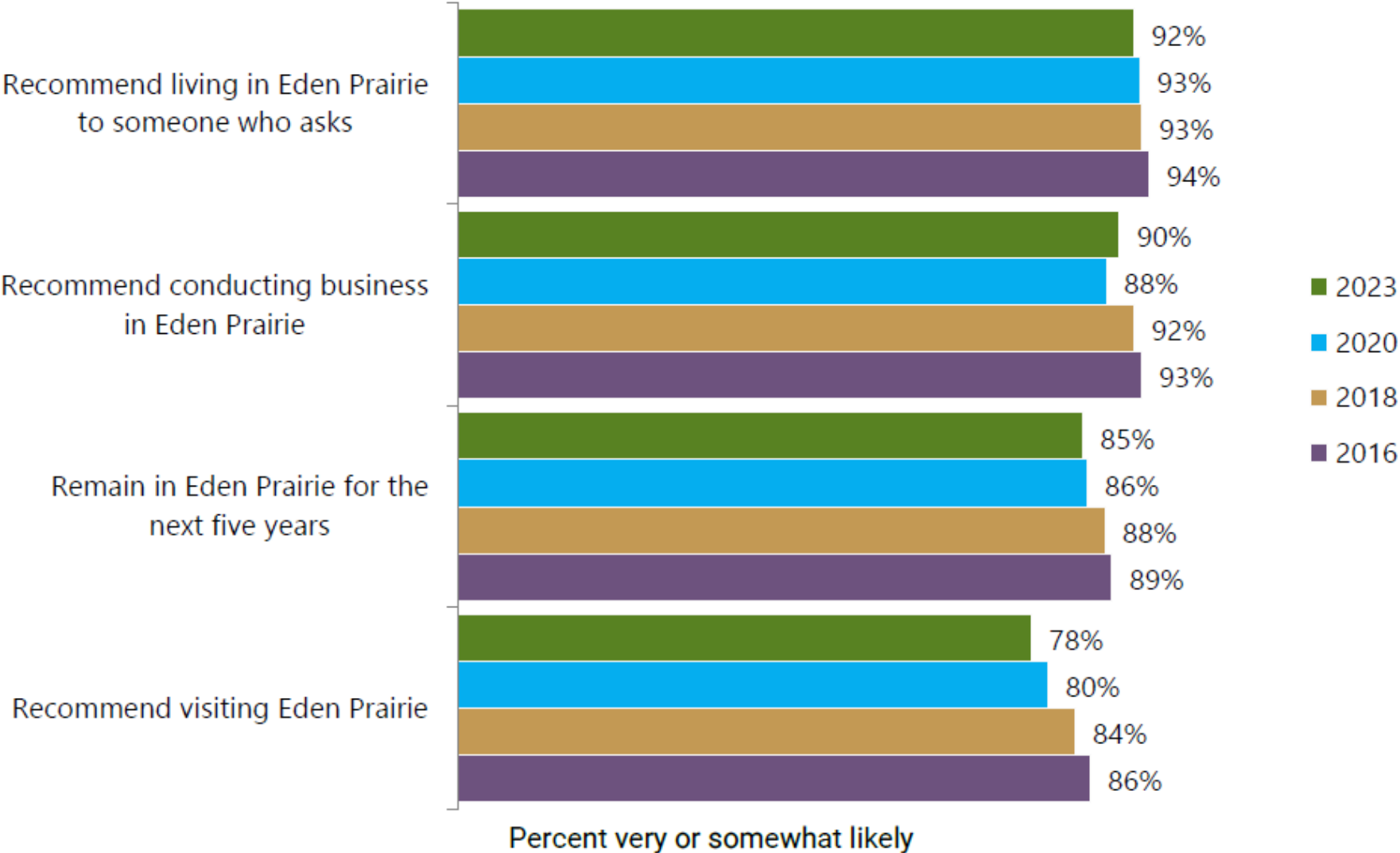
 Higher than regional benchmarks

 Higher than Minnesota benchmarks

Quality of Life in Eden Prairie




Please indicate how likely or unlikely you are to do each of the following:





92%

of residents rated the overall feeling of safety in Eden Prairie as excellent or good.



Over

8 in 10

residents gave **excellent** or **good** ratings to safety in the following areas:

- Your neighborhood (95%)
- Parks and open space (93%)
- Paths or walking trails (90%)
- Retail parking lots (84%)
- Eden Prairie Center mall (83%)

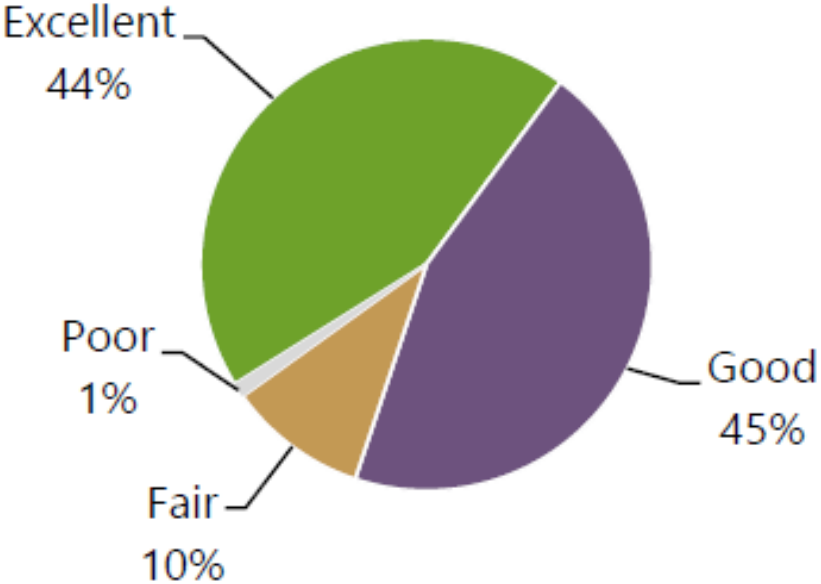


City services
continue to be
highly ranked
among peers.






Overall Quality of City Services





Highest Rated City Services

Please rate the quality of each of the following services in Eden Prairie: (Percent excellent or good)	2020	2023
Fire Department response time	98%	97%
Fire services	98%	96%
Park maintenance	95%	95%
Hennepin Healthcare EMS (ambulance) response time	95%	94%
Police services	92%	90%
Overall customer service by Eden Prairie employees (police, receptionists, planners, etc.)	92%	90%
Water and sewer services	90%	90%







 Higher than national benchmarks


 Higher than regional benchmarks


 Higher than Minnesota benchmarks


City Services



	2020	2023
Trail maintenance	93%	89%
Recreation centers or facilities 	91%	86%
Recreation services	91%	86%
Preservation of natural areas 	91%	85%
Emergency management 	91%	85%
Building inspections 	85%	81%
Streets in your neighborhood	85%	80%
City engineering services	85%	79%
Utility billing	83%	78%
Asphalt trails in your neighborhood	82%	78%
Assessing services	80%	74%
Housing and community services	81%	72%
Sidewalks in your neighborhood	74%	69%

 Higher than national benchmarks

 Higher than regional benchmarks

 Higher than Minnesota benchmarks



Eden Prairie's natural environment, parks, and recreation opportunities are valued by residents.



Natural Environment, Parks, and Recreation



When asked to choose their favorite thing about living in Eden Prairie,

30%

mentioned parks, trails, and recreation centers.



92% rate the overall natural environment as excellent or good

Please rate each of the following characteristics as they relate to Eden Prairie as a whole: (Percent excellent or good)	2020	2023
Air quality ★	94%	93%
Availability of paths and walking trails ★★	92%	93%
Cleanliness of Eden Prairie ★★	95%	92%
Overall appearance of Eden Prairie ★★	93%	92%
Fitness opportunities (including exercise classes and paths or trails, etc.) ★★	92%	90%

★ Higher than national benchmarks

★ Higher than regional benchmarks

★ Higher than Minnesota benchmarks



Quality of Parks and Recreation Amenities by Year

Over the last two years, about

9 in 10

residents used:

- Large community parks
- Smaller neighborhood parks

Please rate each of the following Eden Prairie Parks and Recreation Department amenities: (Percent excellent or good)	2020	2023
Large community parks (such as Staring Lake, Round Lake, Riley Lake and Miller Park)	97%	96%
Smaller neighborhood parks	96%	95%
Richard T. Anderson Conservation Area	93%	95%
Staring Lake Observatory	91%	95%
Staring Lake Amphitheatre	95%	94%
Outdoor Center	93%	92%
Community Center	94%	91%
Art Center	89%	90%
Senior Center	83%	87%



Residents are familiar with and see the value of sustainability.



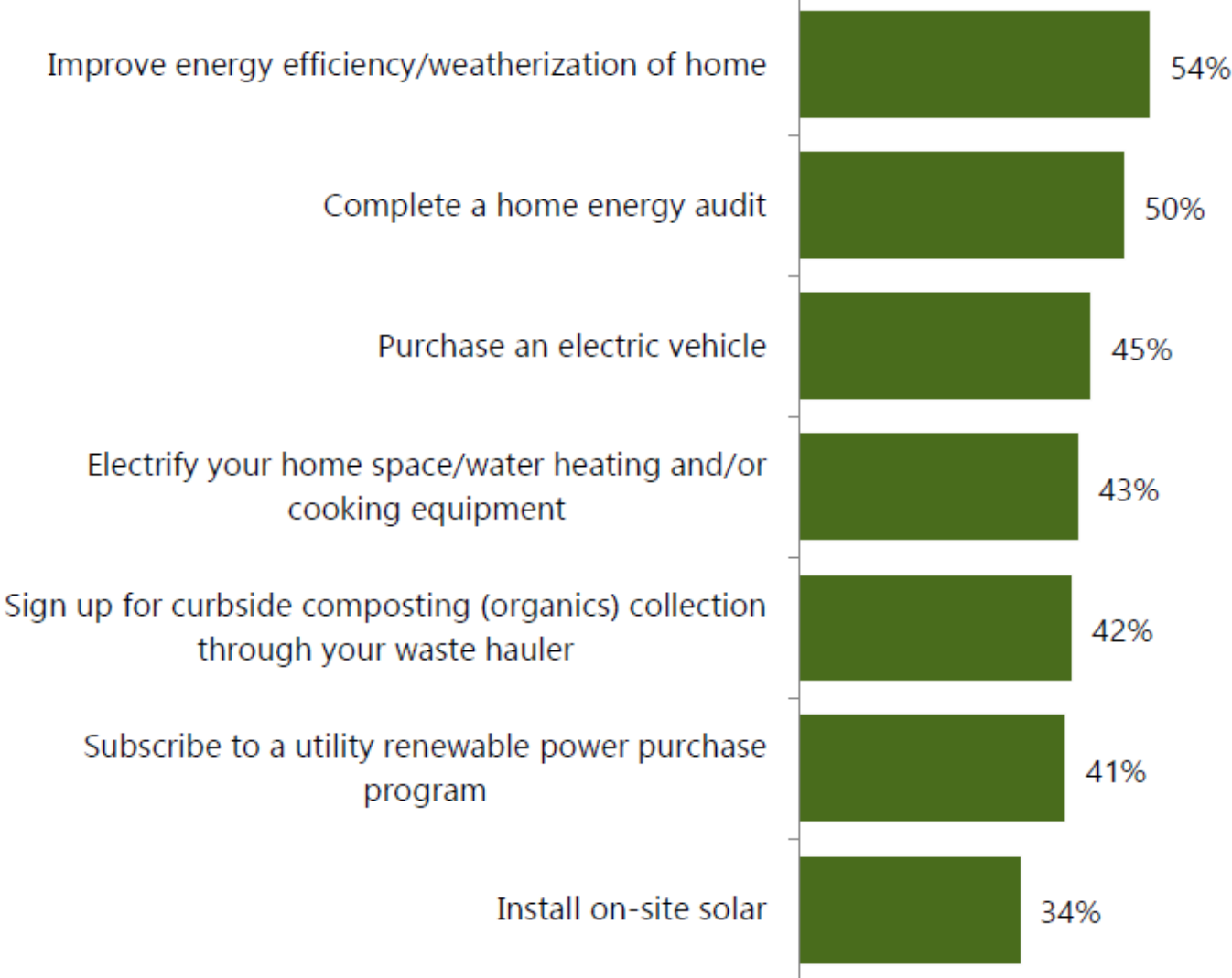


Familiarity with Sustainability Strategies

	Percent very or somewhat familiar
Composting food scraps and various types of paper waste for reuse instead of landfilling or incinerating waste	75%
Replacing/improving mechanical equipment, lighting, appliances, insulation or reducing air leakage from your home to reduce energy use and improve comfort	71%
Switching from a gasoline-powered personal vehicle to an electric vehicle	70%
Completing a home energy audit to identify energy savings opportunities in your home	65%
Using on-site solar to provide electricity or heat to your home	56%
Utility programs where you can opt-in to purchase renewable energy for your home use	51%
Switching from natural gas use in space/water heating and cooking to efficient electric-powered options	46%



Likelihood of Implementation



Percent already completed or very likely to complete



Summary of Key Findings

1. Eden Prairie is a highly desirable and safe place to live.
2. City services continue to be highly ranked among peers.
3. Eden Prairie's natural environment, parks, and recreation opportunities are valued by residents.
4. Residents are familiar with and see the value of sustainability.



