



Civic Engagement

Survey Results
FINAL

12/02/2021

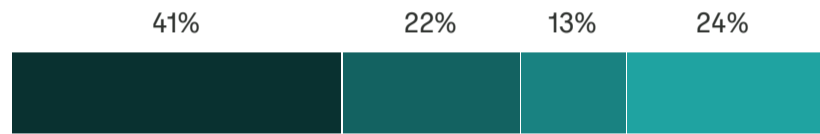
In a typical week, how likely are you to:

Question	Very likely	Somewhat likely	Somewhat unlikely	Very unlikely	Don't know
Participate in organized group activities (such as clubs, sports teams, volunteering, attending religious gatherings)	41%	22%	13%	24%	1%
Spend quality time with local friends, family, and/or neighbors	52%	33%	11%	4%	1%

[Expand all / Collapse all](#)



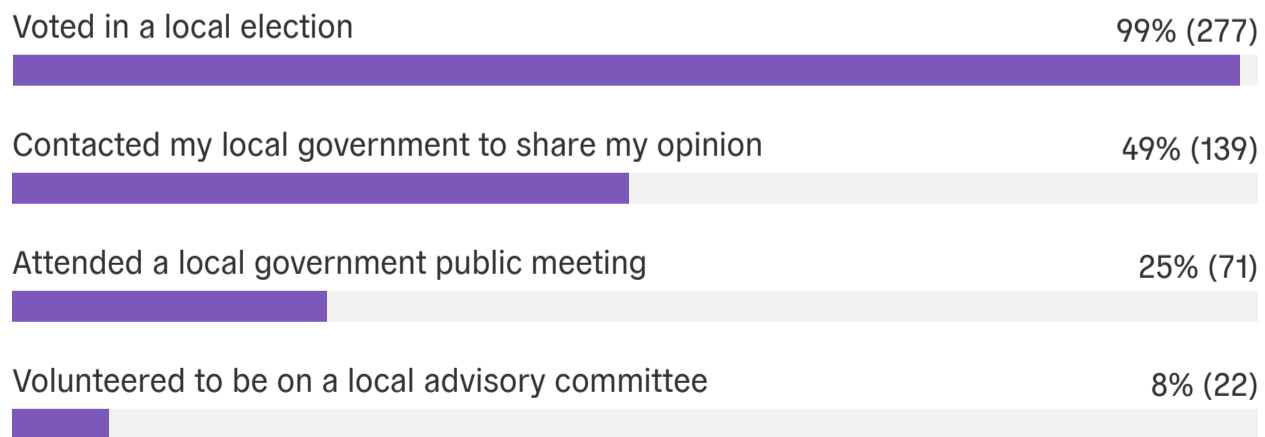
Participate in organized group activities (such as clubs, sports teams, volunteering, attending religious gatherings)



Spend quality time with local friends, family, and/or neighbors



Which of the following have you done in the past 2 years?

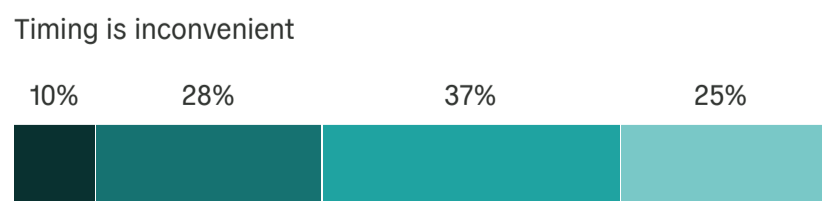
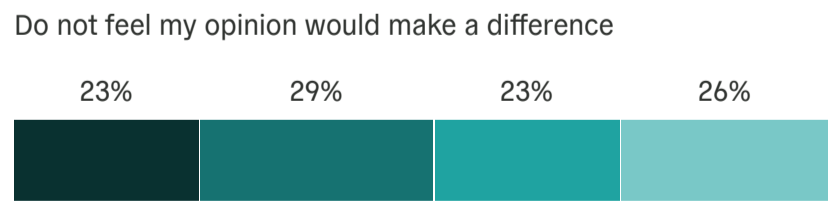
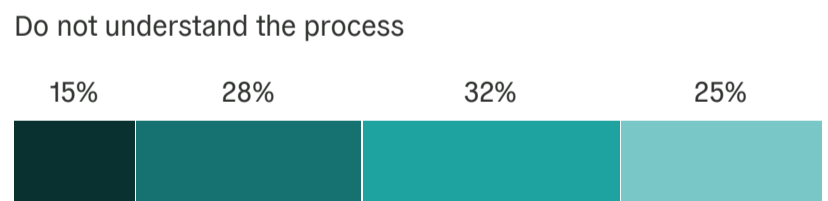
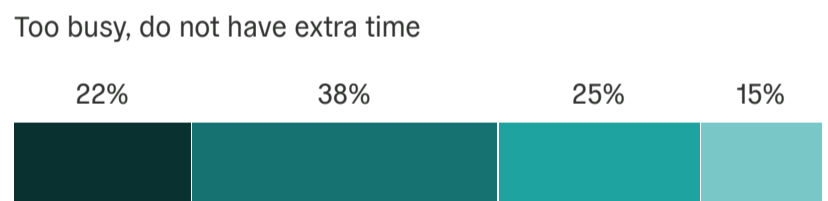


We are interested in what keeps people from engaging directly with their local government (attending in-person or online meetings, contacting representatives, volunteering for committees). How much of a barrier are each of these to your participation?

Question	Major barrier	Moderate barrier	Minor barrier	Not a barrier
Too busy, do not have extra time	22%	38%	25%	15%
Do not understand the process	15%	28%	32%	25%
Do not feel my opinion would make a difference	23%	29%	23%	26%
Timing is inconvenient	10%	28%	37%	25%
Location is inconvenient	3%	7%	27%	64%
I do not feel qualified to participate	7%	18%	25%	50%
Local government topics are not interesting to me	4%	11%	28%	57%
Other	11%	7%	8%	75%

[Expand all](#) / [Collapse all](#)

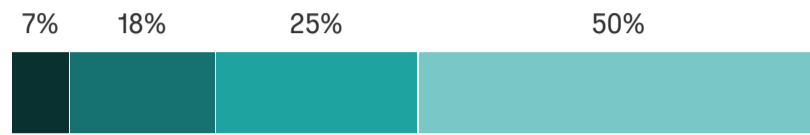
Major barrier Moderate barrier Minor barrier Not a barrier



Location is inconvenient



I do not feel qualified to participate



Local government topics are not interesting to me



Other



How likely, if at all, are you to do the following in the next year?

Question	Very likely	Somewhat likely	Not at all likely	Don't know
Attend a community workshop	6%	37%	39%	19%
Participate in an online forum	19%	39%	32%	11%
Serve on a local government board or commission	5%	10%	70%	16%
Volunteer at a community program	19%	41%	27%	13%
Attend a neighborhood meeting	27%	48%	13%	12%
Attend other community meetings	11%	45%	25%	19%

[Expand all](#) / [Collapse all](#)



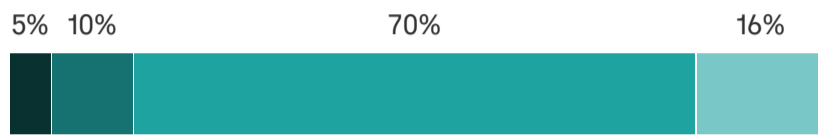
Attend a community workshop



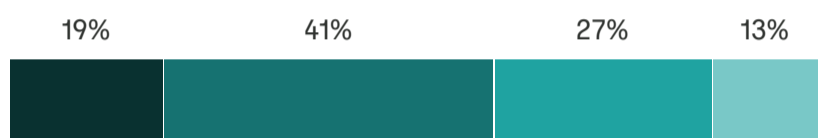
Participate in an online forum



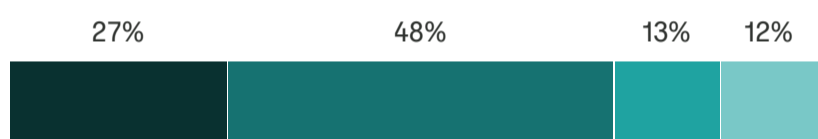
Serve on a local government board or commission



Volunteer at a community program



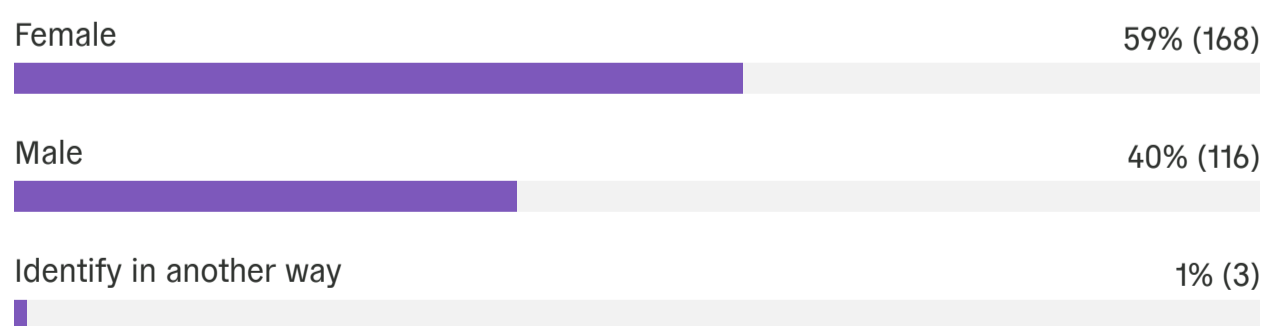
Attend a neighborhood meeting



Attend other community meetings



What is your gender?



Which of the categories below best describes your racial/ethnic identity?

