



Quality of Life Survey

2020 Results

Prepared by:




Polco



NRC


Survey Methods



*2,000
RESIDENTS*



*510
COMPLETED
(27%)*



*ADDITIONAL
859 OPT-IN*



*3% MARGIN
OF ERROR*




*RESULTS
WEIGHTED*



*BENCHMARK
COMPARISONS*

Eden Prairie continues to
be a highly desirable
*place to live and
raise a family*

Quality of Life



93%

Residents think Eden
Prairie has an excellent or
good **quality of life**





Higher than national and Central Region benchmarks

Community Quality

9 in 10

excellent or good

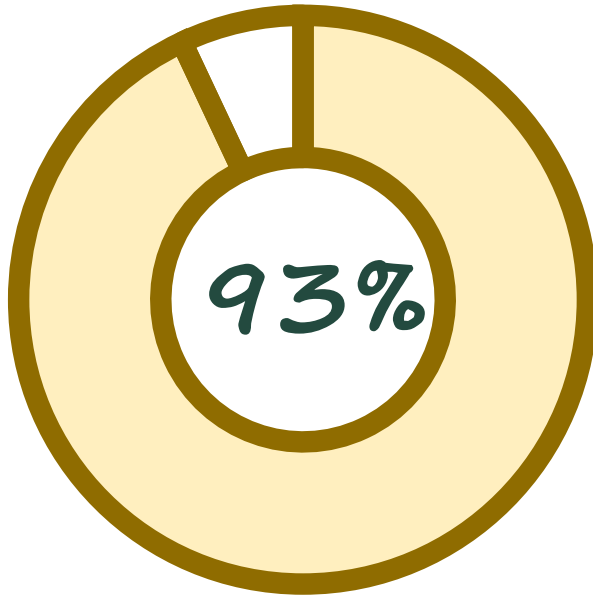
- *Place to live ★*
- *Place to work ★*
- *Neighborhood as a place to live ★*



★ *Higher than benchmarks*

Raising a Family

Place to raise children ★



Overall ★
education
opportunities

★ Higher than benchmarks

Percent excellent or good

Residents continue to rate
safety-related aspects
highly, with a few *crime-*
related concerns

Safety Services


9 in 10
excellent or good

- Fire services
- Fire Dept. response time
- Hennepin Healthcare
EMS response time
- ★ Police services
- ★ Crime prevention
- ★ Emergency management



★ Higher than benchmarks

Overall Feeling of Safety



92%

Residents think Eden
Prairie has an excellent or
good **overall feeling
of safety**

★ *Higher than benchmarks*

9 *in* 10



very or somewhat safe

- *Neighborhoods*
- *Eden Prairie Center mall*
- *Parks and open space*
- *Retail parking lots*
- *Paths and walking trails*

Problem in the Community

34%

Traffic speeding

Vandalism & property crime

29%

17%

Drugs

Youth crimes

18%

22%

Stop sign violations

Identity theft

21%

Percent moderate, major or extreme problem

Lower than 2018 rating



In your own words...

Like least:


5% *Remarked about* **rising crime or safety concerns**

Like most:

10% *Commented about* **feeling safe**

Community parks, recreation
and natural environment
continue to be a *valued*
community asset

Natural Environment




94%

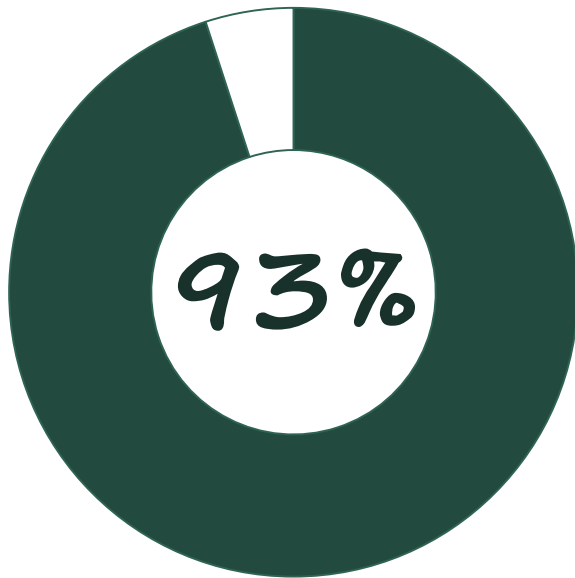
Residents think Eden
Prairie has an excellent or
good **overall natural
environment**



Higher than benchmarks

Highly Rated Characteristics

Overall 
appearance



95%

Cleanliness



94%

Air quality



92%

Paths and walking trails



92%

Fitness opportunities



90%

Recreational opportunities



Higher than benchmarks
Percent excellent or good

In your own words...

Like most:

34%

Remarked that they were
delighted with parks and trails/recreation centers *in Eden Prairie*

7%

Commented that **open spaces and nature/wildlife** *were their favorite aspect of Eden Prairie*

Use of Amenities

Large community parks

94%



Smaller parks

90%



Community Center

62%

Staring Lake Amph.

47%



Outdoor Center

42%




Richard T. Anderson Conservation Area

41%



Art Center

20%



Staring Lake Observatory

20%




Higher than 2018 rating

Percent at least once

All Parks & Rec Amenities

8 *in* 10

excellent
or good



Parks & Rec Services

9 in 10
excellent or good


- ★ Park maintenance
 - Trail maintenance
- ★ Recreation centers
 - Recreation services
- ★ Preservation of natural areas

★ *Higher than benchmarks*



Residents continue to *praise*
their *City services*

Quality of City Services



92%

Residents think **overall**
quality of services was
excellent or good




Higher than benchmarks

Value of Services

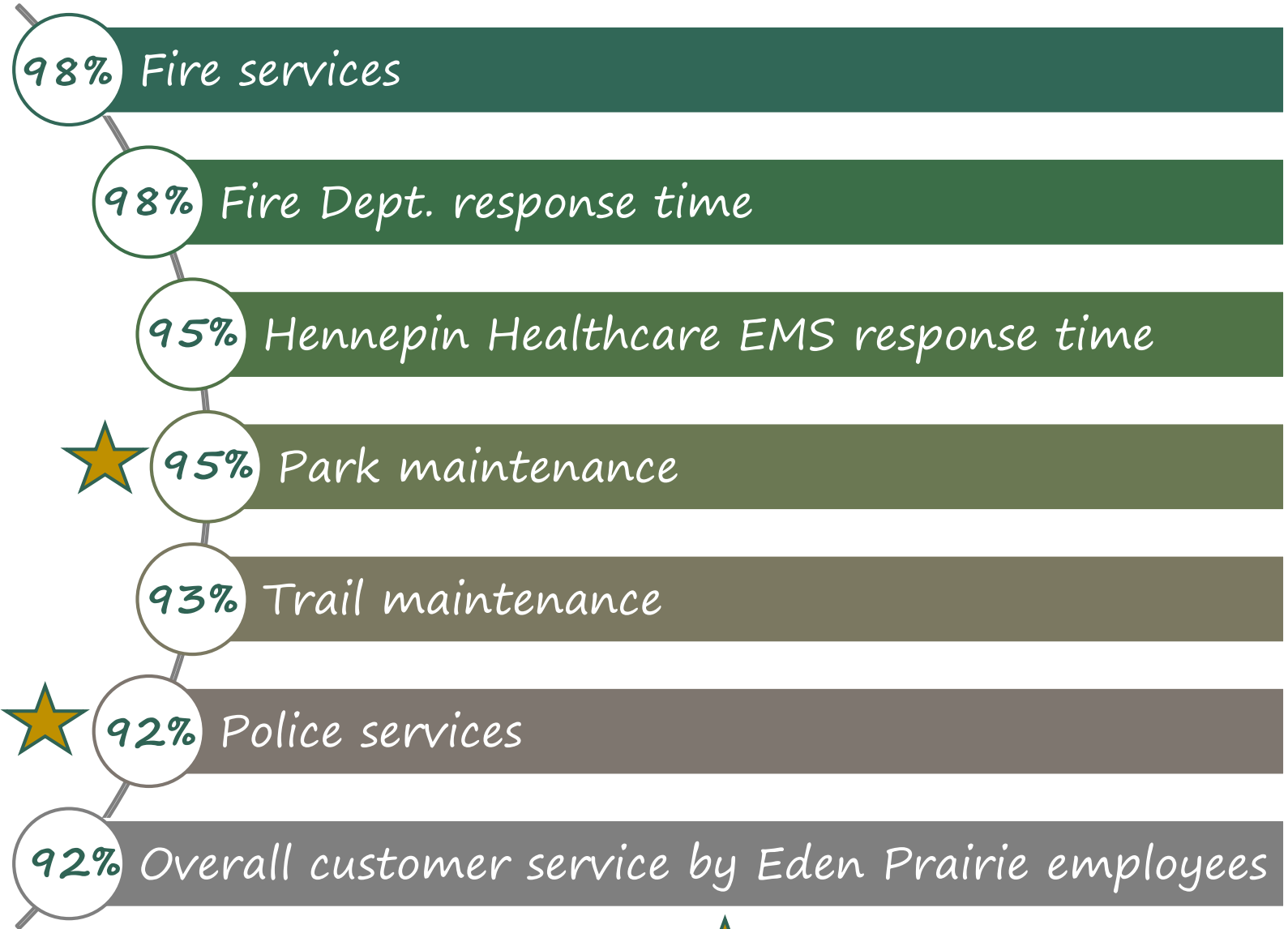
7
in 10

people think the
value of services for
taxes paid was **excellent**
or good



Higher than benchmarks

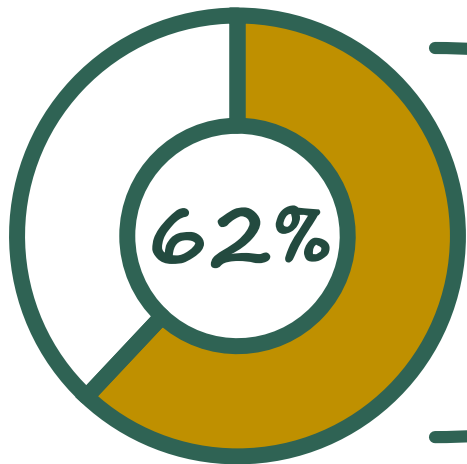
Top-rated City Services



Percent excellent or good

 Higher than benchmarks

Contacted City



22%

Police

21%

Community Center

16%

General information

95%

Courtesy

95%

Knowledge

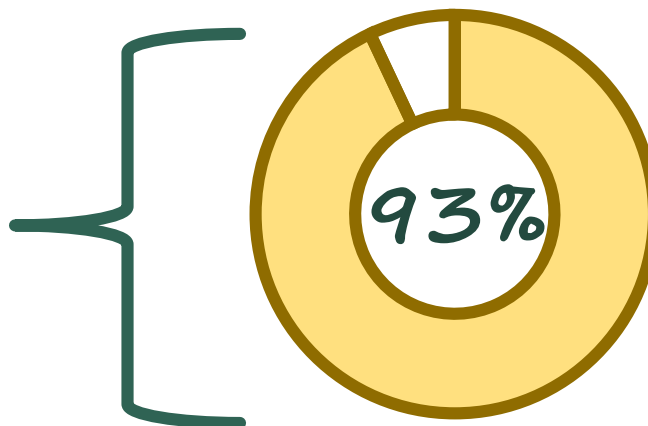
94%

Responsiveness

91%

Follow-up

Overall Customer Service★



Higher than benchmarks

Excellent or good

Conclusions

Eden Prairie continues to be a highly desirable place to live and raise a family

Residents continue to rate Safety-related aspects highly, with a few crime-related concerns

Community parks, recreation and natural environment continue to be a valued community asset

Residents continue to praise their City services

Public transportation and light rail are a focus of the community

Residents' use of some City information sources increased in 2020



Questions?

Thank you!

Jade Arocha

Senior Program Analyst

Polco/National Research Center

jade@polco.us

