



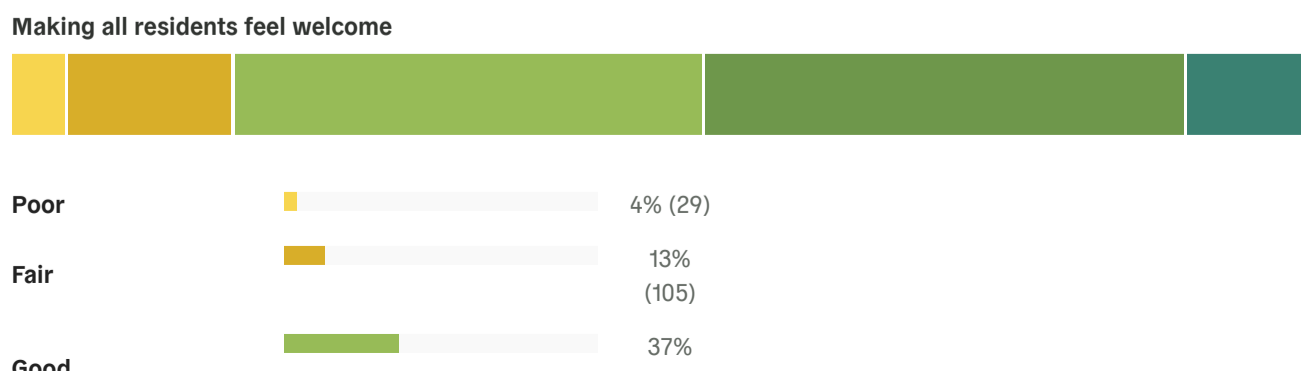
Equity and Inclusion in Eden Prairie

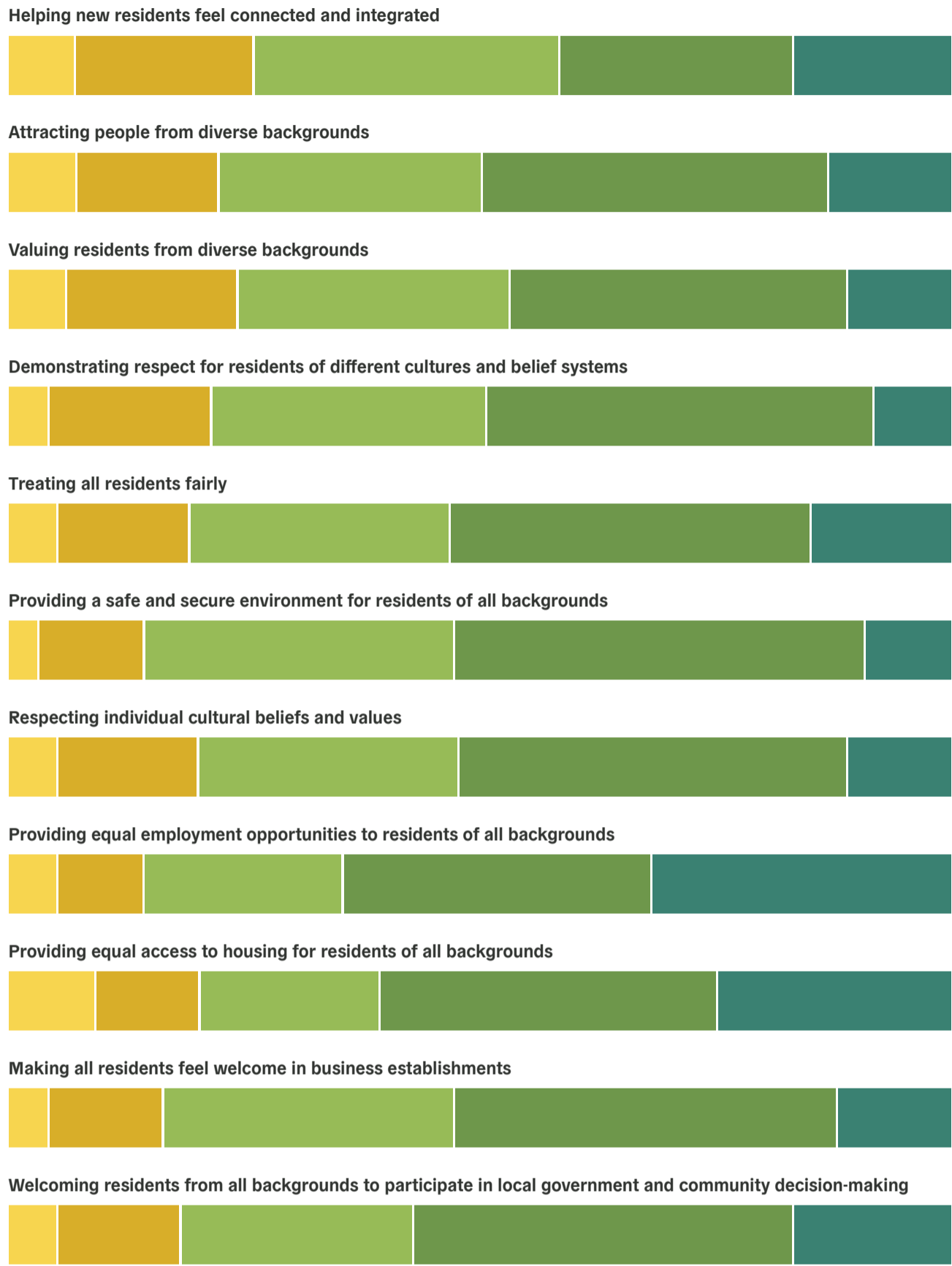
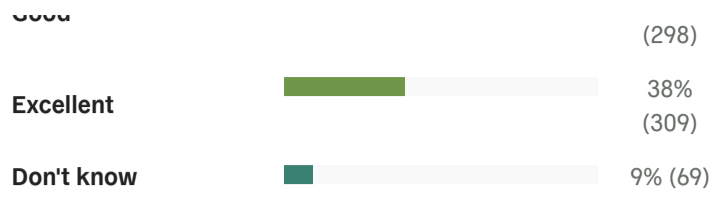
Survey Results
FINAL

01/07/2021

Please rate the Eden Prairie community on each of the following:

Question	Poor	Fair	Good	Excellent	Don't know
Making all residents feel welcome	4%	13%	37%	38%	9%
Helping new residents feel connected and integrated	7%	19%	33%	25%	17%
Attracting people from diverse backgrounds	7%	15%	28%	37%	13%
Valuing residents from diverse backgrounds	6%	18%	29%	36%	11%
Demonstrating respect for residents of different cultures and belief systems	4%	17%	29%	41%	8%
Treating all residents fairly	5%	14%	28%	39%	15%
Providing a safe and secure environment for residents of all backgrounds	3%	11%	33%	44%	9%
Respecting individual cultural beliefs and values	5%	15%	28%	42%	11%
Providing equal employment opportunities to residents of all backgrounds	5%	9%	21%	33%	32%
Providing equal access to housing for residents of all backgrounds	9%	11%	19%	36%	25%
Making all residents feel welcome in business establishments	4%	12%	31%	41%	12%
Welcoming residents from all backgrounds to participate in local government and community decision-making	5%	13%	25%	41%	17%



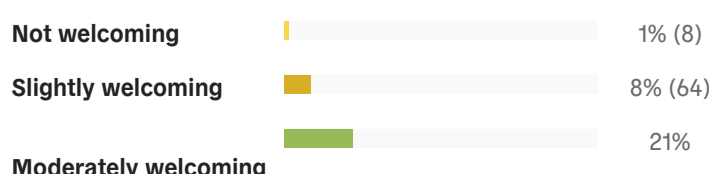


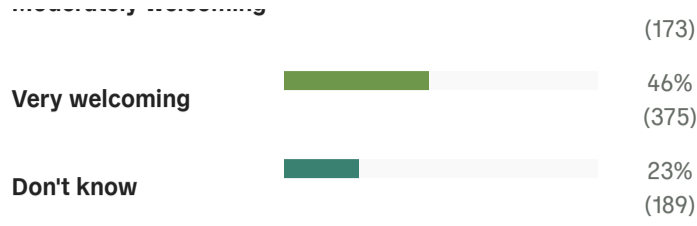
How welcoming, if at all, do you think Eden Prairie is for:

Question	Not welcoming	Slightly welcoming	Moderately welcoming	Very welcoming	Don't know
People with disabilities	1%	8%	21%	46%	23%
People who identify as lesbian, gay, bisexual, or other non-straight sexual identities	3%	10%	20%	36%	31%

Question	Not welcoming	Slightly welcoming	Moderately welcoming	Very welcoming	Don't know
People who identify as transgender	6%	12%	12%	26%	44%
Men	2%	3%	9%	75%	11%
Women	1%	3%	19%	70%	8%
People who are Arabic or Middle Eastern	4%	13%	18%	41%	24%
People who are Asian, Asian Indian or Pacific Islander	1%	7%	22%	50%	20%
People who are Black or African American	8%	13%	18%	43%	18%
People who are Hispanic	6%	14%	16%	44%	20%
People who are American Indian or Alaskan Native	4%	10%	14%	36%	36%
People who are white	2%	2%	10%	80%	5%
People whose first language is not English	7%	16%	23%	36%	17%
People who are not U.S. citizens	8%	13%	15%	30%	34%
People of Christian faith	2%	3%	11%	75%	10%
People of Islamic faith	7%	14%	17%	37%	25%
People of Jewish faith	2%	8%	19%	41%	31%
People of other faiths	2%	11%	15%	35%	37%
People who are agnostic or atheist	4%	7%	13%	34%	41%
People who are liberal	1%	7%	23%	56%	12%
People who are conservative	5%	8%	24%	50%	12%
People who are Veterans or military personnel	2%	3%	15%	60%	21%
People who are older	1%	4%	22%	66%	8%
People who are younger	1%	5%	19%	65%	10%
People who are of lower income	11%	19%	20%	32%	18%

People with disabilities





People who identify as lesbian, gay, bisexual, or other non-straight sexual identities



People who identify as transgender



Men



Women



People who are Arabic or Middle Eastern



People who are Asian, Asian Indian or Pacific Islander



People who are Black or African American



People who are Hispanic



People who are American Indian or Alaskan Native



People who are white



People whose first language is not English



People who are not U.S. citizens



People of Christian faith



People of Islamic faith

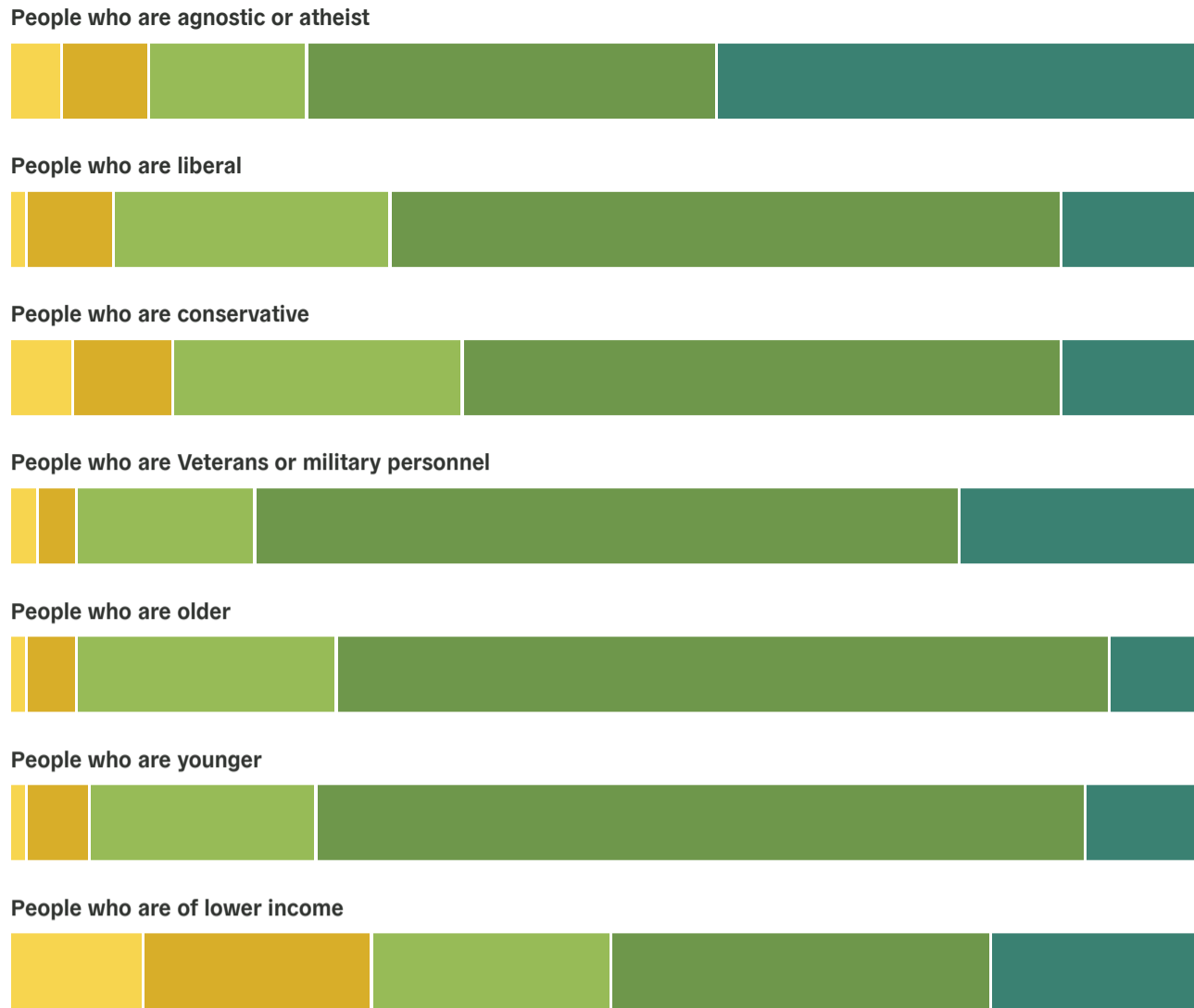


People of Jewish faith



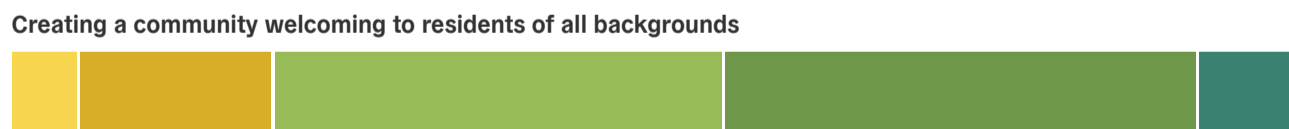
People of other faiths





Please rate the City of Eden Prairie (local government) on each of the following:

Question	Poor	Fair	Good	Excellent	Don't know
Creating a community welcoming to residents of all backgrounds	5%	15%	35%	37%	8%
Treating all residents with respect	2%	12%	33%	43%	9%
Treating all residents fairly	4%	14%	30%	39%	13%



Poor		5% (38)
Fair		15% (122)
Good		35% (279)
Excellent		37% (300)
Don't know		8% (67)



Treating all residents fairly



Please rate the Eden Prairie Police Department (local law enforcement) on each of the following:

Question	Poor	Fair	Good	Excellent	Don't know
Creating a community welcoming to residents of all backgrounds	5%	8%	21%	46%	20%
Treating all residents with respect	4%	9%	22%	46%	19%
Treating all residents fairly	5%	9%	19%	45%	23%

Creating a community welcoming to residents of all backgrounds



Poor		5% (42)
Fair		8% (64)
Good		21% (170)
Excellent		46% (374)
Don't know		20% (158)

Treating all residents with respect



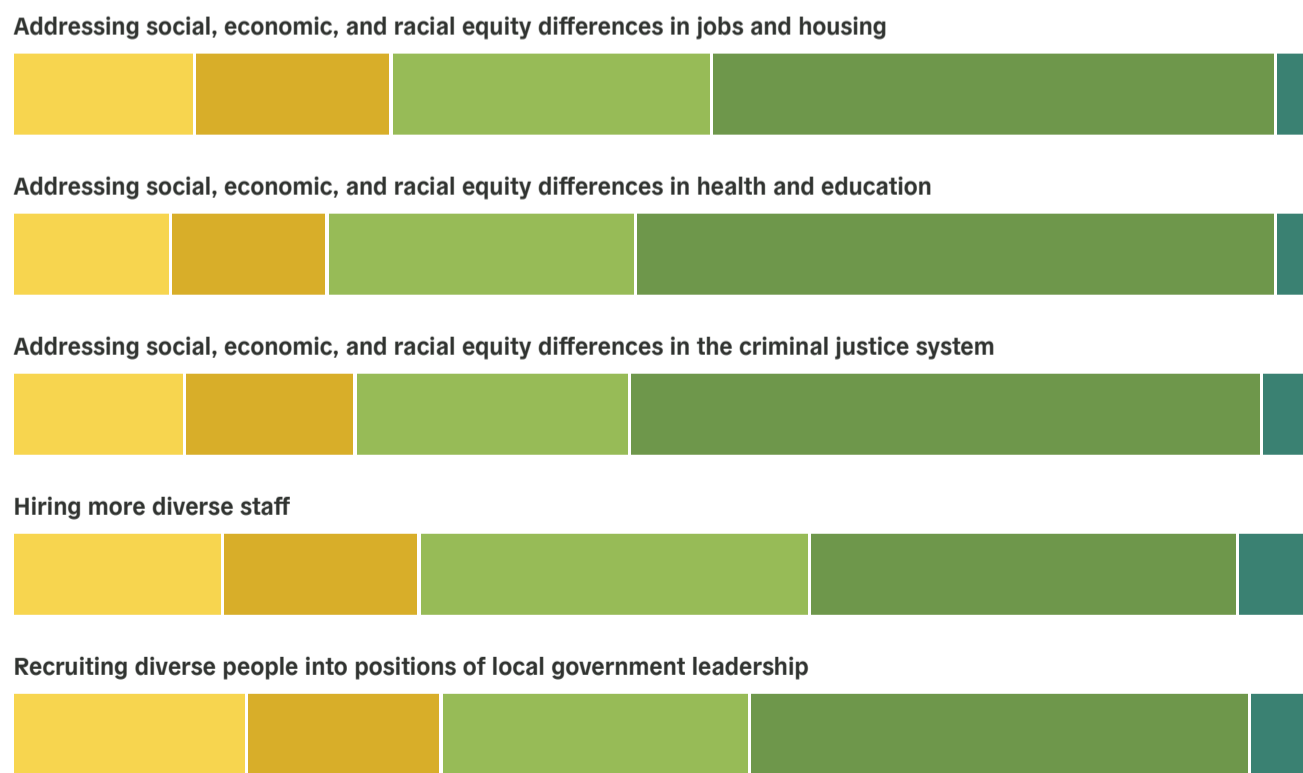
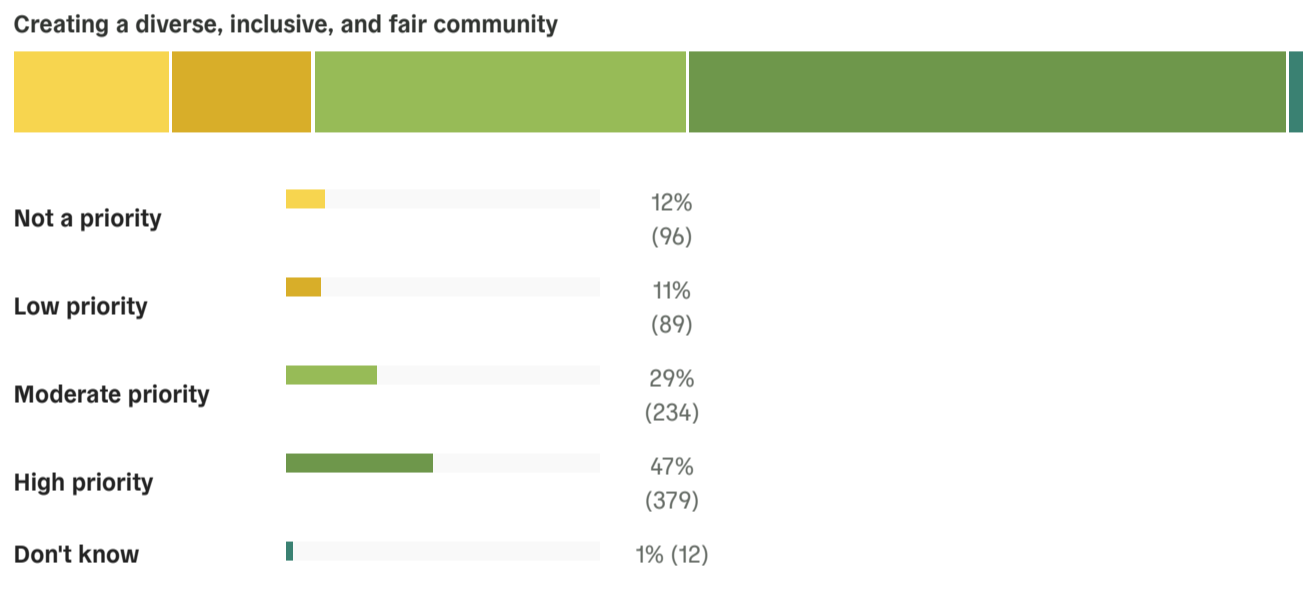
Treating all residents fairly



How much of a priority, if at all, should it be for the City of Eden Prairie (local government) to focus on the following?

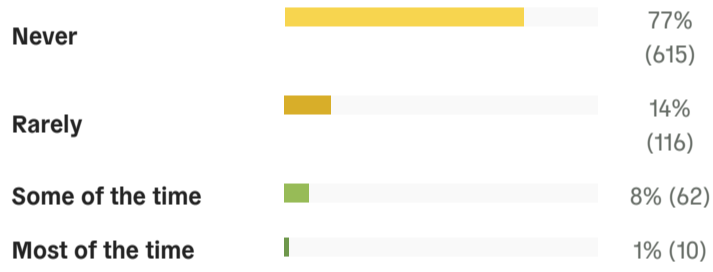
Question	Not a priority	Low priority	Moderate priority	High priority	Don't know
Creating a diverse, inclusive, and fair community	12%	11%	29%	47%	1%

Question	Not a priority	Low priority	Moderate priority	High priority	Don't know
Addressing social, economic, and racial equity differences in jobs and housing	14%	15%	25%	44%	2%
Addressing social, economic, and racial equity differences in health and education	12%	12%	24%	50%	2%
Addressing social, economic, and racial equity differences in the criminal justice system	13%	13%	21%	49%	3%
Hiring more diverse staff	16%	15%	30%	33%	5%
Recruiting diverse people into positions of local government leadership	18%	15%	24%	39%	4%

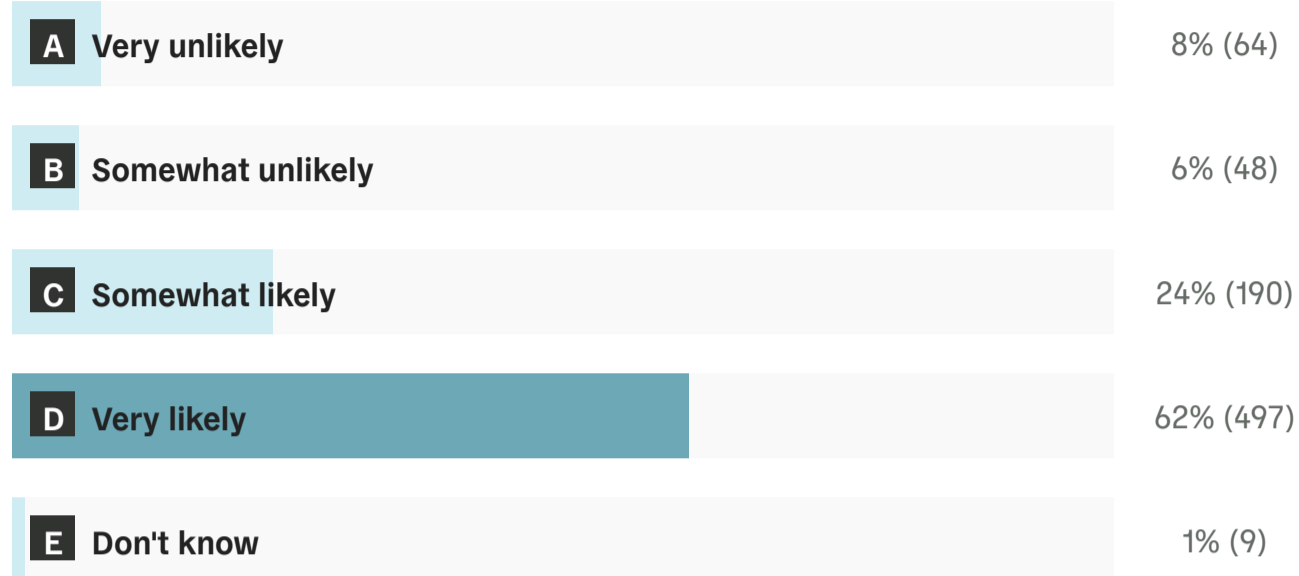


To what extent, if at all, have you personally experienced discrimination based on each of the following in Eden Prairie in the past 12 months?

Question	Never	Rarely	Some of the time	Most of the time
Age	77%	14%	8%	1%
Gender	75%	15%	9%	1%
Race(s)	79%	9%	8%	4%
National origin (birth country)	85%	7%	5%	2%
Religion	78%	12%	9%	2%
Political affiliation	55%	21%	19%	5%
Disability	90%	5%	3%	2%
Sexual orientation or gender identity	91%	5%	3%	1%




How likely or unlikely are you to recommend living in Eden Prairie to a friend or family member who asks?

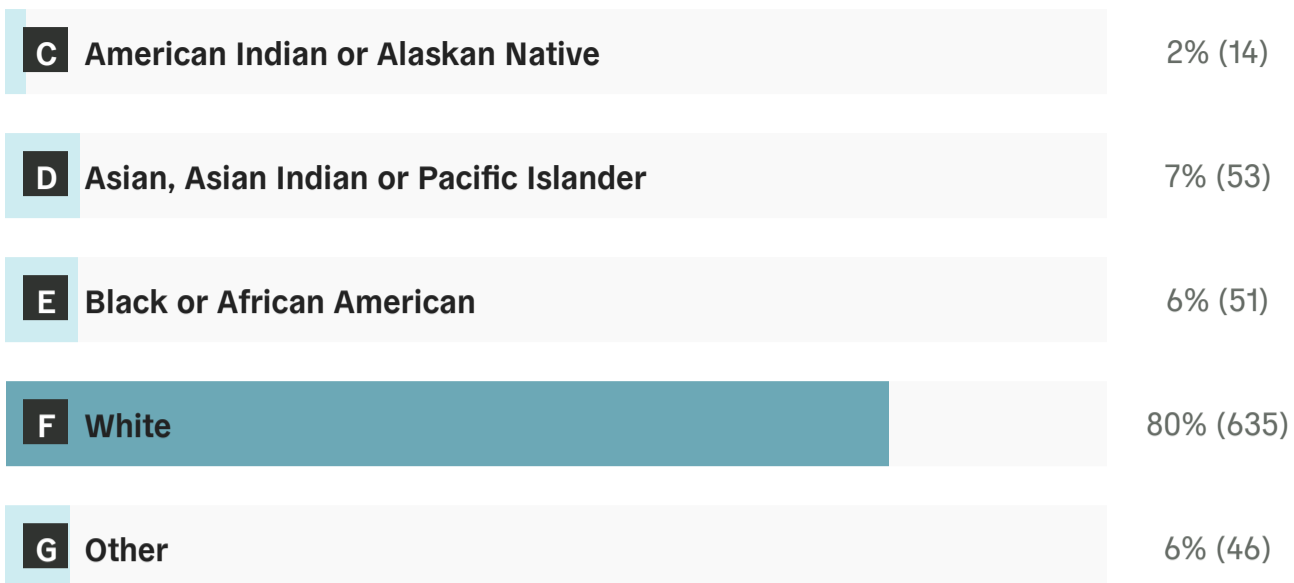


In which category is your age?




What is your race and/or ethnicity? (Mark one or more races/ethnicities to indicate which you consider yourself to be.)





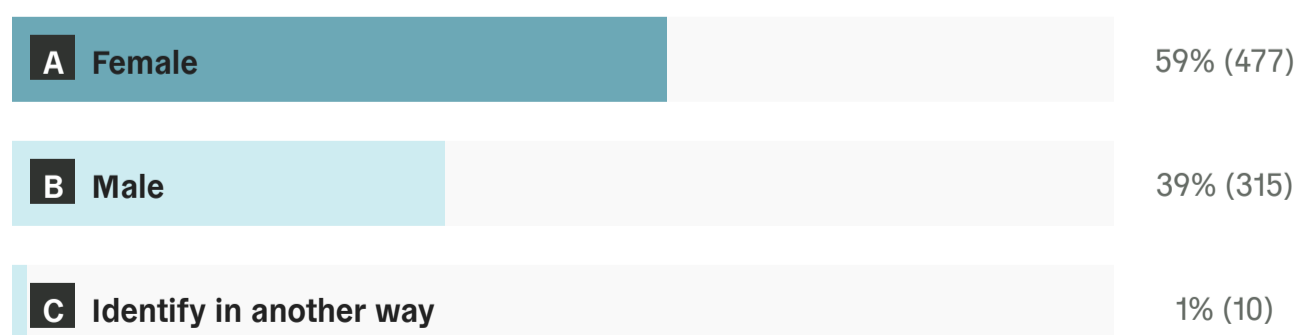
Is English your first language?



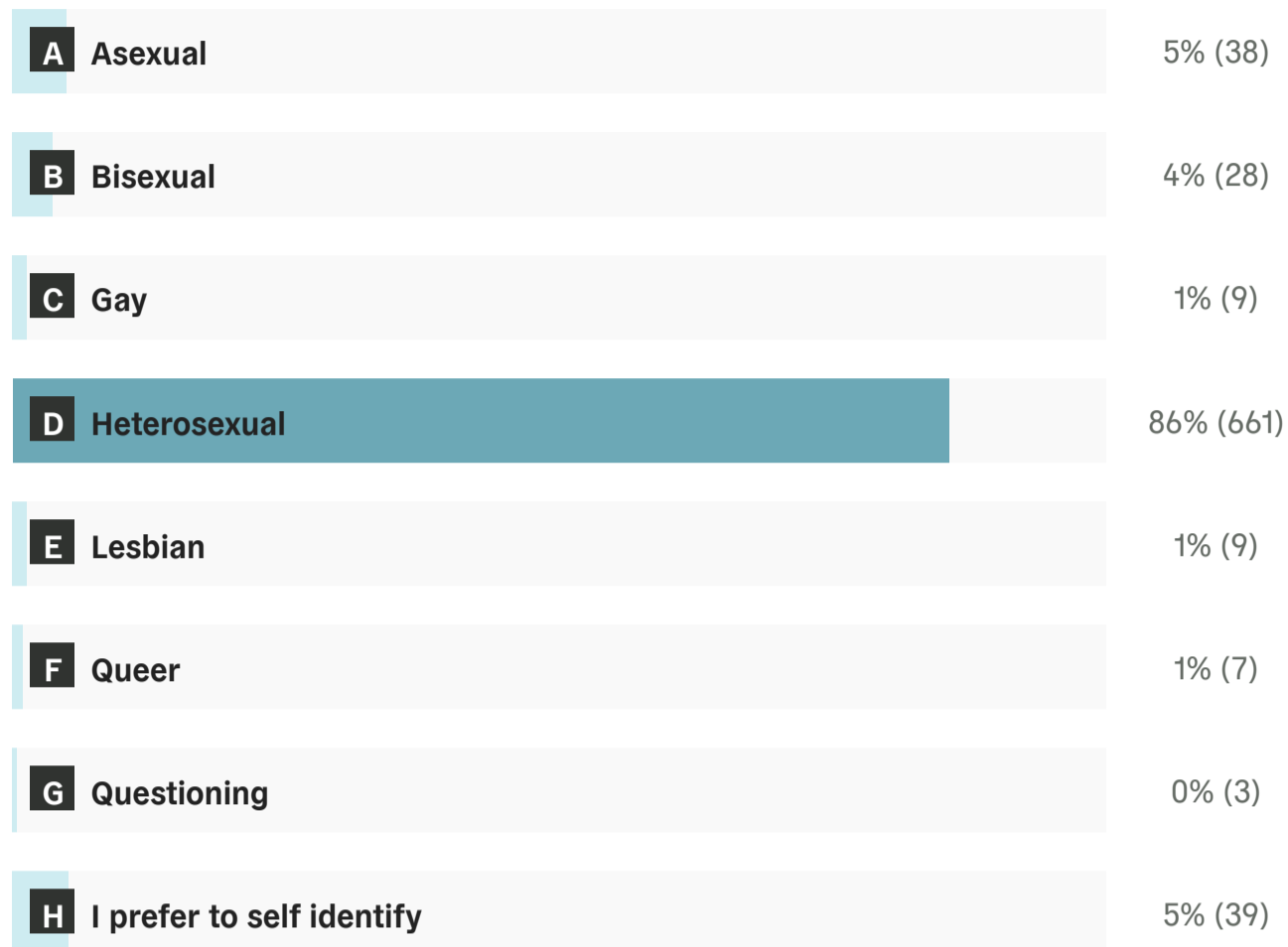
Which best describes your country of origin, regardless of current nationality?




What is your gender?



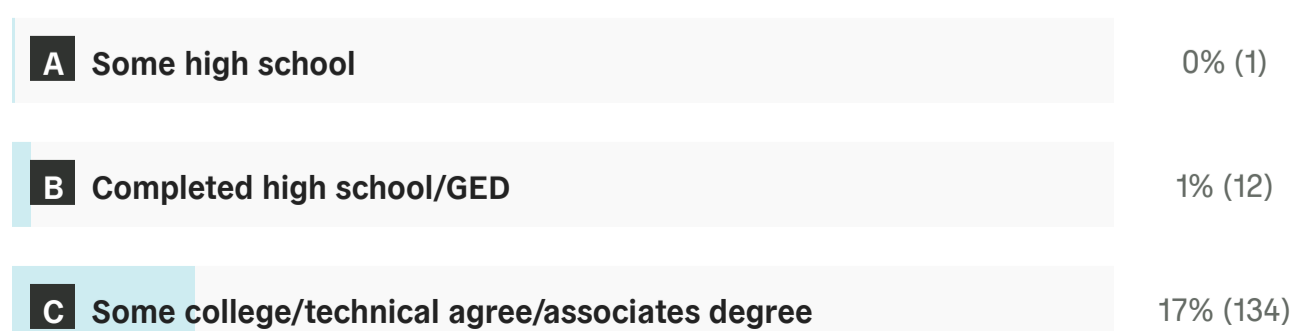
Which term best describes your sexual orientation?




Are/were you a member of the U.S. armed forces?

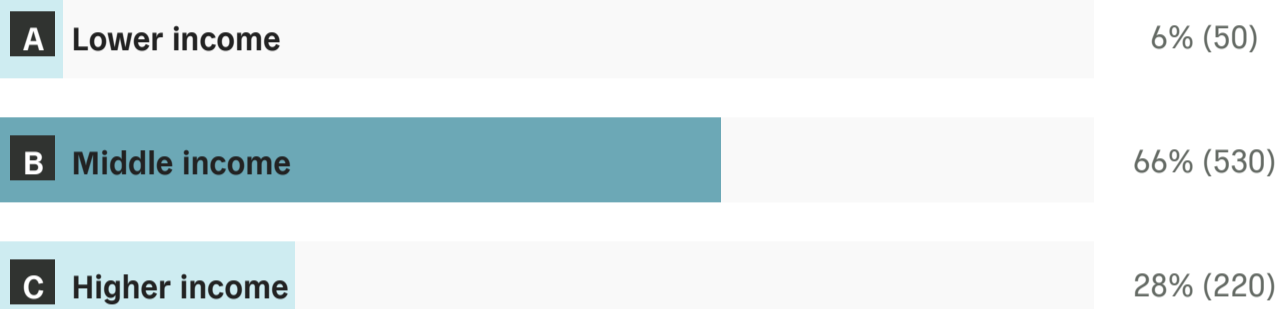


What is your highest completed level of education?





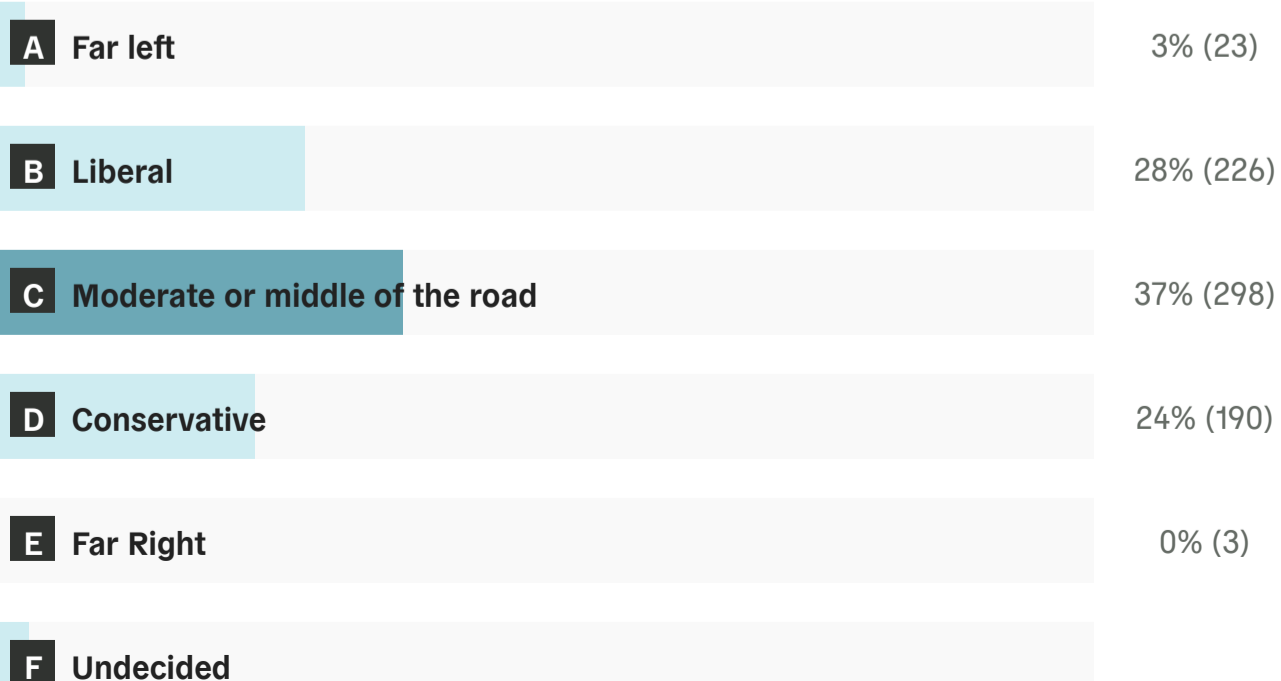
How would you describe your household income?



Do you have a physical, mental, or emotional condition that limits and/or shapes your participation in work and society?



How would you characterize your political views?



	3% (26)
G Other	4% (33)

What is your religious or spiritual identity?

A Agnostic / Atheist	13% (100)
B Buddhist	1% (9)
C Christian	67% (534)
D Hindu	2% (14)
E Jewish	3% (20)
F Muslim	3% (24)
G Sikh	0% (2)
H Spiritual, but no religious affiliation	9% (70)
I No affiliation	6% (50)
J Other	4% (34)