

## How would you rate the ease of getting around Eden Prairie?



**REGISTERED VS NON-REGISTERED**

	A	B	C	D	E
Registered Voters (164)	11.0% (18)	32.3% (53)	32.9% (54)	21.3% (35)	2.4% (4)
Non-Registered Voters (41)	7.3% (3)	17.1% (7)	65.9% (27)	7.3% (3)	2.4% (1)

**ALL RESPONDENTS**

	A	B	C	D	E
All respondents (205)	10.0% (21)	29.0% (60)	40.0% (81)	19.0% (38)	2.0% (5)
Registered Voters in Eden Prairie, MN (164)	11.0% (18)	32.3% (53)	32.9% (54)	21.3% (35)	2.4% (4)
Live in Eden Prairie, MN (205) - Self-reported	10.2% (21)	29.3% (60)	39.5% (81)	18.5% (38)	2.4% (5)
Subscribers to Eden Prairie, MN (205)	10.2% (21)	29.3% (60)	39.5% (81)	18.5% (38)	2.4% (5)
Register respondents from anywhere (164)	11.0% (18)	32.0% (53)	33.0% (54)	21.0% (35)	2.0% (4)

## How would you rate the ease of getting around Eden Prairie?

**A** Very easy   **B** Easy   **C** Neither easy nor difficult   **D** Difficult   **E** Very difficult

PRECINCT	164 REGISTERED VOTERS				
	A	B	C	D	E
EDEN PRAIRIE P-01 (13)	7.7% (1)	38.5% (5)	46.2% (6)	7.7% (1)	-
EDEN PRAIRIE P-02 (4)	25.0% (1)	25.0% (1)	25.0% (1)	25.0% (1)	-
EDEN PRAIRIE P-03 (6)	-	33.3% (2)	33.3% (2)	33.3% (2)	-
EDEN PRAIRIE P-04 (9)	22.2% (2)	11.1% (1)	33.3% (3)	22.2% (2)	11.1% (1)
EDEN PRAIRIE P-05 (14)	21.4% (3)	57.1% (8)	21.4% (3)	-	-
EDEN PRAIRIE P-06 (4)	-	25.0% (1)	50.0% (2)	25.0% (1)	-
EDEN PRAIRIE P-07 (6)	-	-	50.0% (3)	50.0% (3)	-
EDEN PRAIRIE P-09 (5)	-	40.0% (2)	-	40.0% (2)	20.0% (1)
EDEN PRAIRIE P-10 (9)	22.2% (2)	22.2% (2)	33.3% (3)	11.1% (1)	11.1% (1)
EDEN PRAIRIE P-11 (2)	-	50.0% (1)	-	50.0% (1)	-
EDEN PRAIRIE P-12 (6)	-	-	83.3% (5)	16.7% (1)	-
EDEN PRAIRIE P-13 (15)	6.7% (1)	26.7% (4)	26.7% (4)	40.0% (6)	-
EDEN PRAIRIE P-14 (18)	11.1% (2)	33.3% (6)	27.8% (5)	22.2% (4)	5.6% (1)
EDEN PRAIRIE P-15 (12)	-	33.3% (4)	50.0% (6)	16.7% (2)	-
EDEN PRAIRIE P-16 (10)	30.0% (3)	10.0% (1)	40.0% (4)	20.0% (2)	-
EDEN PRAIRIE P-17 (8)	-	75.0% (6)	-	25.0% (2)	-
EDEN PRAIRIE P-18 (11)	9.1% (1)	27.3% (3)	45.5% (5)	18.2% (2)	-
EDEN PRAIRIE P-19A (9)	22.2% (2)	44.4% (4)	11.1% (1)	22.2% (2)	-
EDEN PRAIRIE P-19B (3)	-	66.7% (2)	33.3% (1)	-	-

VOTERS GENDER	164 REGISTERED VOTERS				
	A	B	C	D	E
F (77)	13.0% (10)	26.0% (20)	36.4% (28)	23.4% (18)	1.3% (1)
M (86)	9.3% (8)	38.4% (33)	29.1% (25)	19.8% (17)	3.5% (3)
Unknown (1)	-	-	100.0% (1)	-	-

AGE RANGE	164 REGISTERED VOTERS				
	A	B	C	D	E
18-29 (11)	18.2% (2)	27.3% (3)	27.3% (3)	9.1% (1)	18.2% (2)
30-39 (27)	7.4% (2)	29.6% (8)	40.7% (11)	22.2% (6)	-
40-49 (36)	8.3% (3)	38.9% (14)	25.0% (9)	25.0% (9)	2.8% (1)
50-59 (37)	13.5% (5)	27.0% (10)	37.8% (14)	21.6% (8)	-
60-69 (38)	13.2% (5)	39.5% (15)	23.7% (9)	23.7% (9)	-
70-79 (13)	7.7% (1)	15.4% (2)	53.8% (7)	15.4% (2)	7.7% (1)
80-89 (2)	-	50.0% (1)	50.0% (1)	-	-

## How would you rate the ease of getting around Eden Prairie?

**A** Very easy **B** Easy **C** Neither easy nor difficult **D** Difficult **E** Very difficult

### Anonymous user's Opinion

Responded **E** Very easy



I grew up on the East Coast, so that's my baseline for whether an area is easy to get around. I am consistently amazed at how easy and safe driving is here compared to where I grew up, especially with all of the rapid growth. My grandparents used to live in Eden Prairie (they have since died), so I have seen it grow over my entire life, from summer visits in the 1980s to today, when I now own a home a few miles from where my grandparents were. I remember the backups that happened back in the 1980s an era of fast growth and the improvements were made by the city to reduce this congestion would have taken decades out east. Traffic does get affected by rush hour and by construction, but even these aren't bad compared to other areas that I've lived (NJ and Minneapolis). I was thrilled how responsive the city is to blind corners due to snow pile-up this winter, which was unheard of in Minneapolis. I'm confident that with the growth that is coming, it will continue to optimize details like light timing, adding lights and stops, and other traffic management situations that will come up over the next several years.

### Anonymous user's Opinion

Responded **C** Neither easy nor difficult



Any route around the mall is a headache with much congestion. If I can avoid going to the mall, I will and will to go Chanhassen for errands instead.

### Anonymous user's Opinion

Responded **C** Neither easy nor difficult



Hwy5/ EDEN Prairie rd intersection need bridge for sure...

### Anonymous user's Opinion

Responded **B** Difficult



Extremely poor to no public transportation system is #1. Secondly, many of the major intersections (e.g. Hwy 4 & 5, Poor traffic pattern at the east/north bound exit from Hwy 5 to Prairie Center Drive) create issue with folk trying to jump the lights, or push themselves into the intersection during a yellow light because getting 'caught' at the red light means an exceptionally long wait often results in higher potential for accidents, traffic snarls and road rage.

### Anonymous user's Opinion

Responded **E** Very easy



Only congestion is on state and county routes!

### Anonymous user's Opinion

Responded **B** Difficult



The intersection at hwy 5 and EP road is awful. Something needs to be done to manage the volume of traffic that uses the community center and the High School. A fly over perhaps?

### Anonymous user's Opinion

Responded **C** Neither easy nor difficult



The light timing on Flying Cloud Dr needs evaluation. If I'm traveling north on flying cloud between the airport and the entrance to 212, I often have to stop at EVERY single light. That is unacceptable. It should not take me 17 mins to travel the 3-4 miles. Additionally, if you try to turn left at any of these lights you are often waiting 2-3 cycles depending on the amount of cars plus the 1 cycle is very long. Very frustrating and prior to the construction at the mall sometimes I would use the "frontage rd" to avoid having to turn left off flying cloud and instead be able to cross flying cloud. Other areas of the city we need to start to utilize a yellow arrow or red blinking... give the driver the ability to go if there aren't any cars around and there is ample time. I have sat at MANY red arrow lights where there isn't a single car in sight. Otherwise, getting around EP is ok in my opinion.

### Anonymous user's Opinion

Responded **C** Neither easy nor difficult



I agree with many other comments that the lights are horrible in their timing, especially all the way on EP Road. In the winter many of the sidewalks are not shoveled in a timely manner, especially in the NW area of Prairie View and the high school. (That includes the roads the city takes care of like DL Road and DL Trail.) Speaking of Duck Lake Trail, why isn't there a painted side walk crossing for walkers at EP Road? Most motorists stop almost on EP Road and crowd the pedestrian crossing. It is so dangerous there to cross as a pedestrian! The other danger is Duck Lake Road by Duck Lake. I have gone to the city countless time to fix the non existant side walk issue (Safe Roads to Schools), and have been told "that area is so dangerous it is safe". Seriously? So we need an accident, or even a fatality before it gets fixed? We must allow safe walkways for our children to get to school.

### Anonymous user's Opinion

Responded **B** Difficult



The area around the mall to get on freeways is confusing if you don't live in the area.

### Anonymous user's Opinion

Responded **D** Easy



Cars often come down Duck Lake Trail between Dell and 101, it's a commonly used shortcut, and there is only a small part with a paved path, no sidewalks. Seems very dangerous for anyone walking that road, especially children. (Many have bus stops along it.)

### Anonymous user's Opinion

Responded **B** Difficult



I am constantly frustrated with the entrance and exit ramps going north on 494 from the Eden Prairie Mall. I live here and know how to navigate the way in and out, but I can imagine the frustration of strangers trudging to find their way into the mall from that direction. I bet many of them give up and go to Southdale instead. Whoever designed that labyrinth to the Mall must not have had an interest in the success of the Mall. This leads me to the mall. If you fix the access, maybe we can attract some stores that might actually draw people in. Even high end outlet stores would be an improvement. Out Target looks like a ghetto, compared to the other Targets, The shelves are always empty, its hot and dirty. Take a look at the Chanhassen store and you'll see the difference. We are going downhill and it doesn't look pretty to newcomers.

### Anonymous user's Opinion

Responded **C** Neither easy nor difficult



EP center area has traffic issues and the number of highway intersections where not all direction options are available.

### Anonymous user's Opinion

Responded **C** Neither easy nor difficult



Walkability around the mall is generally very good. Roads are not suitable for cycling, mainly because of the high traffic volume. This forces cyclists on to the sidewalks and trails, many of which are too narrow for walkers and cyclists to share safely. Would love to see wider sidewalks and trails, especially around the mall and lakes. Sidewalks and trails are in good condition, but are not reliably cleared of snow and ice.

### Anonymous user's Opinion



















Responded **B** Difficult



The stop lights take a lot of time to get around the city and with the light rail coming in I wonder how much more a delay this will cause. It would be nice if they would have right hand turn lanes to merge into traffic or a better way to get around Eden Prairie especially around the mall area.

### Anonymous user's Opinion

Responded **B** Difficult

-  My comment is geared specifically toward residential sidewalks. During the winter, many residents in the Cascade Drive area fail to clear the snow and ice from their sidewalks. This makes walking the dog nearly impossible, and very dangerous. In my area, it's not uncommon for 25% or more of the sidewalks to be completely covered in ice. I'm pretty sure there is an ordinance that requires homeowners to keep them clear, but it's obviously not enforced.
-  **Anonymous user's Opinion** Responded **D** Easy
- Around the mall is difficult as there are several lights very close together that back up traffic. Lights are very quick and don't let all cars through.
-  **Anonymous user's Opinion** Responded **C** Neither easy nor difficult
- There are way too many town homes in our neighborhood that don't have ample parking. Too many residence park in the street. There isn't parking available for guests. We live by the Eden Prairie High School.
-  **Anonymous user's Opinion** Responded **B** Difficult
- Someone needs to re-examine the stop lights' timing. It may be set by computer, but the wait at many of the lights is way too long. In addition, some of the left turn lights are way too short. You have to, at busy times, sit through multiple lights. We should also have more blinking yellow lights for left turns!
-  **Anonymous user's Opinion** Responded **C** Neither easy nor difficult
- I'm not sure what you're getting at with this question - is it a question about road construction, is it a question about how logical the road system is, is it a question about drivers?
-  **Anonymous user's Opinion** Responded **C** Neither easy nor difficult
- I am concerned about the traffic at SW Station with the new Elevate Apartments going in, as well as construction on the SWLRT. Have you really thought things through here, and do you have a plan you can share with the public, so we have more confidence in your management of this impending situation?
-  **Anonymous user's Opinion** Responded **B** Difficult
- The timing of stoplights doesn't always seem to make sense. When traffic is heavy, some of the lights take a very long time. It can get to be very frustrating trying to get around or run errands.
-  **Anonymous user's Opinion** Responded **C** Neither easy nor difficult
- During both morning and evening rush hours, traffic is often halted to a standstill. This started relatively recently, since highway 212 got completed. Now, a lot of Chaska residents are on it, and it takes ridiculously long to drive from Prairie Center Dr to Dell Rd.
-  **Anonymous user's Opinion** Responded **B** Difficult
- Please put an over pass at hwy 5 and EP road!!!
-  **Anonymous user's Opinion** Responded **B** Difficult
- Off 494 continues to be an issue. The stoplights are poorly timed at most major intersections, thus increasing the time and frustration of drivers. I think that also promotes running yellow lights turning to red, increasing the risk of accidents at intersections.
-  **Anonymous user's Opinion** Responded **C** Neither easy nor difficult
- On a weekly basis I travel by bike and by car -- so this answer reflects both.
-  **Anonymous user's Opinion** Responded **B** Difficult
- There are few intersections I could mention that don't have the appropriate traffic signage to allow for ease of use. On many occasions I find myself in difficult or dangerous situations trying to make a turn into constant oncoming traffic, because they don't have to stop. I think if there was a way for these intersections to be evaluated for a change of signals would be nice.
-  **Anonymous user's Opinion** Responded **A** Very difficult
- Just yesterday a friend who lives in Edina told me EP streets are very difficult to traverse. She has to use her GPS every time she comes to the mall
-  **Anonymous user's Opinion** Responded **A** Very difficult
- Eden Prairie's roads are very confusing. City planning was poorly thought out, especially for future traffic densities. Hwy 5 and Eden Prairie Road is a no-go for me. Around Eden Prairie Center is a nightmare, so is by Lunds/Byerly's and by Southwest Station. The new apartments are going to make traffic even worse. I have had many close calls at the various intersections in Eden Prairie. No turn on red signs would be a good start.
-  **Anonymous user's Opinion** Responded **B** Difficult
- A couple of people have mentioned light timing which is my pet peeve. It seems lights are timed to control speed rather than save time, reduce fuel waste (!), and minimize emissions. This needs to change, pronto. Lights should be opened up or replaced with traffic circles. Lights should be timed to allow a "green wave" - the intersection at 4 & 5 is ridiculous as you can end up stopping at all three lights as you cross 5. Crazy!
-  **Anonymous user's Opinion** Responded **B** Difficult
- The traffic lights are timed very poorly. It takes 15 minutes to get anywhere in EP no matter the time of day. Prairie Center Drive is horrible. HWY 4&5 intersection horrible. Very poor flow to traffic at any time of day. EP is loud. Police, Fire and Ambulance sirens are part of the noise constantly, all times of the day. It seems to only get worse. Just as loud as living in MPLS or St. Paul.
-  **Anonymous user's Opinion** Responded **D** Easy
- While I would say we are doing great compared to other cities nearby, I would say that during peak times it does take a long time to get around due to some stoplights. Flying Cloud at Anderson Lakes is a long light and if you travel across on Pioneer Trail you typically find the lights are not synced up so you do a lot of stopping between Flying Cloud and the Chanhassen Border. I would say that with Light Rail coming in I would also hope the city can put extra work into ensuring those areas (212/Valley View, SW Station) are not made worse by new crossings/bridges during construction or once finally up and running.
-  **Anonymous user's Opinion** Responded **C** Neither easy nor difficult
- Currently, driving Prairie Ctr Dr is difficult with the construction on Preserve Blvd and the reduction to one-lane traffic (for some other work??). I see a problem increasing at Prairie Ctr Dr/Franlo. When that large housing for seniors at that corner is completed, there will be more people from Franlo trying to get on and off Prairie Ctr Dr. Will there be a stop light added there?