



The City of Eden Prairie

Quality of Life Survey Report of Results

2019



Prepared by:



CONTENTS

Executive Summary	1
Survey Background	5
Quality of Life and Community	8
Quality of life	8
Community Characteristics	12
Neighborhood Issues	17
Living in Eden Prairie.....	18
Community Engagement.....	20
City Government.....	25
Quality and Value of City Government Services	25
Contact with City Departments.....	30
Safety	33
Police Department and Fire Department	36
Information Sources.....	38
Municipal Liquor Stores	45
Property Development Management.....	48
Sustainable Eden Prairie	49
Appendix A: Respondent Characteristics	50
Appendix B: Complete Survey Frequencies.....	53
Appendix C: Verbatim Responses to Open-ended Survey Question.....	85
Appendix D: Responses to Selected Survey Questions by Respondent Characteristics	167
Comparisons by Demographic Characteristics	168
Comparisons by Geographic Areas.....	208
Appendix E: Detailed Benchmark Comparisons	226
National Benchmark Comparisons	227
North Central Region with Populations over 15,000 Benchmark Comparisons.....	235
Minnesota Benchmark Comparisons.....	240
Appendix F: Survey Methodology	244
Appendix G: Survey Materials	250

FIGURES

Figure 1: Overall Quality of Life in Eden Prairie, 2018	8
Figure 2: Overall Quality of Life Compared by Year	8
Figure 3: Aspects of Quality of Life Compared by Year	9
Figure 4: Aspects of Quality of Life Benchmarks	10
Figure 5: Residential Stability Compared by Year	11
Figure 6: Residential Stability Benchmarks	11
Figure 7: Ratings of Overall Community Characteristics Compared by Year	12
Figure 8: Overall Community Characteristics Benchmarks	13
Figure 9: Ratings of Individual Community Characteristics Compared by Year	15
Figure 10: Individual Community Characteristics Benchmarks	16
Figure 11: Airport Noise Compared by Year	17
Figure 12: Like Most about Living in Eden Prairie	18
Figure 13: Like Least about Living in Eden Prairie	19
Figure 14: Familiarity with Events Compared by Year	21
Figure 15: Use of Parks and Recreation Amenities Compared by Year	23
Figure 16: Quality of Parks and Recreation Amenities Compared by Year	24
Figure 17: Overall Quality of City Services, 2018	25
Figure 18: Overall Quality of City Services Compared by Year	25
Figure 19: Value of City Services, 2018	26
Figure 20: Value of City Services Compared by Year	26
Figure 21: Quality of City Services Compared by Year and Benchmarks	28
Figure 22: Contact with City Departments Compared by Year	30
Figure 23: Impressions of City Employee(s) Compared by Year	31
Figure 24: Impressions of City Employee(s) Benchmarks	32
Figure 25: Feelings of Safety Compared by Year	33
Figure 26: Feelings of Safety Benchmarks	34
Figure 27: Problems in Community Compared by Year	35
Figure 28: Contact with Police Department Compared by Year	36
Figure 29: Quality of Contact with Police Department Compared by Year	37
Figure 30: Awareness of Firefighter Volunteer Status Compared by Year	37
Figure 31: Information Source Preference Compared by Year	39
Figure 32: Quarterly Newsletter Readership, 2018	40
Figure 33: Ratings for Quarterly Newsletter, 2018	40
Figure 34: Newspaper Subscriptions Compared by Year	41
Figure 35: Visited City Website Compared by Year	42
Figure 36: Aspects of City Website Compared by Year	43
Figure 37: Aspects of Website Benchmarks	44
Figure 38: Level of Support for Municipal Owned Liquor Stores Compared by Year	45
Figure 39: Frequency of Visiting Municipal Liquor Stores Compared by Year	46
Figure 40: Aspects of Municipal Liquor Stores Compared by Year Compared by Year	47
Figure 41: Balance of Rights of Property Owners and The Wider Community Compared by Year	48
Figure 42: Familiarity and Willingness to Participate in Sustainable Eden Prairie, 2018	49
Figure 43: Sustainable Eden Prairie Program Participation, 2018	49

EXECUTIVE SUMMARY

SURVEY BACKGROUND

The 2018 Quality of Life Survey provided residents the opportunity to rate the quality of life in the City of Eden Prairie, as well as the quality of service delivery and overall workings of local government. The survey also permitted residents to provide feedback to government on what is working well and what is not, and to share their priorities for community planning and resource allocation.

Surveys were mailed to 2,000 randomly selected resident households in November 2018. A total of 494 surveys were completed, yielding a response rate of 26%. In addition to the scientific, random sample, a link to an online “opt-in” survey was publicized through various channels including the Eden Prairie website and social media. This opt-in survey was identical to the scientific survey and open to all Eden Prairie residents. A total of 1,500 online surveys were completed yielding a total count of 1,994 survey responses.

Survey results were weighted so that respondent gender, age, housing unit type (attached or detached), housing tenure (rent or own) and race were represented in proportions reflective of the entire city. The margin of error is plus or minus two percentage points around any given percentage point reported for the entire sample.

Because Eden Prairie has administered resident surveys before, some comparisons could be made between 2018 responses and those from 2016, 2014, 2012, 2010, 2008 and 2006. Eden Prairie also elected to have its results compared to those of other jurisdictions around the nation, in Minnesota and those in the north central region with populations over 15,000, comparisons made possible through a national benchmark database created and maintained by National Research Center, Inc. (NRC). This database contains resident perspectives gathered in citizen surveys from over 500 jurisdictions.

KEY FINDINGS

Eden Prairie is a desirable place to live and raise a family.

- ▶ Eden Prairie residents continue to boast a high quality of life, with 95% awarding excellent or good marks in 2018, which eclipsed averages seen across the nation, Minnesota and Central Region municipalities with populations over 15,000.
- ▶ At least 9 in 10 survey participants praised Eden Prairie as a place to live, as a place to work and the quality of life in their neighborhoods. Additionally, around 7 in 10 respondents were pleased with the community as a place to visit and as a place to retire. All community quality ratings were similar to reviews given in previous years and were either similar or higher than national and both peer comparison groups.
- ▶ Residents were also pleased with the city as a place to raise children and the overall opportunities for education and enrichment in the community, with at least 9 in 10 awarding high marks. Both of these averages exceeded all three sets of benchmark comparisons. Further, of those respondents who elected to convey their favorite thing about living in Eden Prairie, about 1 in 10 residents lauded the schools and education, the third most favorable aspect about living in the community.

Residents' high ratings for safety services contribute to their quality of life, though they have increasing concerns regarding youth crime and drugs.

- ▶ Residents commended safety services, such as fire, Hennepin County EMS, police and crime prevention, with each assigned excellent or good marks by 9 in 10 or more. Eden Prairie participants' reviews for police and crime prevention outperformed all other municipality comparisons.
- ▶ Almost all residents felt at least good about the overall safety of residents in the Eden Prairie community, which was on par with ratings given since 2014. While this level was similar to Minnesota municipalities, it was higher than national and North Central regional comparisons.
- ▶ About 9 in 10 participants reported they felt secure in all areas of the city, including the Eden Prairie mall, retail parking and paths and walking trails. Moreover, respondents' feelings of safety have remained stable since 2014. Compared to their peers, Eden Prairie residents awarded higher assessments to their feelings of safety in their neighborhoods and in the city's parks and open space compared to national averages, but tended to be similar to their state and regional compatriots.
- ▶ When asked to express their perceptions of potential problems or concerns in the community, about 3 in 10 residents indicated that traffic was a moderate, major or extreme problem, while one-quarter felt the same about vandalism and property crimes and drugs. Very few respondents perceived violent crime as at least a moderate problem. Most 2018 ratings for potential problems in Eden Prairie were on par with impressions in previous iterations of the survey; however, more residents felt that drugs and youth crimes were more of an issue than in 2014 or 2016.
- ▶ Eden Prairie participants were most likely to have contact with the police department during Eden Prairie Night to Unit (20%) or through community programs (17%). About 1 in 10 individuals had reached out to report a crime or enlist the services of animal control, while slightly fewer interacted with officers in a different capacity, such as through the city-wide open house, schools or Safety Camp. In these interactions, residents were impressed with their interactions with the Eden Prairie Police Department, with 9 in 10 praising their police, maintaining levels seen in the past and surpassing national averages.

Community parks, recreation and natural environment continue to be a highlight.

- ▶ More than 9 in 10 residents revealed admiration for the overall natural environment and opportunities for education and enrichment, maintaining standards set in previous years and outshining national, Minnesota and North Central communities with populations over 15,000.
- ▶ Reviews for individual characteristics that make a community a more desirable place to live, such for air quality, cleanliness and the overall appearance of Eden Prairie, received top billing, with about 95% of residents assigning excellent or good scores to each. Respondents were also appreciative of paths and walking trails, fitness, and recreational opportunities. All of these characteristics were evaluated at levels higher or much higher than national averages.
- ▶ When asked to relay the thing they like best about living in Eden Prairie, respondents reported that they were delighted with the open space, parks, trails and natural environment in Eden Prairie, with one-third of all respondents making this community aspect the most beloved of all other highlights of living in the city.

- ▶ Around 8 in 10 residents reported they had participated in and/or were familiar with the Staring Lake Concert Series and the Fourth of July celebration and around three-quarters were aware of or had engaged in activities like Movies in the Park, Arts in the Park and community theater productions.
- ▶ Nearly all respondents (91%) enjoyed recreational opportunities in Eden Prairie and at least 8 in 10 had visited smaller neighborhood parks. About two-thirds of residents had utilized the Community Center, while less than 2 in 10 had used the Art Center, Staring Lake Observatory or the Senior Center. Most rates of use were consistent with previous years, though residents capitalized on the offerings of the Richard T. Anderson Conservation Area at higher rates than those seen in 2016 and 2014.
- ▶ Not only were residents using the parks and recreation amenities provided to them by the City, they also praised these opportunities across the board: more than 8 in 10 respondents applauded all offerings, including large and small parks, Staring Lake offerings (Amphitheatre, Observatory) and all centers (Community, Art, Outdoor and Senior Centers). Residents' esteem for their parks and recreation opportunities remained undiminished and consistent with prior years.
- ▶ For related services provided by the City of Eden Prairie, participants gave rave reviews to parks, as well as recreation centers, and services. Further, respondents' scores for these services remain consistent with previous years, and in comparison to communities across the state, region and U.S., Eden Prairie parks and recreation services were rated a step above, achieving higher or much higher scores for these benchmarks.
- ▶ Regarding familiarity with and willingness to participate in the Sustainable Eden Prairie initiative, less than 1 in 10 community members were aware of the program and had participated in it, and 45% stated they were unfamiliar, but willing to engage with it. More than 8 in 10 survey participants indicated they would be likely to participate in solid waste reduction, reuse or recycling, or energy reduction programs. Additionally, at least two-thirds of community members demonstrated enthusiasm for conserving water and using native landscaping.

Residents praise their City services.

- ▶ In 2018, about 9 in 10 residents assigned high scores to the overall quality of services provided by the City of Eden Prairie, on par with 2016, but higher than 2014 levels. This measure eclipsed national, North Central and Minnesota comparisons.
- ▶ Around two-thirds of community members felt they received excellent or good value for City services considering the property taxes paid to the City of Eden Prairie. This was consistent with residents' sentiment in 2016, but higher than 2014 levels. Residents' reviews for the value of services outpaced all three sets of comparison communities.
- ▶ Of the 33 individual services reviewed by survey respondents, 12 were positively scored by at least 9 in 10, including the overall customer services provided by City employees, and 8 in 10 awarded excellent or good ratings to 16 additional services. The lowest rated services, including City planning, sidewalks in neighborhoods and traffic signal timing were still appreciated by two-thirds or more.
- ▶ Most services were on par with evaluations in 2016, but several have increased since 2014 (e.g., emergency preparedness, building inspections and assessing services).

- ▶ The service quality ratings could be compared to communities across the nation, in Minnesota and in the North Central Region with populations over 15,000. In comparison to communities across the U.S., Eden Prairie services were a step above, achieving higher or much higher scores for most benchmarks. When comparisons to other municipalities in Minnesota and in the North Central Region with similar populations were made, ratings tended to be more of a mix of higher and similar, with no comparisons falling below their peers.
- ▶ About 7 in 10 residents indicated they had contacted a City service department in the 12 months prior to the survey. Of these residents, the highest frequency of contact reported was with the Community Center (32%) and police (28%). At least 9 in 10 of those who had contacted a City employee were pleased with all aspects of the interaction, including the employee's courtesy, knowledge, responsiveness and overall customer service. Appreciation for the overall customer service provided by City employees has continued to increase since 2008 and outmatched reviews given by residents elsewhere across the country, region and state.

Eden Prairie's economy shines, but affordability could be an issue in the future.

- ▶ Ninety-two percent of survey participants provided excellent or good assessments to the overall economic health of Eden Prairie, which surpassed ratings in communities elsewhere in the U.S., Minnesota and communities in the North Central Region with populations over 15,000.
- ▶ Approximately 9 in 10 respondents revealed that they would be likely to recommend conducting business in Eden Prairie and 8 in 10 would recommend visiting the area.
- ▶ Around 8 in 10 exalted economic development services, which were similar to previous years, but outmatched all three sets of benchmarks.
- ▶ As in many desirable communities, evaluations related to housing and affordability tended to be the lowest rated characteristics of the city; however, half or more of community members still felt favorably about each of these aspects and most evaluations outpaced national comparisons. Only about 5% of comments detailing residents' least liked aspect of living in Eden Prairie were related to housing issues, but around 1 in 10 were not pleased with taxes or the cost of living.

SURVEY BACKGROUND

The City of Eden Prairie contracted with National Research Center, Inc. (NRC) to conduct a community-wide citizen survey. The primary goal of the survey was to assess the attitudes and opinions of residents by:

- ▶ Evaluating City programs and services.
- ▶ Determining general perceptions of the quality of life in the city.
- ▶ Identifying issues facing the city.
- ▶ Setting benchmarks for future surveys.

The Eden Prairie Quality of Life Survey serves as a consumer report card for Eden Prairie by providing residents the opportunity to rate the quality of life in the city, as well as the community's amenities, service delivery and their satisfaction with local government. Residents also provide feedback on what is working well and what is not, and communicate their priorities for community planning and resource allocation.

Focus on the quality of service delivery helps council, staff and the public to set priorities for budget decisions and lays the groundwork for tracking community opinions about the core responsibilities of Eden Prairie City government, helping to assure maximum service quality over time.

This type of survey gets at the key services that local government controls to create a quality community. It is akin to private sector customer surveys that are used regularly by many corporations to monitor where there are weaknesses in product or service delivery before customers defect to competition or before other problems from dissatisfied customers arise.

This is the sixth iteration of the Eden Prairie Quality of Life Survey since the baseline study conducted in 2006. The 2016 and 2014 surveys were conducted by mail and online; all iterations prior to the 2014 survey were conducted by phone.

SURVEY ADMINISTRATION

A postcard was mailed to 2,000 Eden Prairie households, selected at random, notifying residents that they had been chosen to participate in the survey. A survey followed in the mail after one week and another one week later. There were 494 respondents to the mailed questionnaire (with 74 undeliverable addresses), yielding a response rate of 26%. In addition to the scientific, random sample, a link to an online "opt-in" survey was publicized through various channels including the Eden Prairie website and social media. This opt-in survey was identical to the scientific survey and open to all Eden Prairie residents. A total of 1,500 online surveys were completed yielding a total count of 1,994 survey responses. The margin of error is plus or minus two percentage points around any given percentage for all respondents.

Survey results were weighted so that respondent gender, age, housing unit type (attached or detached) and housing tenure (rent or own) were represented in the proportions reflective of the entire city. More information about the survey methodology can be found in *Appendix F: Survey Methodology*.

HOW THE RESULTS ARE REPORTED

For the most part, the full set of frequencies or the "percent positive" are presented in the body and narrative of the report. The percent positive is the combination of the top two most positive response options (i.e., "excellent" and "good," "very safe" and "somewhat safe," "strongly support" and "somewhat support," etc.).

On many of the questions in the survey, respondents could give an answer of “don’t know.” The proportion of respondents giving this reply is shown in the full set of responses included in *Appendix B: Complete Survey Frequencies* and is discussed in the body of this report if it is 30% or greater. However, these responses have been removed from the analyses presented in the body of the report, unless otherwise indicated. In other words, the majority of the tables and graphs in the body of the report display the responses from respondents who had an opinion about a specific item.

For some questions, respondents were permitted to select multiple responses. When the total exceeds 100% in a table for a multiple response question, it is because some respondents are counted in multiple categories. When a table for a question that only permitted a single response does not total to exactly 100%, it is due to the customary practice rounding values to the nearest whole number.

PRECISION OF ESTIMATES

It is customary to describe the precision of estimates made from surveys by a “level of confidence” and accompanying “confidence interval” (or margin of error). The margin of error for this survey is generally no greater than plus or minus two percentage points around any given percent reported for the entire sample (N=1,994).

COMPARISON OF RESULTS OVER TIME AND BY RESPONDENT SUBGROUPS

Because this survey was the seventh iteration of the citizen survey, the 2006, 2008, 2010, 2012, 2014 and 2016 results are presented when comparisons to 2018 were available. Where differences in ratings from 2016 to 2018 are seven percentage points or greater, they can be considered significantly higher or lower.

When reviewing comparisons to data prior to 2014, differences that surfaced may or may not be meaningful, as wording changes between survey versions and the switch in methodology to a self-administered survey from a telephone survey may account, at least in part, for any shift in ratings. NRC adjusted the findings from 2012 and prior in order to maximize the comparability of results over time. This way the reported trend line data are not influenced by the decline that is attributable to the change in data collection mode from phone to mail. For more information on comparing results over time, see *Appendix F: Survey Methodology*.

Selected survey results were compared by geographic location of a respondent’s home, presence of children in the home, respondent length of residency, age, gender, housing unit type (attached or detached), housing unit tenure (rent or own) and income. These crosstabulations are summarized and presented in tabular form in *Appendix D: Responses to Selected Survey Questions by Respondent Characteristics*. Where differences between subgroups are statistically significant, the results in these tables are shaded grey.

COMPARING SURVEY RESULTS TO OTHER COMMUNITIES

NRC’s database of comparative resident opinion comprises resident perspectives gathered in citizen surveys from approximately 500 communities whose residents evaluated their services. Communities to which Eden Prairie was compared can be found in *Appendix E: Detailed Benchmark Comparisons*. National benchmark comparisons, Minnesota benchmark comparisons and comparisons to communities in the North Central Region with populations over 15,000 have been provided when similar questions on the Eden Prairie survey are included in NRC’s database, and there were at least five communities in which the question was asked.

Where comparisons for quality ratings were available, Eden Prairie’s results were generally noted as being “higher” than the benchmark, “lower” than the benchmark or “similar” to the benchmark. In instances where ratings are considerably higher or lower than the benchmark, these ratings have been further

demarcated by the attribute of “much,” (for example, “much lower” or “much higher”). These labels come from a comparison of Eden Prairie’s rating to the benchmark where a rating is considered “similar” if it is within the standard margin of error (10 points or less on the 100-point scale); “higher” or “lower” if the difference between Eden Prairie’s rating and the benchmark is greater than 10 points but 20 points or less; and “much higher” or “much lower” if the difference between Eden Prairie’s rating and the benchmark is more than twice the standard margin of error (greater than 20 points). Comparisons for a number of items on the survey are not available in the benchmark database. These items are excluded from the benchmark tables.

QUALITY OF LIFE AND COMMUNITY

The City of Eden Prairie Quality of Life Survey contained a set of questions related to quality of community life in the city ranging from the overall quality of life to Eden Prairie as a place to work, to visit and to retire. Survey respondents also were asked to indicate how likely they would be to remain in the community and recommend it to others.

QUALITY OF LIFE

Eden Prairie residents continue to boast a high quality of life, with 95% awarding excellent or good marks in 2018; only one percent of respondents felt the quality of life was poor. This rating was higher than national, Minnesota and regional peer benchmarks (communities in the North Central region of the U.S. with populations over 15,000; see *Appendix E: Detailed Benchmark Comparisons* for detailed information on the benchmark comparisons). Residents’ appreciation for their quality of life has remained stable to previous survey findings.

Survey results were compared by geographic location of residency and select respondent demographic characteristics. Survey participants aged 35-54, homeowners, and those who made at least \$100,000 annually gave higher evaluations to the overall quality of life in Eden Prairie than other residents (see *Appendix D: Responses to Selected Survey Questions by Respondent Characteristics*).

FIGURE 1: OVERALL QUALITY OF LIFE IN EDEN PRAIRIE, 2018

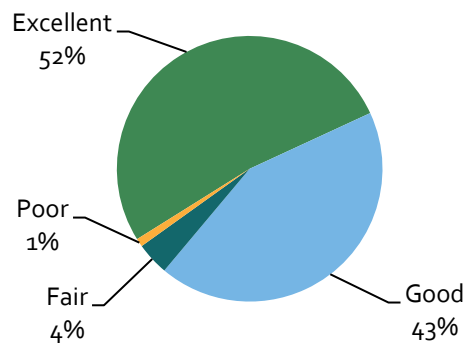
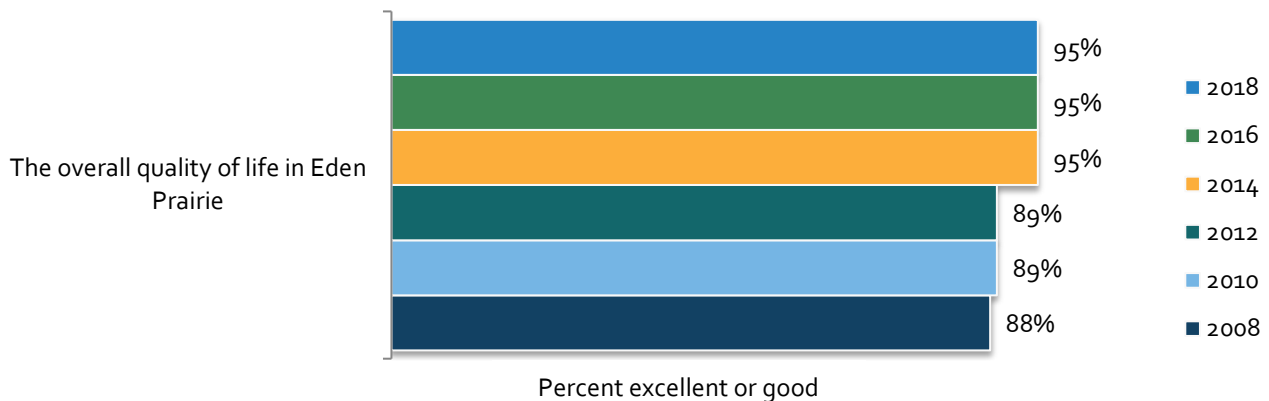


FIGURE 2: OVERALL QUALITY OF LIFE COMPARED BY YEAR



Residents also assessed aspects that enhance and contribute to the quality of life in the community. At least 9 in 10 survey participants praised Eden Prairie as a place to live, the city as a place to raise children, as a place to raise work and the quality of life in their neighborhoods. Additionally, around 7 in 10 respondents were pleased with the community as a place to visit and as a place to retire. All community ratings were similar to reviews given in previous years and were either similar or higher than national and both peer comparison groups (see Figure 4 on the following page).

When asked about Eden Prairie as a place to work, 32% of residents said “don’t know” and 26% were unable to provide an opinion about the community as a place to retire. The full set of responses, including “don’t know” can be found in *Appendix B: Complete Survey Frequencies*.

When differences were significant, residents who lived in the northwest quadrant of the city awarded higher marks to those living in the southwest portion of the city. Additionally, homeowners were generally more positive about the aspects of quality of life in Eden Prairie than renters (For additional comparisons by respondent demographics, see *Appendix D: Responses to Selected Survey Questions by Respondent Characteristics*).

FIGURE 3: ASPECTS OF QUALITY OF LIFE COMPARED BY YEAR

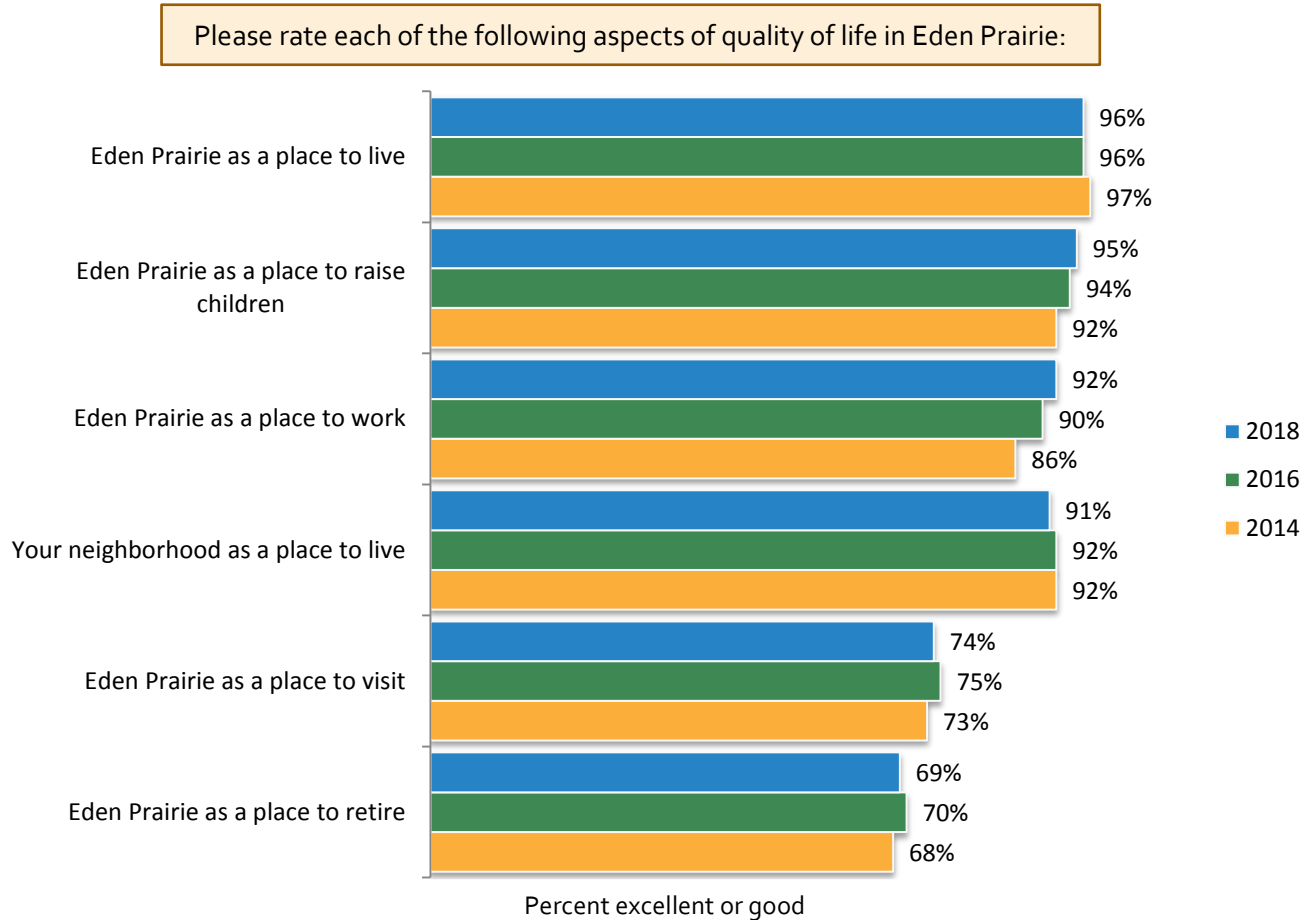


FIGURE 4: ASPECTS OF QUALITY OF LIFE BENCHMARKS

Please rate each of the following aspects of quality of life in Eden Prairie:	National benchmark	Minnesota benchmark	North Central Region with populations over 15,000 benchmark
Eden Prairie as a place to live	Higher	Higher	Higher
Your neighborhood as a place to live	Similar	Similar	Similar
Eden Prairie as a place to raise children	Higher	Higher	Higher
Eden Prairie as a place to work	Much higher	Much higher	Higher
Eden Prairie as a place to visit	Similar	Similar	Similar
Eden Prairie as a place to retire	Similar	Similar	Similar
Overall quality of life in Eden Prairie	Higher	Higher	Higher

Residents are loyal to the city, with about 9 in 10 stating they were very or somewhat likely to recommend living in and conducting a business in Eden Prairie to someone who might ask, and planned to remain in the community for the next five years. Additionally, close to 8 in 10 community members said they would recommend visiting Eden Prairie. These rates were on par with 2016 and 2014, and when comparisons were available, these scores were comparable with peers nationwide, in Minnesota and in North Central municipalities.

FIGURE 5: RESIDENTIAL STABILITY COMPARED BY YEAR

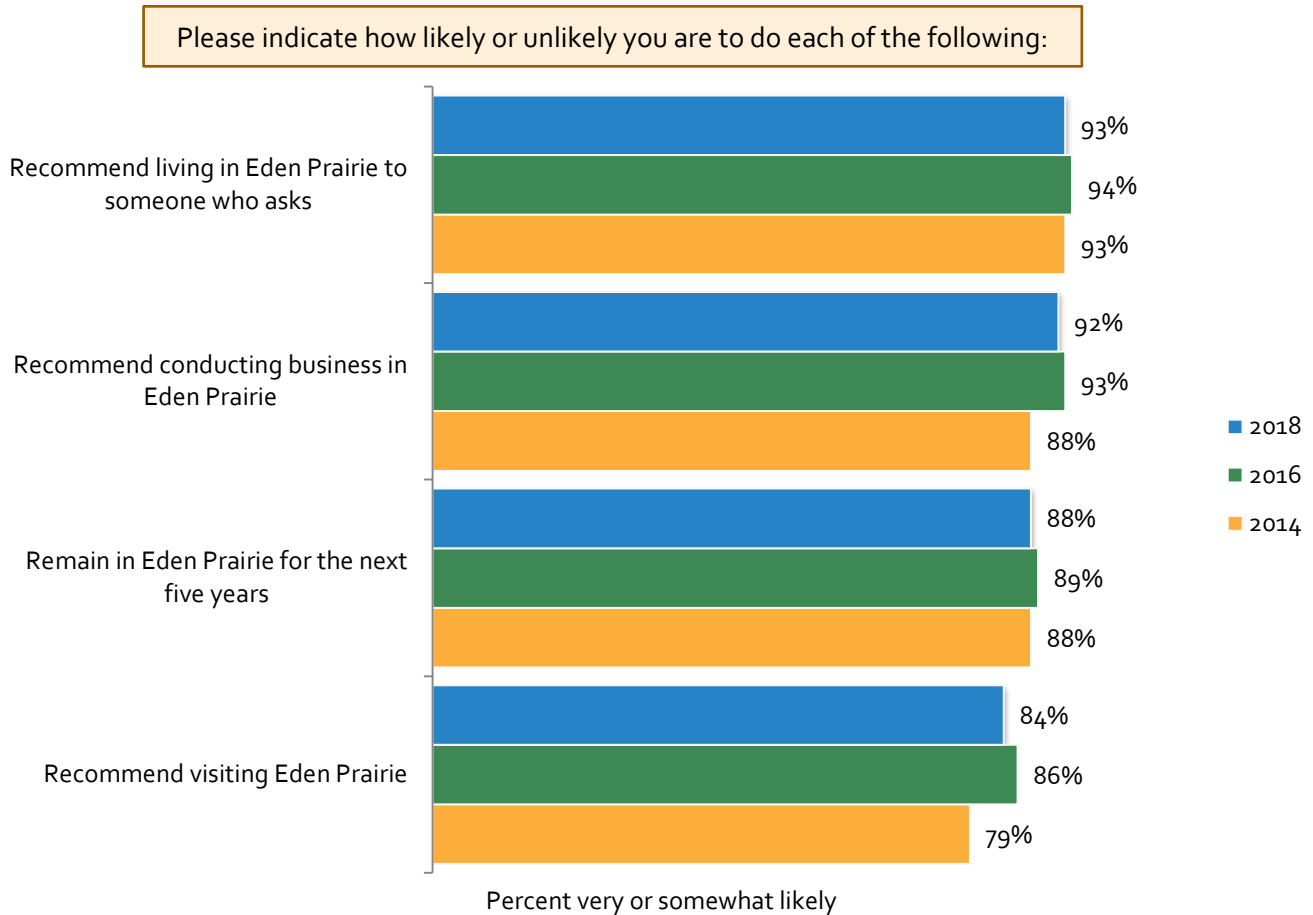


FIGURE 6: RESIDENTIAL STABILITY BENCHMARKS

Please indicate how likely or unlikely you are to do each of the following:	National benchmark	Minnesota benchmark	North Central Region with populations over 15,000 benchmark
Recommend living in Eden Prairie to someone who asks	Similar	Similar	Similar
Remain in Eden Prairie for the next five years	Similar	Similar	Similar

COMMUNITY CHARACTERISTICS

For characteristics of Eden Prairie that ensure the community is a more desirable place to live, more than 9 in 10 residents expressed admiration for nearly all aspects, including the overall natural environment, the overall image or reputation, and opportunities for education and enrichment. Regarding the built environment and ease of getting around the community, 83% of residents awarded high marks; about two-thirds were also pleased with the sense of community. All reviews for these characteristics have remained stable over time and were similar or higher than all three sets of benchmark comparisons (see Figure 8).

Comparisons by geography revealed that survey participants who lived in the northwest region were generally more pleased with the overall built environment, opportunities for education and enrichment and overall economic health than those who resided in the southeast quadrant. In terms of demographic differences, residents over the age of 34 and community members who had household incomes over \$100,000 more favorably reviewed the overall natural environment, overall economic health, sense of community and overall image or reputation of Eden Prairie than younger respondents or those who had incomes of \$50,000 to \$99,999 (see *Appendix D: Responses to Selected Survey Questions by Respondent Characteristics*).

FIGURE 7: RATINGS OF OVERALL COMMUNITY CHARACTERISTICS COMPARED BY YEAR

Please rate each of the following characteristics as they relate to Eden Prairie as a whole:

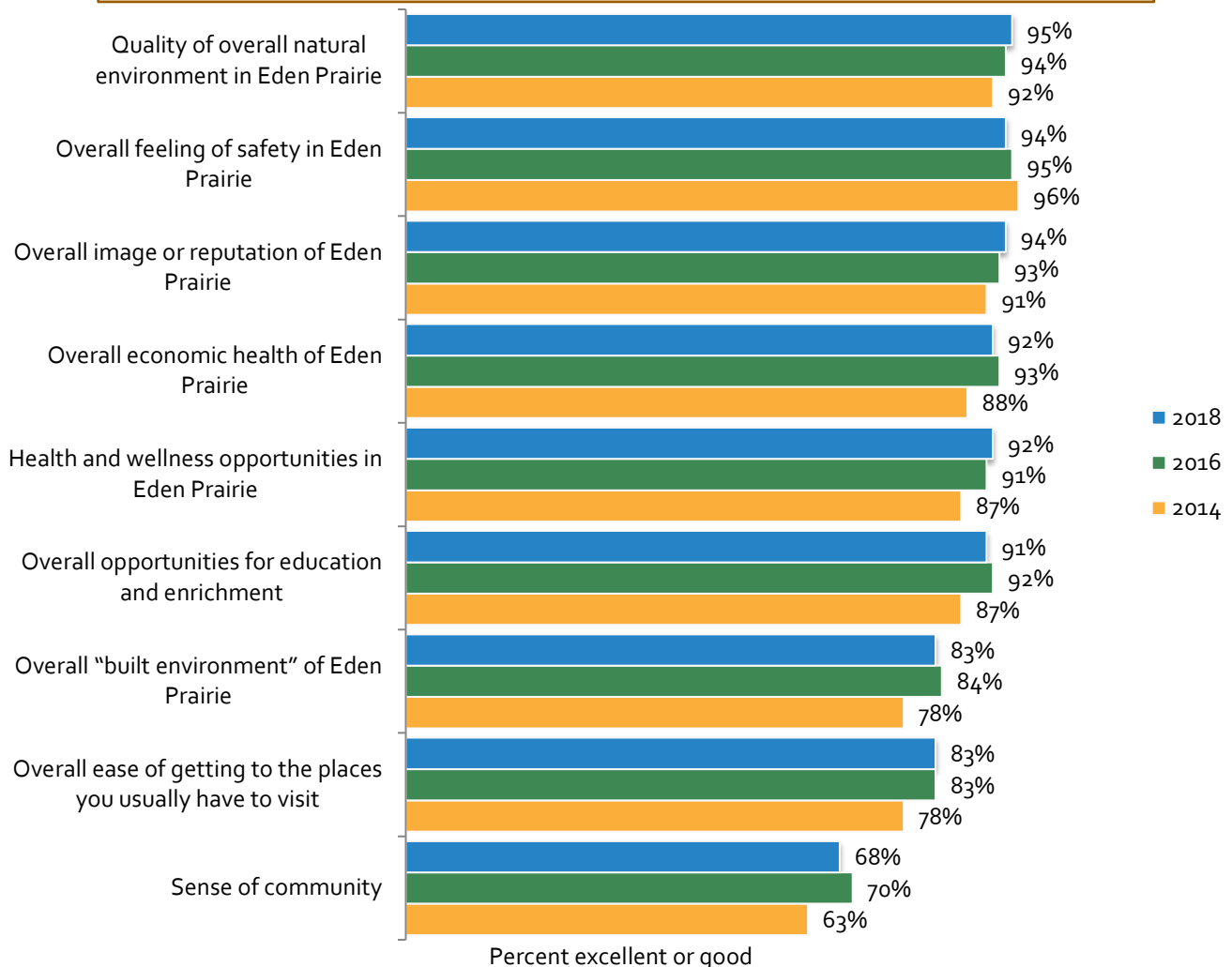


FIGURE 8: OVERALL COMMUNITY CHARACTERISTICS BENCHMARKS

Please rate each of the following characteristics as they relate to Eden Prairie as a whole:	National benchmark	Minnesota benchmark	North Central Region with populations over 15,000 benchmark
Overall feeling of safety in Eden Prairie	Higher	Similar	Higher
Overall ease of getting to the places you usually have to visit	Similar	Similar	Similar
Quality of overall natural environment in Eden Prairie	Higher	Higher	Higher
Overall “built environment” of Eden Prairie (including overall design, buildings, parks and transportation systems)	Higher	Higher	Higher
Health and wellness opportunities in Eden Prairie	Higher	Higher	Higher
Overall opportunities for education and enrichment	Higher	Higher	Higher
Overall economic health of Eden Prairie	Much higher	Higher	Higher
Sense of community	Similar	Similar	Similar
Overall image or reputation of Eden Prairie	Higher	Higher	Higher

Delving deeper into the livability of the City of Eden Prairie, residents were also asked to evaluate a number of individual characteristics of the community (see Figure 9 on the following page). Reviews for air quality, cleanliness and the overall appearance of Eden Prairie received top billing, with about 95% of residents assigning excellent or good scores to each. Respondents were also appreciative of paths and walking trails, fitness and recreational opportunities, and ease of parking with 9 in 10 also awarding positive ratings. As seen in other desirable communities, ratings related to housing and affordability were the lowest rated characteristics; however, half or more of community members still felt favorably about each of these aspects. Every characteristic was assessed on levels previously seen in 2016; however, evaluations for opportunities to provide input into City decision-making and ease of travel by public transportation have improved since 2014.

When comparing to benchmark communities, Eden Prairie residents tended to award higher or much higher ratings than those across the nation and in the North Central Region with similar populations; benchmarks for Minnesota municipalities were also favorable, but were more likely to be on par with other communities (see Figure 10).

Patterns for differences in response based on geography and demographics were difficult to discern; however, those living in the southeast tended to provide lower ratings compared to their counterparts, including fitness opportunities and availability of affordable quality health care (For additional comparisons, please see *Appendix D: Responses to Selected Survey Questions by Respondent Characteristics*).

At least 25% of respondents said “don’t know” when rating the following characteristics: ease of travel by public transportation in Eden Prairie, availability of affordable quality mental health care and opportunities for residents to provide input into City decision-making. The responses presented in the body of the report are for those who had an opinion. The full set of responses, including “don’t know” can be found in *Appendix B: Complete Survey Frequencies*.

FIGURE 9: RATINGS OF INDIVIDUAL COMMUNITY CHARACTERISTICS COMPARED BY YEAR

Please rate each of the following characteristics as they relate to Eden Prairie as a whole: (Percent excellent or good)	2018	2016	2014
Air quality	96%	97%	95%
Cleanliness of Eden Prairie	95%	97%	97%
Overall appearance of Eden Prairie	95%	96%	96%
Availability of paths and walking trails	93%	92%	92%
Fitness opportunities (including exercise classes and paths or trails, etc.)	93%	93%	92%
Recreational opportunities	92%	91%	89%
Ease of public parking	91%	89%	86%
Public places where people want to spend time	87%	88%	88%
Availability of preventive health services	86%	87%	81%
Availability of affordable quality health care	83%	84%	80%
Availability of affordable quality food	82%	83%	78%
Ease of travel by car in Eden Prairie	82%	82%	77%
Ease of walking in Eden Prairie	77%	78%	74%
Variety of housing options	75%	76%	74%
Availability of affordable quality mental health care	70%	75%	66%
Opportunities for residents to provide input into City decision-making	69%	65%	58%
Traffic flow on major streets	69%	71%	68%
Availability of affordable quality housing	51%	56%	55%
Ease of travel by public transportation in Eden Prairie	50%	51%	41%

Each of the above items were new in 2014 except for recreational opportunities (89% in 2012, 87% in 2010, 88% in 2008 and 87% in 2006).

FIGURE 10: INDIVIDUAL COMMUNITY CHARACTERISTICS BENCHMARKS

Please rate each of the following characteristics as they relate to Eden Prairie as a whole:	National benchmark	Minnesota benchmark	North Central Region with populations over 15,000 benchmark
Traffic flow on major streets	Higher	Similar	Similar
Ease of public parking	Much higher	Higher	Much higher
Ease of travel by car in Eden Prairie	Higher	Similar	Similar
Ease of travel by public transportation in Eden Prairie	Higher	Similar	Similar
Ease of walking in Eden Prairie	Higher	Similar	Similar
Availability of paths and walking trails	Much higher	Higher	Much higher
Air quality	Higher	Similar	Higher
Cleanliness of Eden Prairie	Much higher	Higher	Higher
Overall appearance of Eden Prairie	Much higher	Higher	Higher
Public places where people want to spend time	Higher	Higher	Higher
Variety of housing options	Higher	Similar	Similar
Availability of affordable quality housing	Similar	Similar	Similar
Fitness opportunities (including exercise classes and paths or trails, etc.)	Much higher	Higher	Higher
Recreational opportunities	Much higher	Higher	Higher
Availability of affordable quality food	Higher	Higher	Higher
Availability of affordable quality health care	Higher	Higher	Similar
Availability of preventive health services	Higher	Higher	Higher
Availability of affordable quality mental health care	Much higher	Higher	Higher

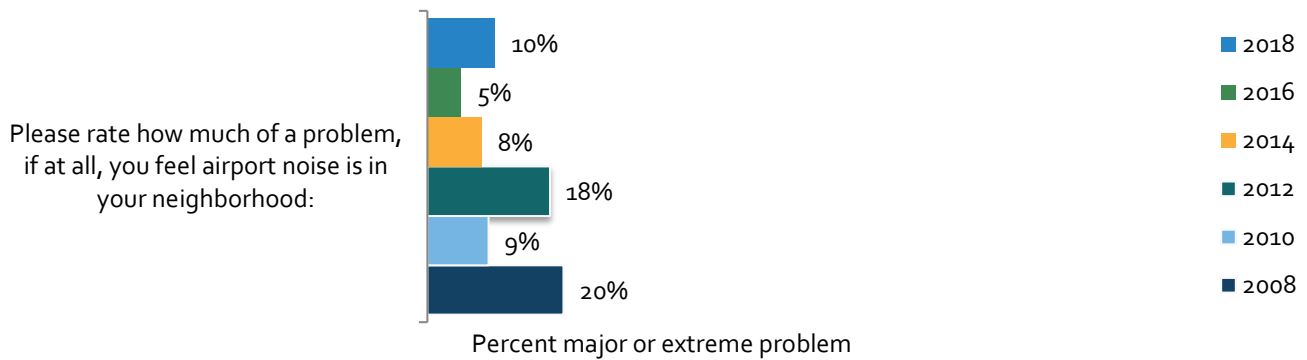
NEIGHBORHOOD ISSUES

AIRPORT NOISE

Overall, residents’ perceptions of how much of a problem airport noise was in their neighborhood remained similar to 2016 and 2014, with about 1 in 10 stating they felt the noise from the airport was a major or extreme problem.

Survey participants who lived in the southern areas of Eden Prairie viewed airport noise as more of a problem than their northern counterparts (see *Appendix D: Responses to Selected Survey Questions by Respondent Characteristics*).

FIGURE 11: AIRPORT NOISE COMPARED BY YEAR



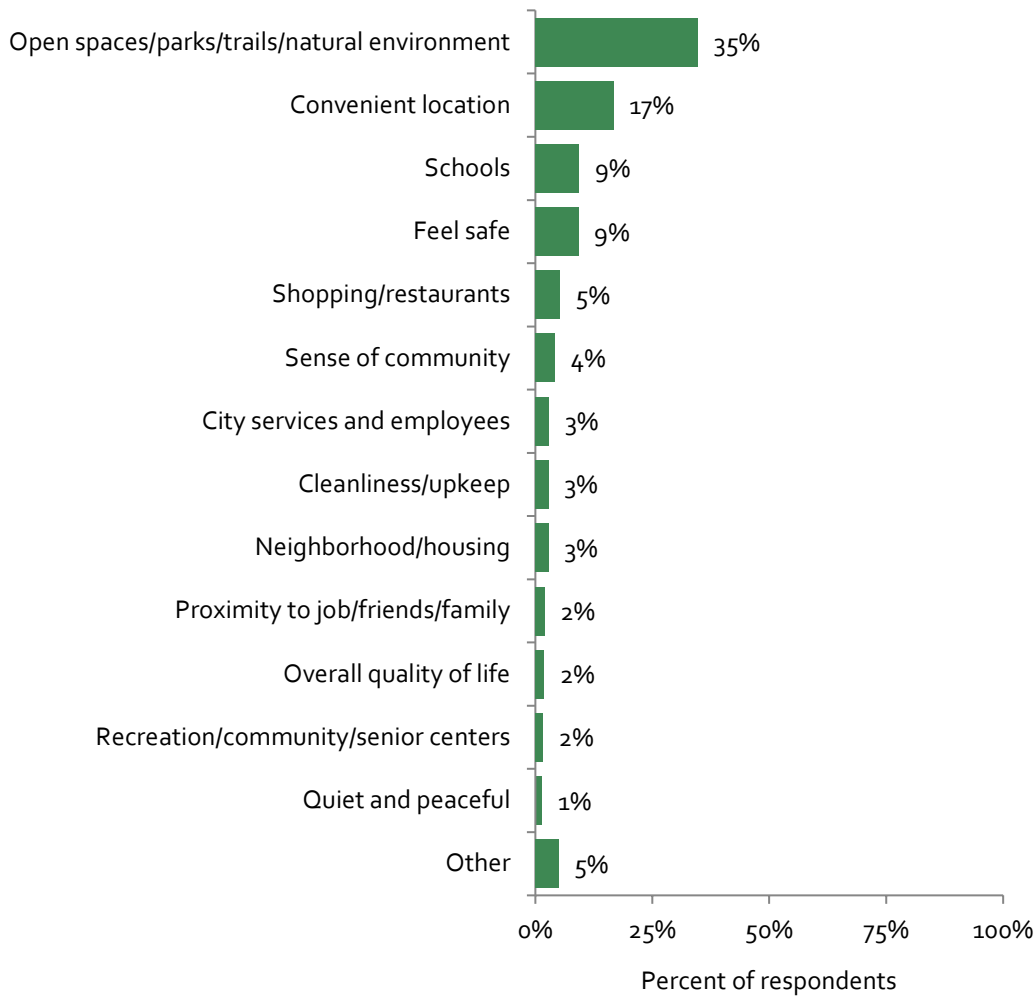
Prior to 2014, residents were asked to indicate how serious of a problem airport noise was in their neighborhood with a scale of very serious, somewhat serious, not too serious and not at all serious. In 2014, residents were asked to use the scale of extreme problem, major problem, minor problem and not a problem. For data prior to 2014, the scale points of somewhat serious and very serious are compared here to major problem or extreme problem.

LIVING IN EDEN PRAIRIE

When asked to choose their favorite thing about living in Eden Prairie, 1,440 of the 1,994 respondents provided an answer. Of these, 35% of individuals were delighted with the open space, parks, trails and natural environment in Eden Prairie, and 17% regarded the location of the community as a win. About 1 in 10 residents also praised the schools and education and felt safe. (For a full index of written responses, see *Appendix C: Verbatim Responses to Open-ended Survey Question.*)

FIGURE 12: LIKE MOST ABOUT LIVING IN EDEN PRAIRIE

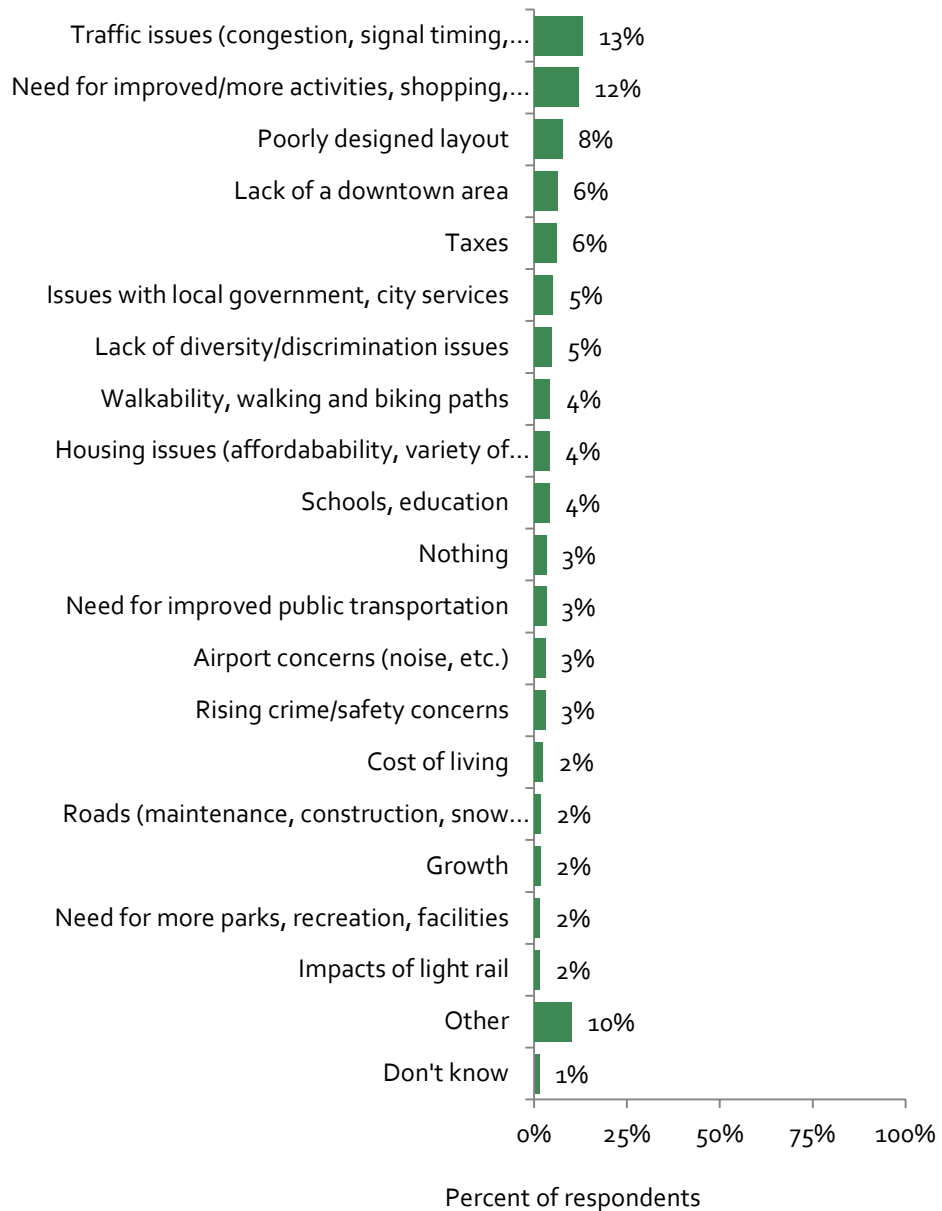
What one thing do you like most, if anything, about living in Eden



Community members were also asked for their thoughts on what aspects of the community were less than admirable. Of the 1,511 respondents who provided insight, about 1 in 10 felt there was a need for either additional or improved access to activities, shopping and dining, and that traffic could be a headache. Fewer respondents stated that taxes and the cost of living, the layout of the community, lack of diversity, or downtown area were lacking. (For the full set of written responses, see *Appendix C: Verbatim Responses to Open-ended Survey Question.*)

FIGURE 13: LIKE LEAST ABOUT LIVING IN EDEN PRAIRIE

What one thing do you like least, if anything, about living in Eden Prairie?



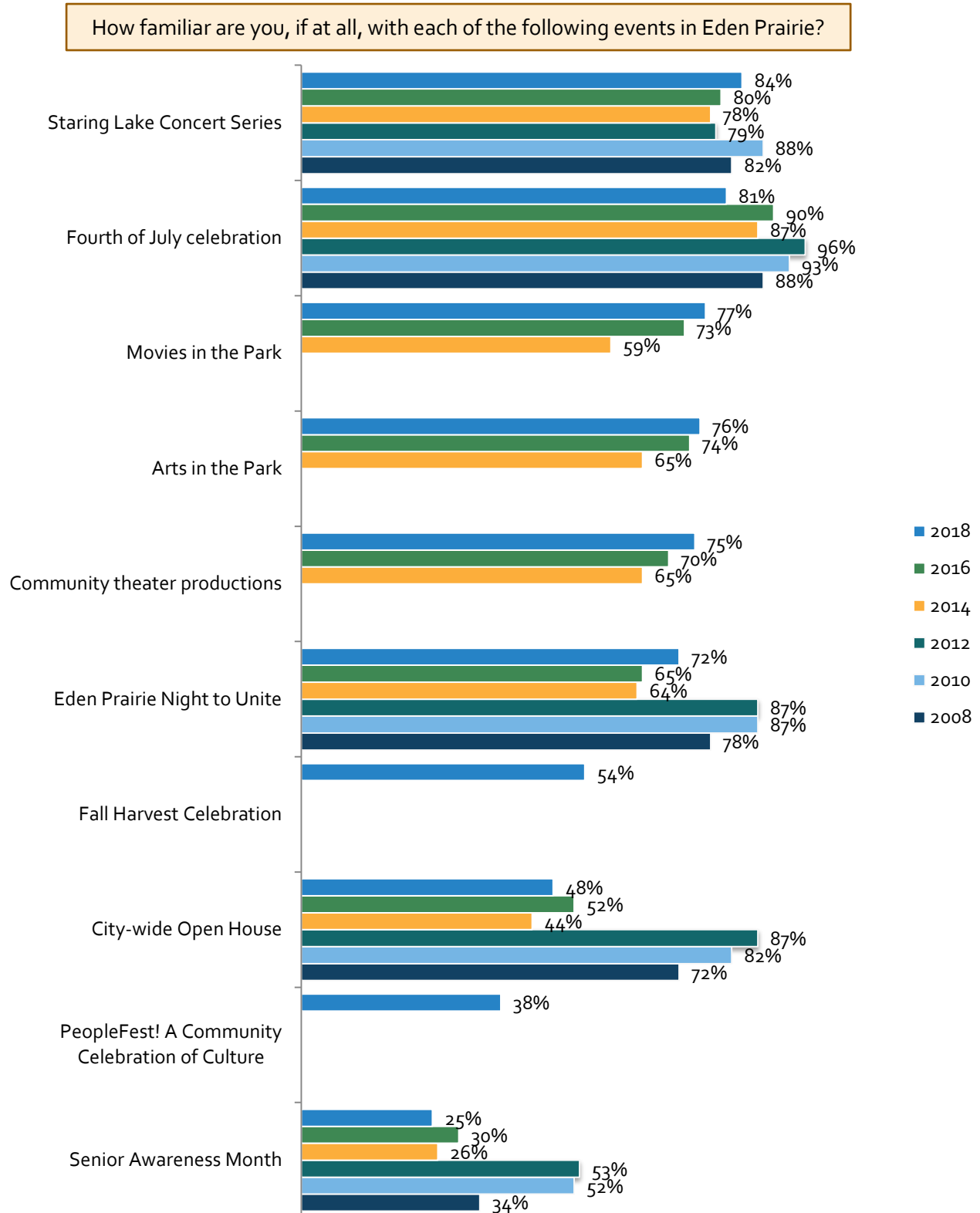
COMMUNITY ENGAGEMENT

As in previous years, survey participants were asked about their levels of familiarity with and engagement in a number of community activities (see Figure 14 on the following page). Around 8 in 10 residents reported they had participated and/or were familiar with the Staring Lake Concert Series and the Fourth of July celebration, and around three-quarters were aware or had engaged in activities like Movies in the Park, Arts in the Park and community theater productions. Fewer community members had heard of or attended PeopleFest! or Senior Awareness Month, although between about one-quarter and one-third of residents had heard about or attended these activities.

When comparisons to responses from previous survey implementations were available, more residents were involved or cognizant of Eden Prairie Night to Unite, while fewer were acquainted with or in attendance for the Fourth of July celebration in 2018. Changes over time are regarded as significant if the difference in ratings between years is seven percentage points or greater. (Please see *Appendix F: Survey Methodology* for more information on how to interpret changes over time.)

Younger residents (18-34), those who had lived in the community for a shorter period (less than five years), males, individuals who did not have children, those who lived in attached housing or rented their homes, respondents who made less than \$100,000 annually and survey participants who lived in the northeast area of the city reported lower levels of engagement or awareness for nearly all community activities and events in Eden Prairie than their counterparts (for more detail, see *Appendix D: Responses to Selected Survey Questions by Respondent Characteristics*).

FIGURE 14: FAMILIARITY WITH EVENTS COMPARED BY YEAR



Percent I am aware but have not participated or I have participated

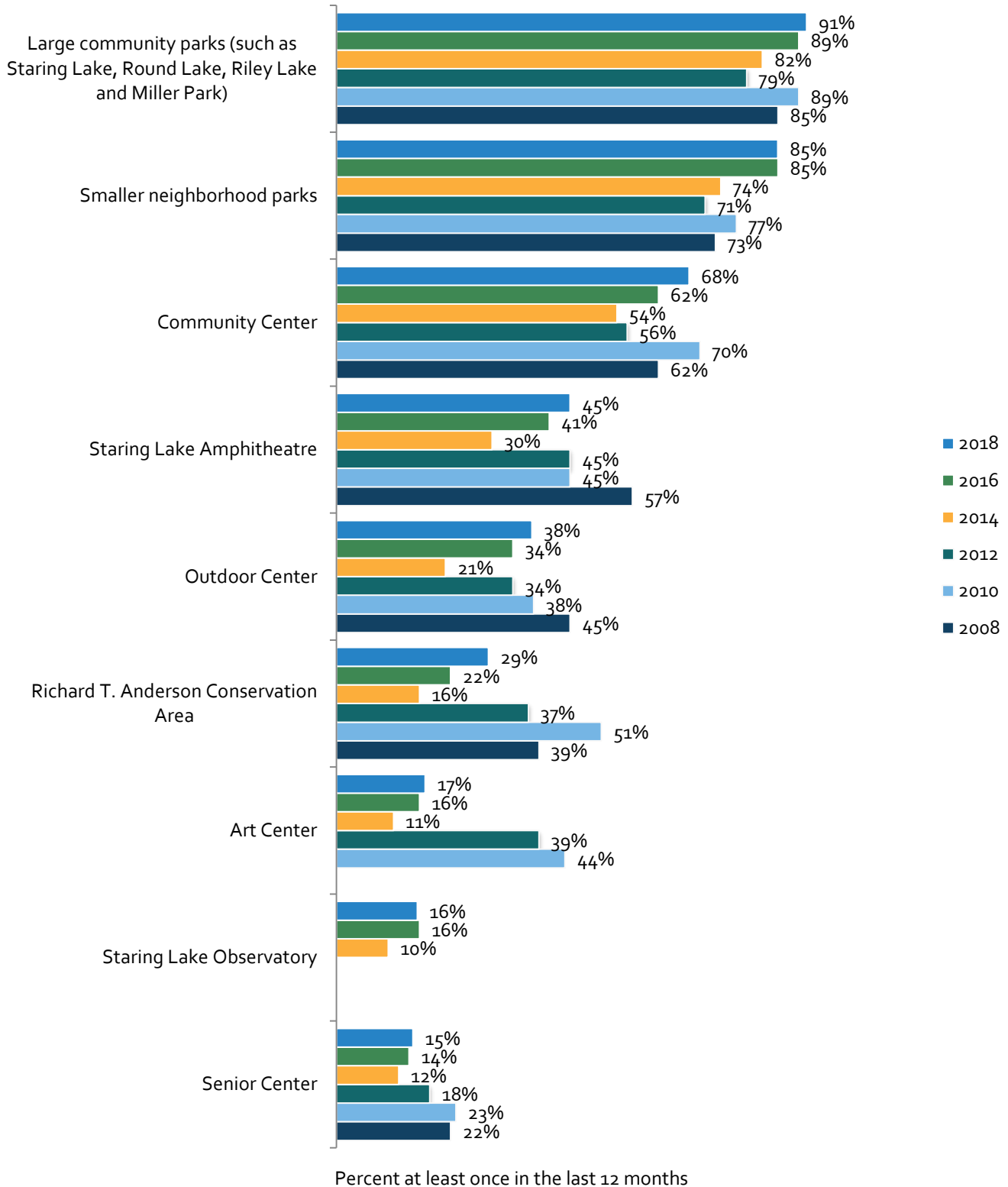
For the first time in 2018, residents were asked to rate their familiarity with the Fall Harvest Celebration and PeopleFest! A Community Celebration of Culture.

Culture and recreation provide opportunities for residents to participate in their community and enhance their quality of life. Nearly all respondents (91%) enjoyed recreational opportunities in Eden Prairie and at least 8 in 10 had visited smaller neighborhood parks (Figure 15 on the following page). About two-thirds of residents had also utilized the Community Center, while less than 2 in 10 had used the Art Center, Staring Lake Observatory or the Senior Center. Most rates of use were consistent with previous years, though residents capitalized on the offerings of the Richard T. Anderson Conservation Area at higher rates than those seen in 2016 and 2014; additionally, a greater proportion of residents indicated they were taking advantage of five other offerings, such as the Outdoor Center and the Staring Lake Amphitheatre, since 2014.

Overall, residents who had children, homeowners and those who resided in the southwest quadrant reported higher rates of utilization for most parks and recreation amenities (For a complete review of differences based on characteristics, see *Appendix D: Responses to Selected Survey Questions by Respondent Characteristics*).

FIGURE 15: USE OF PARKS AND RECREATION AMENITIES COMPARED BY YEAR

In the last 12 months, about how many times, if ever, have you or other household members used any of the following Eden Prairie Parks and Recreation Department amenities?



Not only are residents using the parks and recreation amenities provided to them by the City, they also praised these opportunities across the board: more than 8 in 10 respondents applauded all offerings. Residents' esteem for their parks and recreation opportunities remained undiminished and consistent with prior years.

For differences in responses based on respondents demographics or place of residence, those who were 18-34, renters and community members who lived in attached housing tended to provide less glowing reviews for the quality of the parks and recreation amenities provided. Residents who lived in the southwest area of Eden Prairie provided lower scores to large community parks and the Community Center than those living in other quadrants (see *Appendix D: Responses to Selected Survey Questions by Respondent Characteristics*).

At least 25% of respondents said “don’t know” when rating the following amenities: quality of the Senior Center (82% “don’t know”), the Outdoor Center (58%), the Staring Lake Amphitheatre (42%), the Staring Lake Observatory (78%), the Richard T. Anderson Conservation Area (65%), the Art Center (76%) and the Community Center (27%). The responses presented in the body of the report are for those who had an opinion. The full set of responses, including “don’t know” can be found in *Appendix B: Complete Survey Frequencies*.

FIGURE 16: QUALITY OF PARKS AND RECREATION AMENITIES COMPARED BY YEAR

Please rate each of the following Eden Prairie Parks and Recreation Department amenities: (Percent excellent or good)	2018	2016	2014	2012	2010	2008
Large community parks (such as Staring Lake, Round Lake, Riley Lake and Miller Park)	96%	97%	98%	89%	80%	89%
Staring Lake Amphitheatre	93%	92%	92%	90%	90%	88%
Community Center	93%	93%	91%	88%	87%	88%
Richard T. Anderson Conservation Area	92%	92%	85%	90%	90%	87%
Staring Lake Observatory	92%	89%	94%	NA	NA	NA
Smaller neighborhood parks	91%	95%	95%	88%	89%	88%
Art Center	90%	85%	78%	90%	88%	NA
Outdoor Center	90%	89%	89%	90%	90%	88%
Senior Center	86%	84%	90%	90%	90%	81%

CITY GOVERNMENT

The City of Eden Prairie Quality of Life Survey included several questions aimed at measuring government performance, City services, interactions with City employees and support for the municipal liquor stores.

QUALITY AND VALUE OF CITY GOVERNMENT SERVICES

In 2018, about 9 in 10 residents assigned high scores to the overall quality of services provided by the City of Eden Prairie, on par with 2016, but higher than 2014 levels. This measure eclipsed national, North Central and Minnesota comparisons (see *Appendix E: Detailed Benchmark Comparisons* for detailed information on the benchmark comparisons).

Survey respondents who lived in attached housing, homeowners, those with higher incomes (\$100,000 a year or more), individual over 34 and males were more pleased with the overall quality of services compared to other residents. Southeast participants were less satisfied with these services and the value of services for taxes paid than their counterparts (see *Appendix D: Responses to Selected Survey Questions by Respondent Characteristics*).

FIGURE 17: OVERALL QUALITY OF CITY SERVICES, 2018

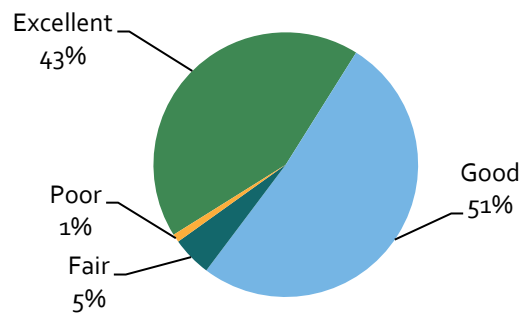


FIGURE 18: OVERALL QUALITY OF CITY SERVICES COMPARED BY YEAR



Around two-thirds of community members felt they received excellent or good value for City services considering the property taxes paid. This was consistent with residents’ sentiment in 2016, but higher than 2014 levels. Residents’ reviews for the value of services outpaced all three sets of comparison communities, and was ranked 3rd out of 33 Minnesota communities (see *Appendix E: Detailed Benchmark Comparisons*).

FIGURE 19: VALUE OF CITY SERVICES, 2018

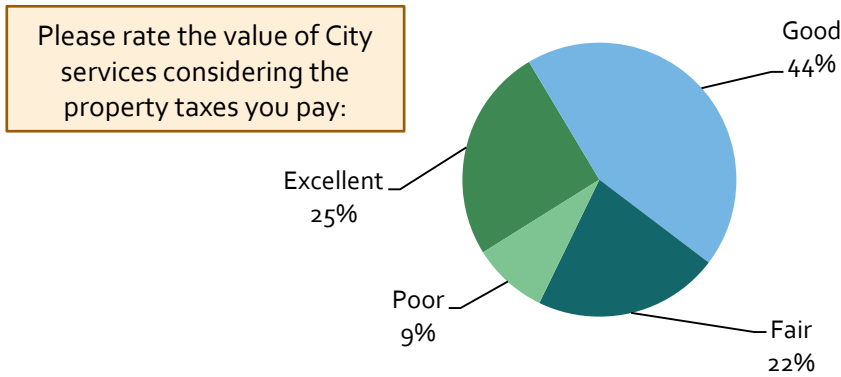
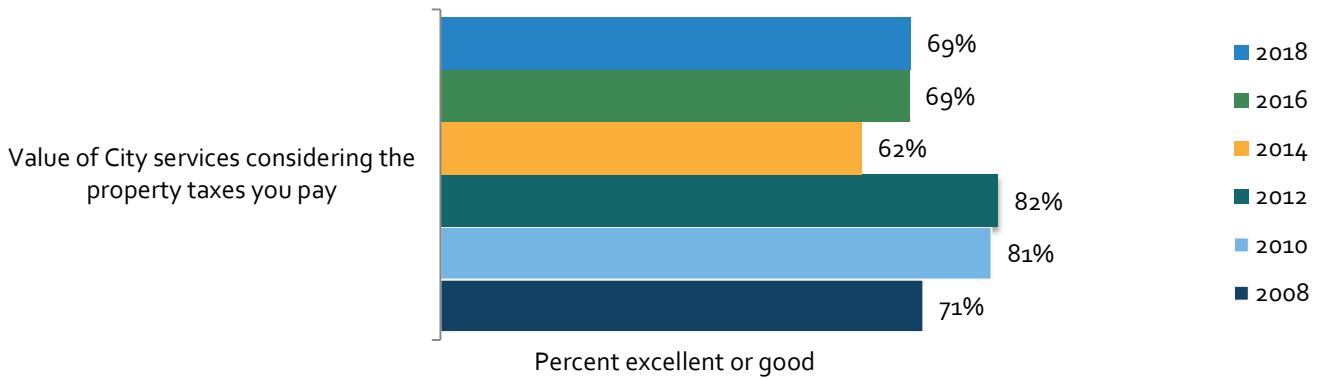


FIGURE 20: VALUE OF CITY SERVICES COMPARED BY YEAR



Those completing the 2018 survey were asked to assess 33 individual services provided to them by the City of Eden Prairie (see Figure 21 on the following page). Residents commended safety services, such as fire, Hennepin County EMS, police and crime prevention, with each assigned excellent or good marks by 9 in 10 or more. Residents also gave rave reviews to park and trail maintenance, as well as recreation centers, and services. Further, respondents' scores for these services remain consistent with previous years, highlighting strengths of the community. The lowest rated services, including City planning, sidewalks in neighborhoods and traffic signal timing were still appreciated by two-thirds or more.

As mentioned, Eden Prairie services were on par with evaluations in 2016, but several have increased since 2014 (e.g., emergency preparedness, building inspections and assessing services).

In comparison to communities across the U.S., Eden Prairie services were a step above, achieving higher or much higher scores for most benchmarks. When compared to other municipalities in Minnesota and in the North Central Region with similar populations, ratings tended to be more of a mix of higher and similar, with zero comparisons falling below peer communities.

Survey respondents who lived in the northwest area of the city awarded higher marks to crime prevention, fire services and response time, animal control, recreation services, City engineering, housing and community services, economic development, and utility billing than those in the southern quadrants of Eden Prairie. When differences were significant, younger residents and renters tended to provide less positive ratings to various city services, such as police, recreation centers or facilities, snow removal and building inspections than those who were 35 or older or homeowners (see *Appendix D: Responses to Selected Survey Questions by Respondent Characteristics* for more detail).

At least 25% of respondents said “don’t know” when rating the following services: Fire Department response time (48% “don’t know”), Hennepin County EMS response time (54%), animal control (48%), senior programs and services (61%), City planning services (57%), assessing services (56%), building inspections (53%), City engineering services (62%), housing and community services (52%) and emergency preparedness (39%). The responses presented in the body of the report are for those who had an opinion. The full set of responses, including “don’t know” can be found in *Appendix B: Complete Survey Frequencies*.

FIGURE 21: QUALITY OF CITY SERVICES COMPARED BY YEAR AND BENCHMARKS

Please rate the quality of each of the following services in Eden Prairie: (Percent excellent or good)	2018	2016	2014	2012	2010	2008	National benchmark	Minnesota benchmark	North Central Region with populations over 15,000 benchmark
Fire services	98%	96%	95%	90%	90%	89%	Similar	Similar	Similar
Fire Department response time	96%	93%	93%	89%	89%	86%	NA	NA	NA
Hennepin County EMS (ambulance) response time	96%	94%	99%	89%	89%	86%	Similar	Similar	Similar
Park maintenance	95%	97%	94%	89%	89%	89%	Higher	Much higher	Much higher
Police services	94%	94%	93%	88%	87%	87%	Higher	Higher	Higher
Trail maintenance	94%	94%	95%	89%	89%	89%	NA	NA	NA
Overall customer service by Eden Prairie employees (police, receptionists, planners, etc.)	92%	93%	86%	NA	NA	NA			
Recreation centers or facilities	92%	94%	93%	NA	NA	NA	Much higher	Higher	Higher
Recreation services (i.e., recreation programs and classes, etc.)	92%	92%	90%	89%	89%	88%	NA	NA	NA
Water and sewer services	92%	92%	87%	89%	88%	89%	Higher	NA	NA
Crime prevention	90%	92%	93%	NA	NA	NA	Higher	Higher	Higher
Preservation of natural areas such as open space, parklands and wetlands	90%	90%	90%	NA	NA	NA	Much higher	Higher	Much higher
Senior programs and services	89%	88%	92%	86%	88%	87%	Higher	Much higher	Higher
City streets as a whole	87%	89%	82%	86%	86%	85%	Higher	Higher	NA
Emergency preparedness (services that prepare the community for natural disasters or other emergency situations)	87%	87%	78%	NA	NA	NA	Higher	Higher	Higher

Please rate the quality of each of the following services in Eden Prairie: (Percent excellent or good)	2018	2016	2014	2012	2010	2008	National benchmark	Minnesota benchmark	North Central Region with populations over 15,000 benchmark
Street sweeping on City streets (excludes 494, 62 and County roads)	87%	88%	82%	89%	89%	87%	Higher	Higher	Higher
Animal control	85%	87%	85%	87%	88%	88%	Higher	Higher	Higher
Building inspections	85%	82%	76%	88%	87%	90%	Higher	NA	NA
Snow removal on City streets (excludes 494, 62 and County roads)	85%	89%	85%	85%	88%	85%	Higher	Higher	Higher
Storm drainage	85%	84%	83%	NA	NA	NA	Higher	Similar	Higher
Streets in your neighborhood	85%	87%	83%	88%	86%	85%	NA	NA	NA
Utility billing	85%	86%	79%	86%	89%	88%	Higher	Similar	Similar
City engineering services	83%	85%	81%	88%	88%	88%	NA	NA	NA
Drinking water	83%	84%	82%	81%	80%	80%	Higher	Similar	Similar
Economic development	83%	89%	79%	NA	NA	NA	Much higher	Higher	Higher
Asphalt trails in your neighborhood	82%	87%	82%	NA	NA	NA	NA	NA	NA
Housing and community services	81%	82%	81%	87%	87%	87%	NA	NA	NA
Assessing services	80%	79%	68%	87%	88%	87%	NA	NA	NA
Street repair	79%	79%	74%	NA	NA	NA	Much higher	Higher	Much higher
Street lighting	77%	80%	75%	83%	85%	81%	Higher	Similar	Similar
City planning services	76%	81%	76%	89%	86%	84%	Much higher	Higher	Higher
Sidewalks (5-foot wide concrete sidewalks) in your neighborhood	76%	77%	76%	71%	70%	74%	NA	NA	NA
Traffic signal timing	66%	67%	58%	NA	NA	NA	Similar	Similar	Similar

CONTACT WITH CITY DEPARTMENTS

In 2018, about 7 in 10 residents indicated they had contacted a City service department in the 12 months prior to the survey. Of these residents, respondents reported the highest frequency of contact with the Community Center (32%) and the Police Department (28%). Around 1 in 10 respondents stated they had reached out to the recreation, general information, utility billing, building inspections, and utilities and water departments. Very few had contacted human resources or communications to discuss an issue (see Figure 22 on the following page). Each department saw a similar rate of contact in previous years, though more community members have contact the City in 2018 and 2016 than in 2014.

FIGURE 22: CONTACT WITH CITY DEPARTMENTS COMPARED BY YEAR

With which of the following departments have you had contact (email, in-person or phone) in the last 12 months? (Percent of respondents)	2018	2016	2014
Community Center	32%	28%	19%
Police	28%	28%	24%
Recreation	19%	15%	14%
General information	15%	17%	12%
Utility Billing	13%	12%	12%
Building Inspections	12%	12%	14%
Utilities and Water	12%	12%	15%
Outdoor Center	9%	5%	3%
Street Maintenance	8%	5%	6%
Senior Center	7%	6%	6%
Fire	6%	6%	7%
Art Center	5%	4%	3%
Park Maintenance	5%	7%	4%
City Clerk	5%	6%	3%
Other	4%	3%	2%
Assessing	4%	6%	4%
City Manager	4%	4%	1%
Engineering	3%	3%	2%
Environmental Services	3%	2%	4%
Planning/Economic Development	3%	3%	1%
Housing and Community Services	3%	2%	2%
Human Resources	2%	2%	1%
Communications	2%	2%	1%
I have not contacted the City	30%	33%	42%

Total may exceed 100% as respondents could select more than one answer. Similar questions about contact with City departments were asked in prior years; however, the format and structure of the questions were too different to provide comparisons.

Of the respondents who had contacted a City employee, at least 9 in 10 were pleased with most aspects of the interaction, including the employee’s courtesy, knowledge, responsiveness and overall customer service. Additionally, about 8 in 10 residents reported that the employee had followed up if needed. All aspects of City employee performance have remained stable over time, though appreciation for the overall customer service provided by City employees has continued to increase since 2008 and outmatched reviews given by residents elsewhere across the country, region and state. Other aspects of their interaction were similar or higher than benchmark comparisons (please see Figure 24).

FIGURE 23: IMPRESSIONS OF CITY EMPLOYEE(S) COMPARED BY YEAR

What was your impression of City employees in your most recent contact?

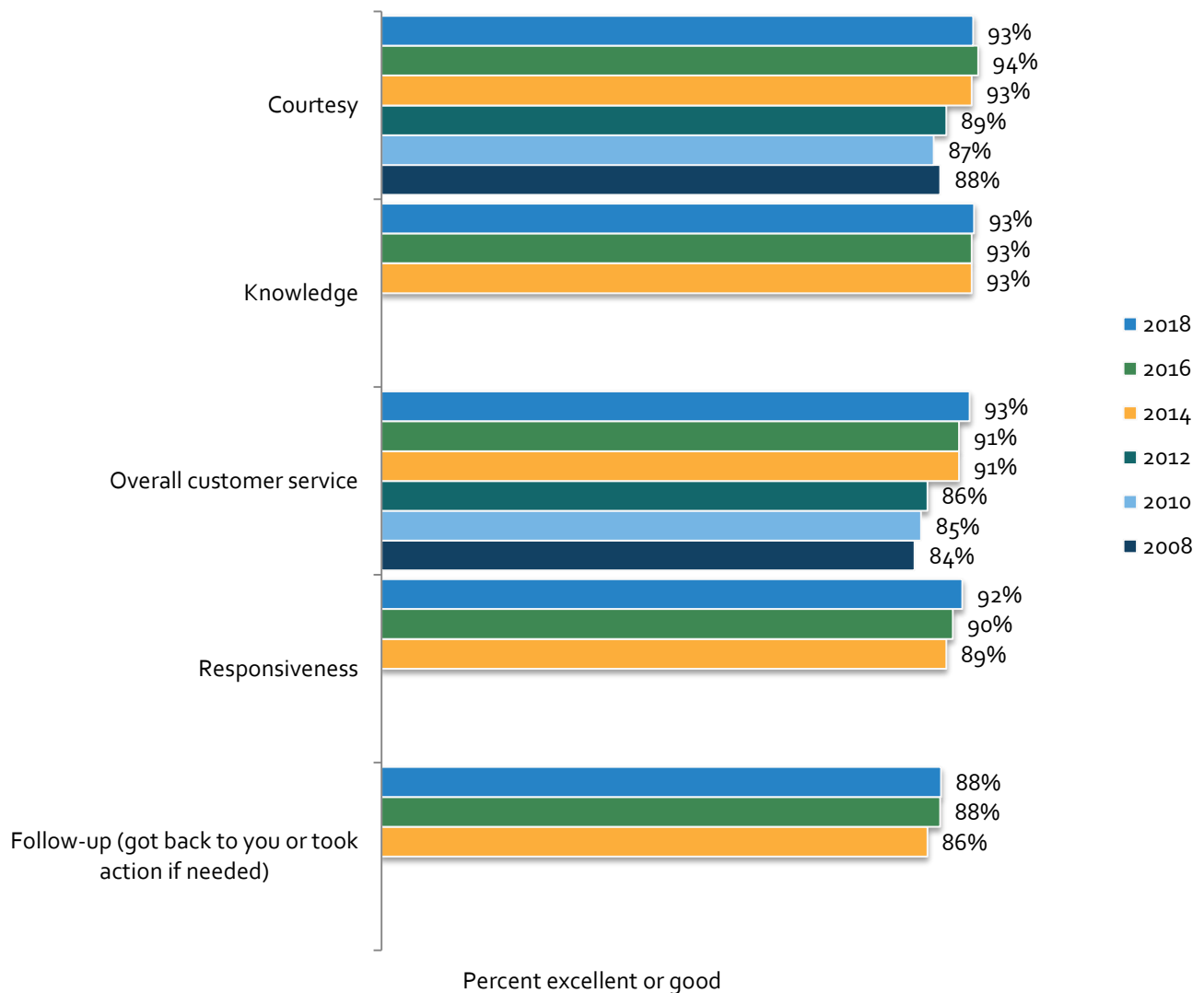


FIGURE 24: IMPRESSIONS OF CITY EMPLOYEE(S) BENCHMARKS

What was your impression of City employees in your most recent contact?	National benchmark	Minnesota benchmark	North Central Region with populations over 15,000 benchmark
Knowledge	Higher	Similar	Similar
Courtesy	Similar	Higher	Higher
Responsiveness	Higher	Similar	Similar
Overall customer service	Higher	Higher	Higher

SAFETY

In order to participate in and contribute to their community, residents must have a sense of personal safety in their environment, as well as confidence in the quality of government services provided to keep the community safe.

FEELINGS OF SAFETY AND PROBLEMS

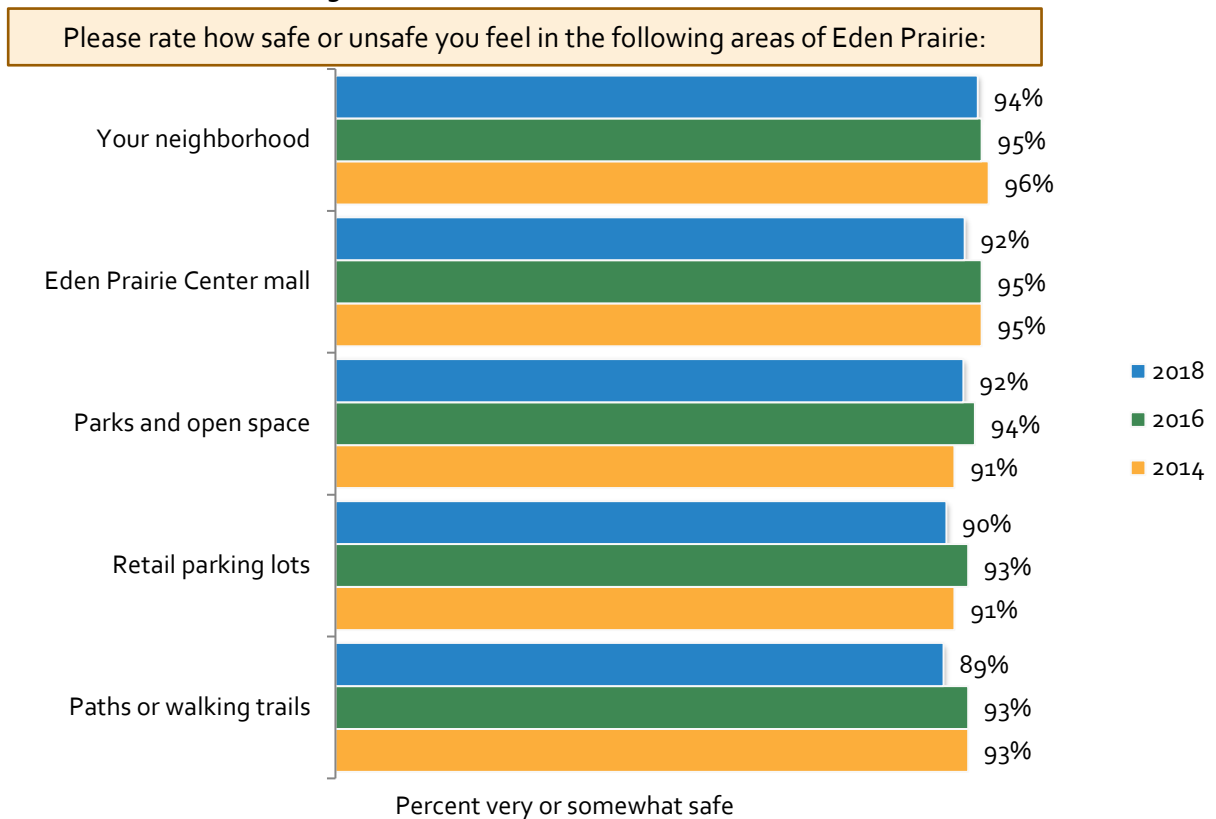
Almost all respondents felt at least good about the overall safety of residents in the Eden Prairie community, which is on par with ratings given since 2014. While this level is similar to Minnesota municipalities, it was higher than national and North Central Region comparisons (see page 11 for more detail).

Respondents also provided their perceptions of safety in and around the community. About 9 in 10 participants reported they felt secure in all areas of the city, including the Eden Prairie mall, retail parking, and paths and walking trails. Moreover, respondents’ feelings of safety have remained stable since 2014.

Compared to their peers, Eden Prairie residents awarded higher assessments to their feelings of safety in their neighborhoods and in the City’s parks and open space compared to national averages, but tended to be similar to their state and regional compatriots (see Figure 26 on the following page).

Women, younger residents and renters felt less safe than their counterparts, in spaces such as paths or walking trails and retail parking lots. Southwest respondents indicated they felt less safe in their neighborhoods compared to those living in other areas of Eden Prairie (see *Appendix D: Responses to Selected Survey Questions by Respondent Characteristics*).

FIGURE 25: FEELINGS OF SAFETY COMPARED BY YEAR



On the 2012 survey and prior, respondents were asked generally if there were areas of the community that they did not feel safe in, and if so, what those areas were. Due to the differences in the way the question was asked prior to 2014, comparisons over time have not been made.

FIGURE 26: FEELINGS OF SAFETY BENCHMARKS

Please rate how safe or unsafe you feel in the following areas of Eden Prairie:	National benchmark	Minnesota benchmark	North Central Region with populations over 15,000 benchmark
Your neighborhood	Higher	Similar	Higher
Parks and open space	Higher	Similar	Similar

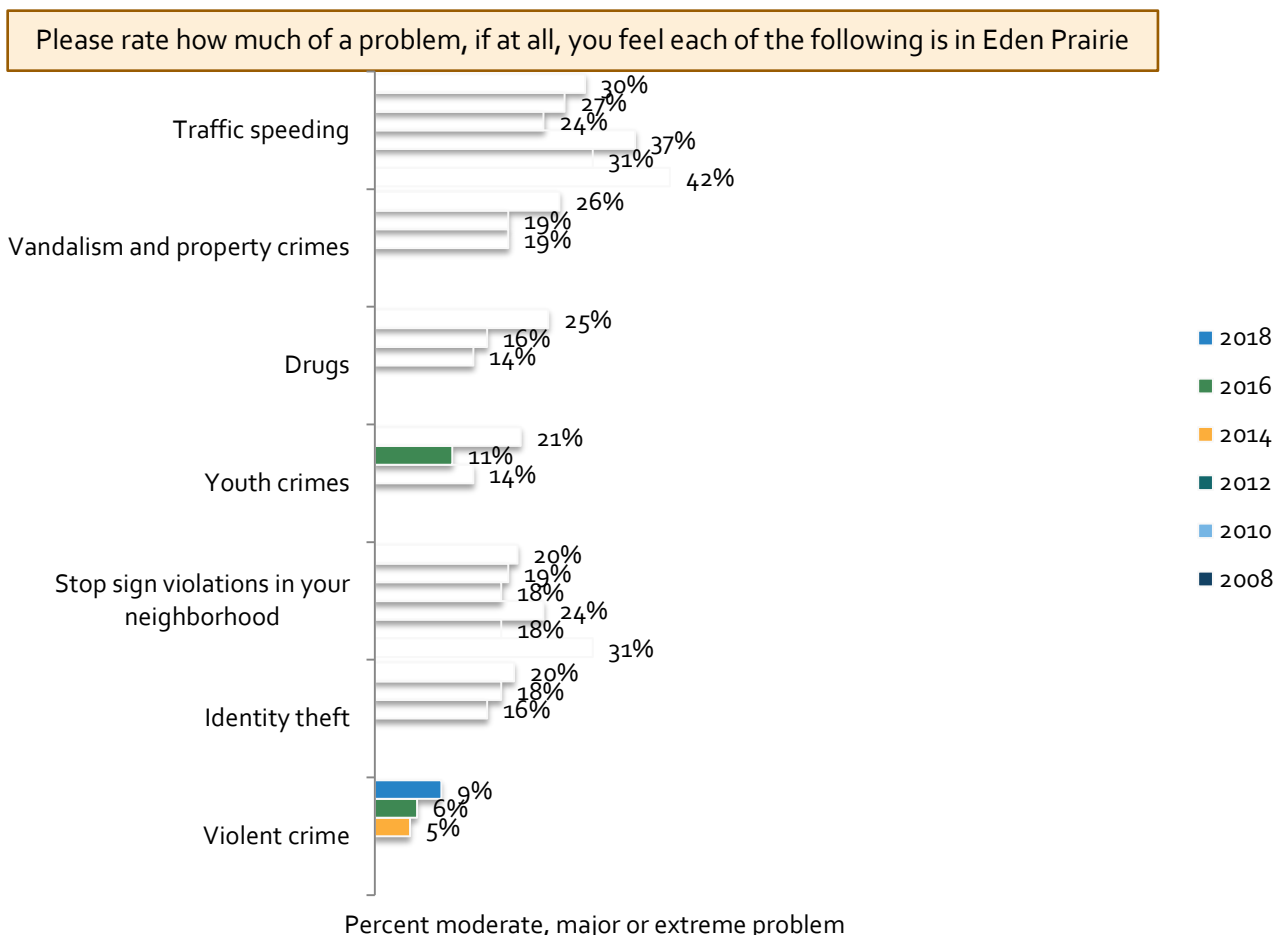
Eden Prairie survey participants were asked to convey their perceptions of potential problems or issues in the community. About 3 in 10 residents indicated that traffic was a moderate, major or extreme problem, while one-quarter felt the same about vandalism and property crimes, and drugs. Very few respondents perceived violent crime as at least a moderate problem.

Most 2018 ratings for potential problems in Eden Prairie were on par with impressions in previous iterations of the survey; however, more residents felt that drugs and youth crimes were more of an issue than in prior years.

Survey participants who were over the age of 54 and long term residents (more than 20 years in Eden Prairie), generally viewed most of these issues as more of a problem than younger (18-34) or shorter term community members (less than five years in the city). Respondents from the southwest quadrants felt that youth crimes, vandalism and property crimes, and identity theft were issues in the community than those who lived in northern areas of Eden Prairie. (For additional differences, please see *Appendix D: Responses to Selected Survey Questions by Respondent Characteristics.*)

About 38% of respondents said “don’t know” when asked about identity theft as a potential problem in the community. The full set of responses, including “don’t know” can be found in *Appendix B: Complete Survey Frequencies.*

FIGURE 27: PROBLEMS IN COMMUNITY COMPARED BY YEAR



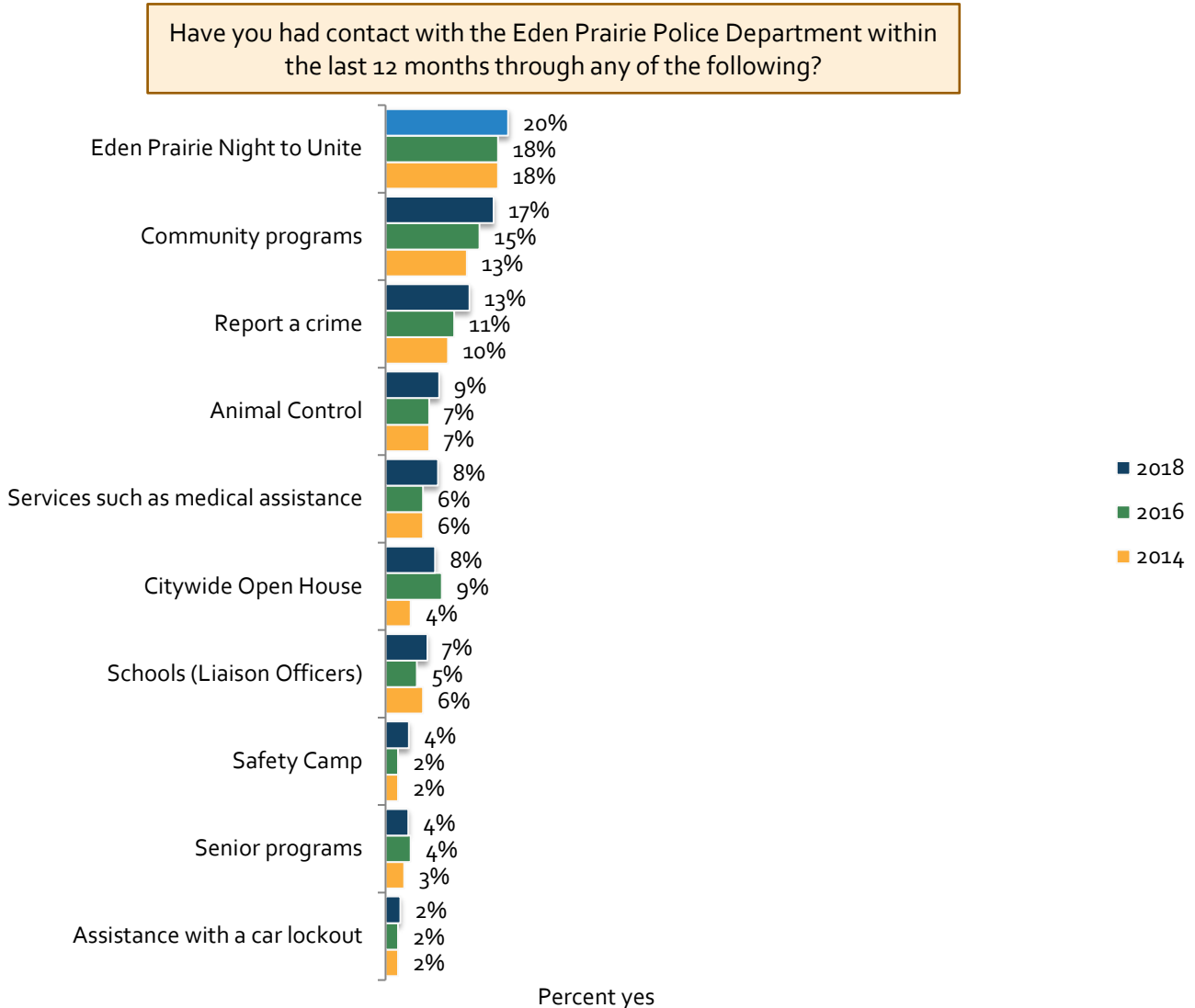
Prior to 2014, residents were asked to rate these various problems with a scale of very serious, somewhat serious, not too serious and not at all serious. For data prior to 2014, the scale points of somewhat serious and very serious are compared here to moderate, major or extreme problem.

POLICE DEPARTMENT AND FIRE DEPARTMENT

Residents count on a community’s police department to ensure their safety and help in a variety of ways. Eden Prairie survey participants were most likely to have contact with the Police Department during Eden Prairie Night to Unit (20%) or through community programs (17%). About 1 in 10 individuals had reached out to report a crime or enlist the services of animal control, while slightly fewer interacted with officers in a different capacity, such as through the Citywide Open House, schools or Safety Camp. All residents’ rates of contact were comparable to past years.

Eden Prairie residents from the southwest quadrant were more likely to have reported a crime than their counterparts. Respondents with children reported higher rates of contact with the police department through other services, such as community programs, Night to Unite, Safety Camp and the Citywide Open House (see *Appendix D: Responses to Selected Survey Questions by Respondent Characteristics*).

FIGURE 28: CONTACT WITH POLICE DEPARTMENT COMPARED BY YEAR

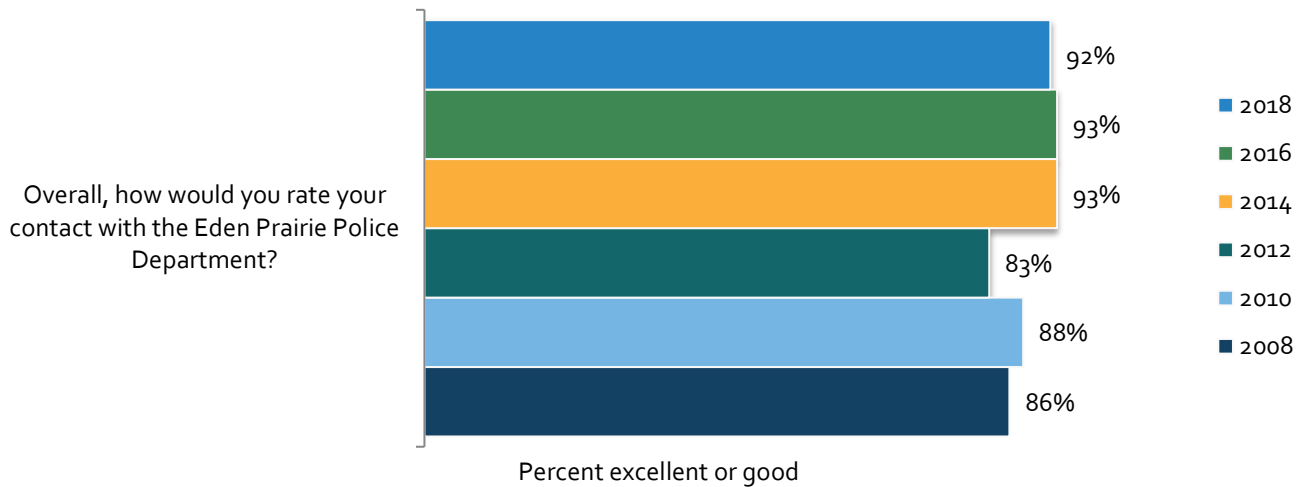


On the 2012 survey and prior, respondents were asked if they had contacted the Police Department for a service, such as medical assistance, animal control, or a car lock-out. Due to the differences in the way the question was asked in 2012 and prior compared to 2014, comparisons over time have not been made.

In these interactions, residents were impressed with their interactions with the Eden Prairie Police Department, with 9 in 10 praising their police, maintaining levels seen in the past. While benchmark comparisons were not available at a more local level, Eden Prairie surpassed national municipalities for residents’ views on police department contact.

About 28% of respondents said “don’t know” when asked to give their impressions of the contact with the Police Department. The full set of responses, including “don’t know” can be found in *Appendix B: Complete Survey Frequencies*.

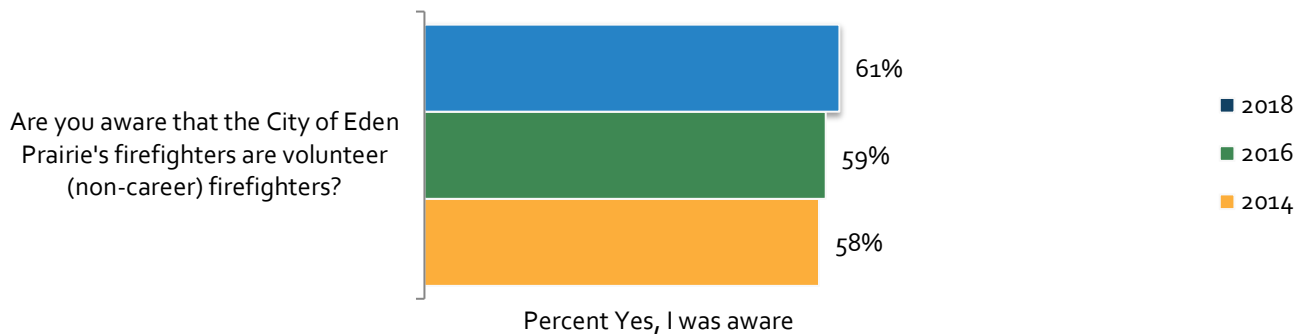
FIGURE 29: QUALITY OF CONTACT WITH POLICE DEPARTMENT COMPARED BY YEAR



FIREFIGHTER STATUS

On par with previous years, about 6 in 10 survey participants revealed they were aware that the City firefighters were made up of volunteers.

FIGURE 30: AWARENESS OF FIREFIGHTER VOLUNTEER STATUS COMPARED BY YEAR



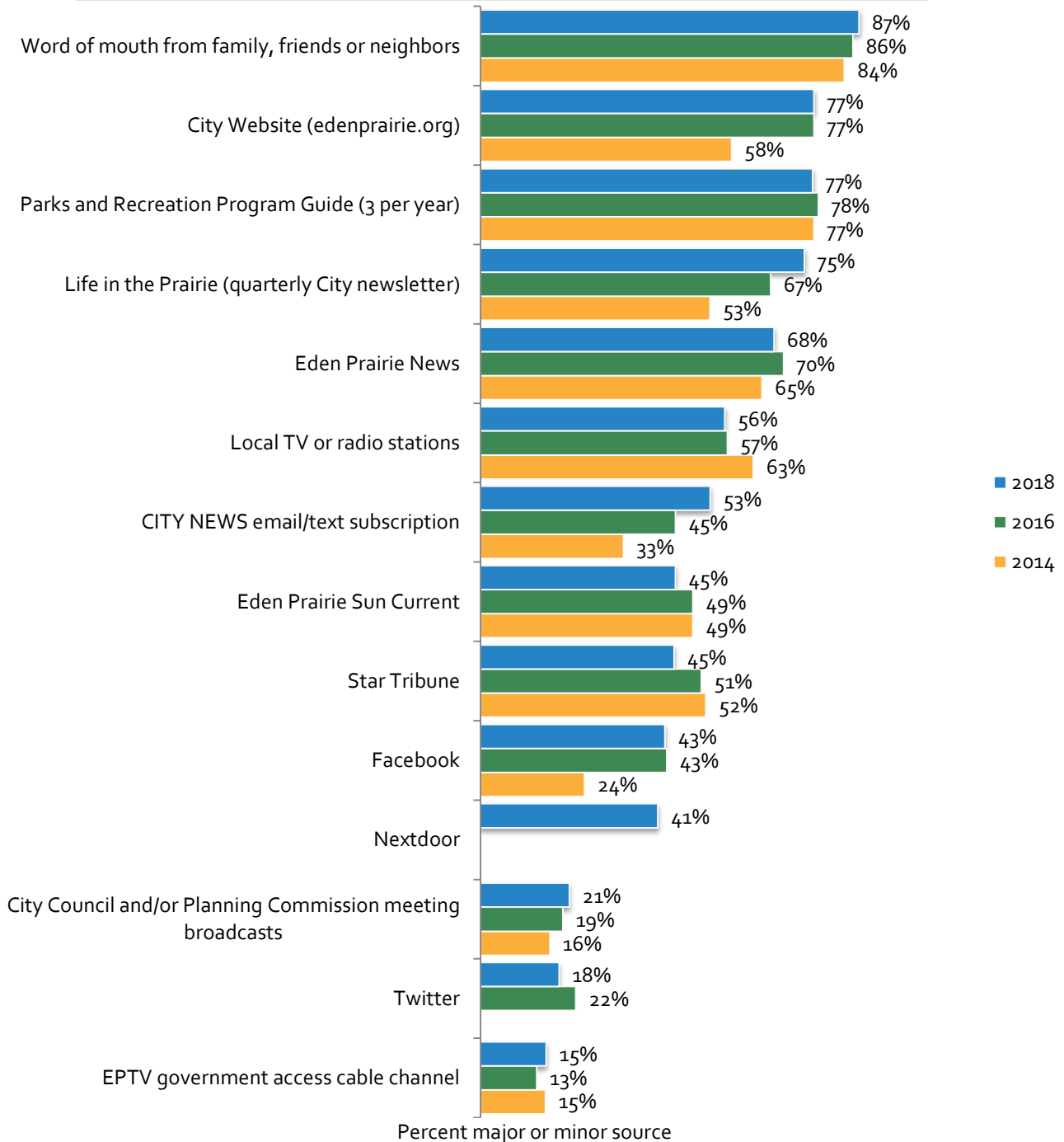
INFORMATION SOURCES

As in previous years, word of mouth remained the most frequently used source of information about City government and its activities (87% major or minor source). Residents also indicated they relied heavily on the City's website (77%), the Parks and Recreation Program Guide (77%), and the Life in the Prairie newsletter (75%). Less than one-quarter of community members reported utilizing City Council or Planning Commission meeting broadcasts, Twitter or the local government access channel. Respondents' reliance on these sources tended to be similar to levels reported in previous years; however, use of the City website, Life in the Prairie newsletter, CITY NEWS email/text subscriptions and Facebook have increased dramatically since 2014; while residents were less likely to seek out information via television or radio news (see Figure 31 on the following page).

Respondents over the age of 54 reported higher rates of reliance on newspapers as sources of information, while younger community members relied more heavily on social media, such as Facebook and Twitter for their news about the city. Those who lived in the northwest area of Eden Prairie were less likely to utilize the government access channel or City Council/Planning Commission meeting broadcasts than those in other quadrants (for more differences, please refer to *Appendix D: Responses to Selected Survey Questions by Respondent Characteristics*).

FIGURE 31: INFORMATION SOURCE PREFERENCE COMPARED BY YEAR

Please indicate how much of a source, if at all, you consider each of the following to be for obtaining information about the City government and its activities, events and services:



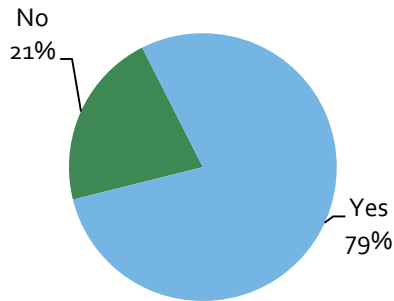
Prior to 2016, "Life in the Prairie (quarterly City newsletter)" was "Life in the Prairie (bi-monthly City newsletter)," "Facebook" was "City Facebook page," and "City Council and/or Planning Commission meeting broadcasts" was "telecasts." In surveys prior to 2014, respondents were asked to indicate their principal source of information about Eden Prairie. Due to the differences in the way the question was asked, comparisons over time have not been made.

Nearly 8 in 10 Eden Prairie residents reported they read the Life in the Prairie newsletter, mailed quarterly to all households. Of these respondents, 90% gave excellent or good reviews to the newsletter.

While all residents were equally as likely to read the newsletter based on their place of residency, those from the northwest area awarded more positive ratings to the quality of the newsletter than their counterparts (see *Appendix D: Responses to Selected Survey Questions by Respondent Characteristics*).

FIGURE 32: QUARTERLY NEWSLETTER READERSHIP, 2018

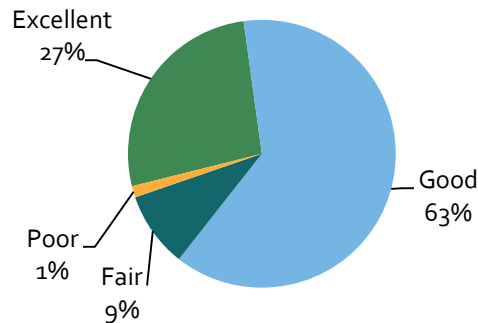
The City publishes a quarterly newsletter called "Life in the Prairie," which is mailed to all Eden Prairie households. Do you read this newsletter?



This question was first asked in 2018.

FIGURE 33: RATINGS FOR QUARTERLY NEWSLETTER, 2018

How would you rate the quality of the "Life in the Prairie" newsletter?

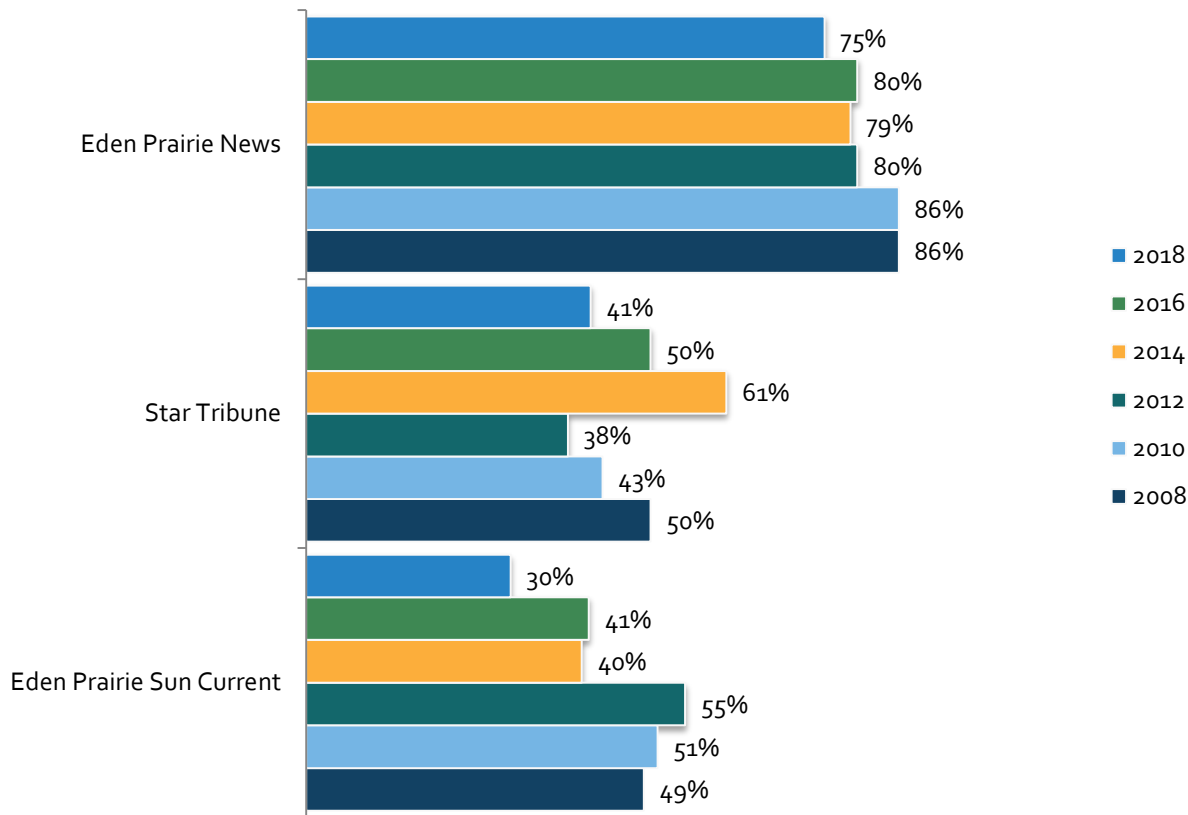


This question was first asked in 2018.

Eden Prairie residents' commitment to newspaper subscriptions has steadily decreased over time, with 4 in 10 stating they receive the *Star Tribune* at home (compared to 50% in 2016 and 61% in 2014) and 3 in 10 receive the *Eden Prairie Sun Current*, down from 41% and 40%, respectively.

FIGURE 34: NEWSPAPER SUBSCRIPTIONS COMPARED BY YEAR

Which, if any, of the following newspapers do you receive at your home:



Percent of respondents

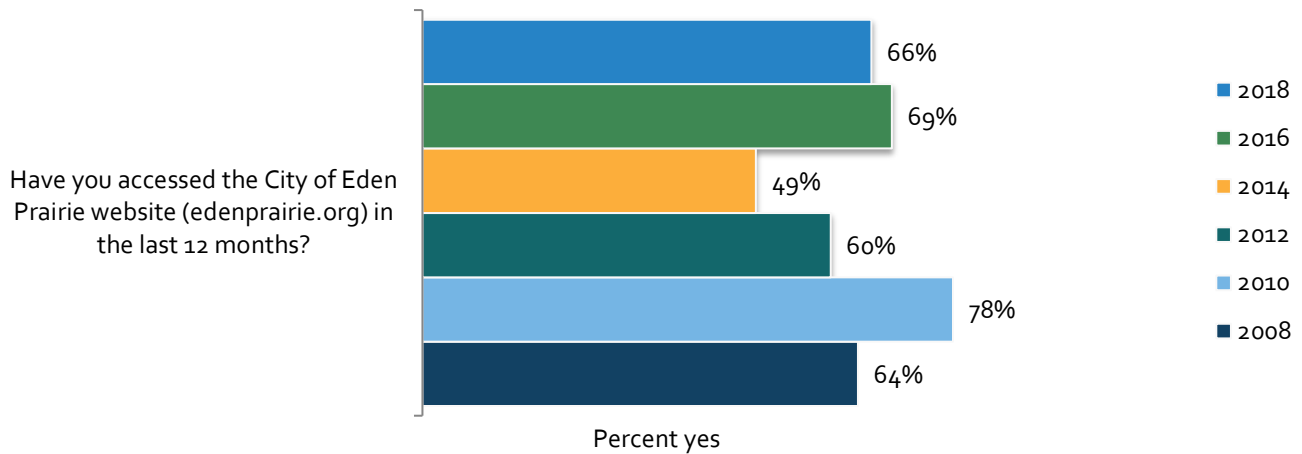
Total may exceed 100% as respondents could select more than one answer.

CITY WEBSITE

Use of the City website has varied over the years and in 2018, about two-thirds of community members had accessed the website in the last 12 months prior to the survey. This rate was comparable to 2016 levels, but a substantial increase since 2014.

Residents under 55, those who had lived in the community less than 20 years, homeowners, those who lived in detached housing and respondents who made more than \$50,000 annually were more likely to have visited the City website (for a complete set of comparisons based on resident characteristics, please see *Appendix D: Responses to Selected Survey Questions by Respondent Characteristics*).

FIGURE 35: VISITED CITY WEBSITE COMPARED BY YEAR



Residents who had used the website were also asked to evaluate performance measures. Around 8 in 10 participants lauded the appearance, registration for recreation programs system and online information and services offered by the Eden Prairie website and 7 in 10 were pleased with the search functionality and ease of navigation. Residents’ scores for the website were stable over time, but exceeded national averages (comparisons to other Minnesota and similarly sized communities in the North Central Region were unavailable).

Younger community members were less likely to positively score the aspects of the City website, including the appearance, ease of navigation and online information and services offered than those over the age of 34. Northeast quadrant community members were more satisfied with online registration for recreation programs than residents who lived elsewhere in Eden Prairie (see *Appendix D: Responses to Selected Survey Questions by Respondent Characteristics*).

About 33% of respondents said “don’t know” when rating the quality of online registration for recreation programs (see the *Appendix B: Complete Survey Frequencies*).

FIGURE 36: ASPECTS OF CITY WEBSITE COMPARED BY YEAR

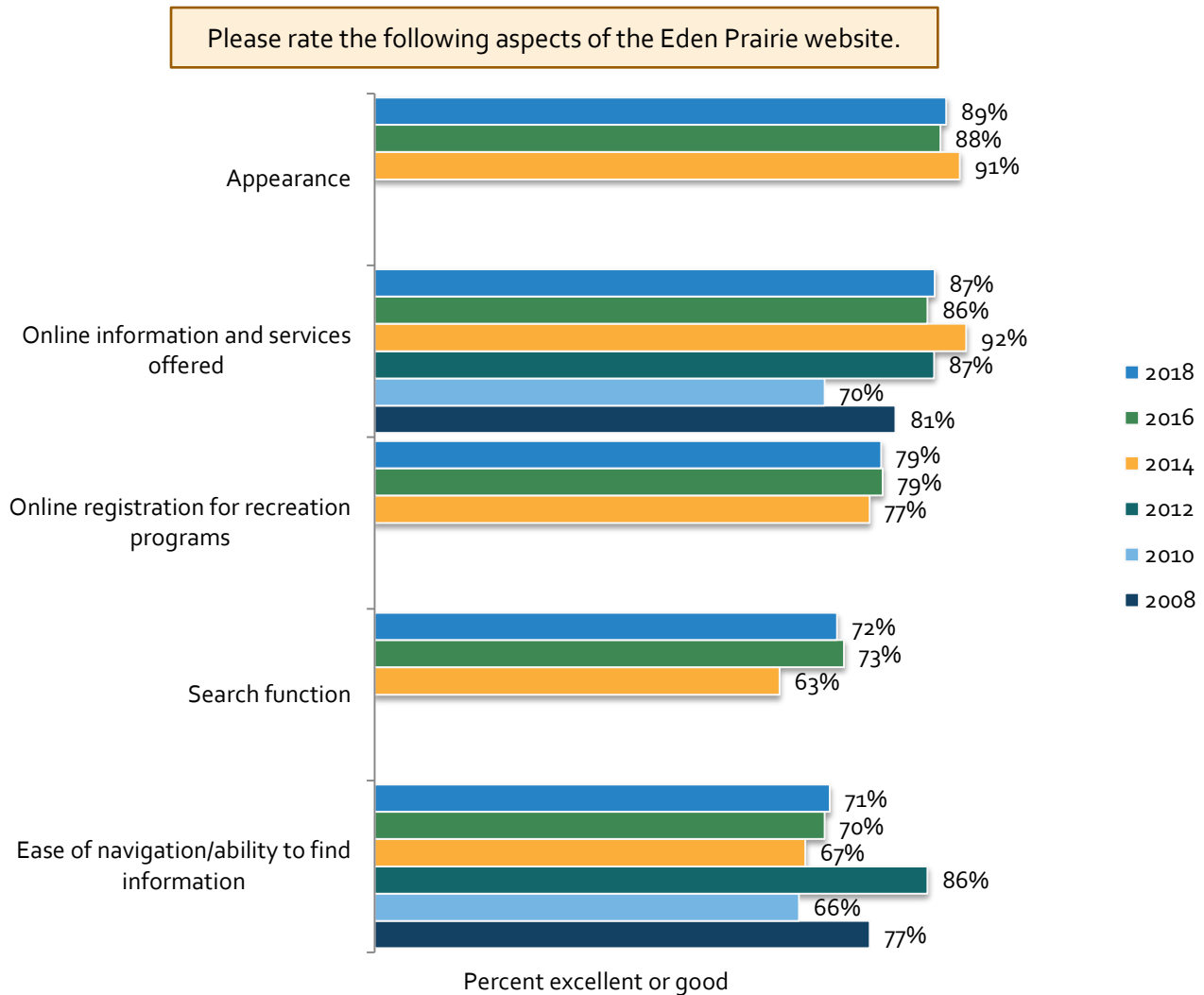


FIGURE 37: ASPECTS OF WEBSITE BENCHMARKS

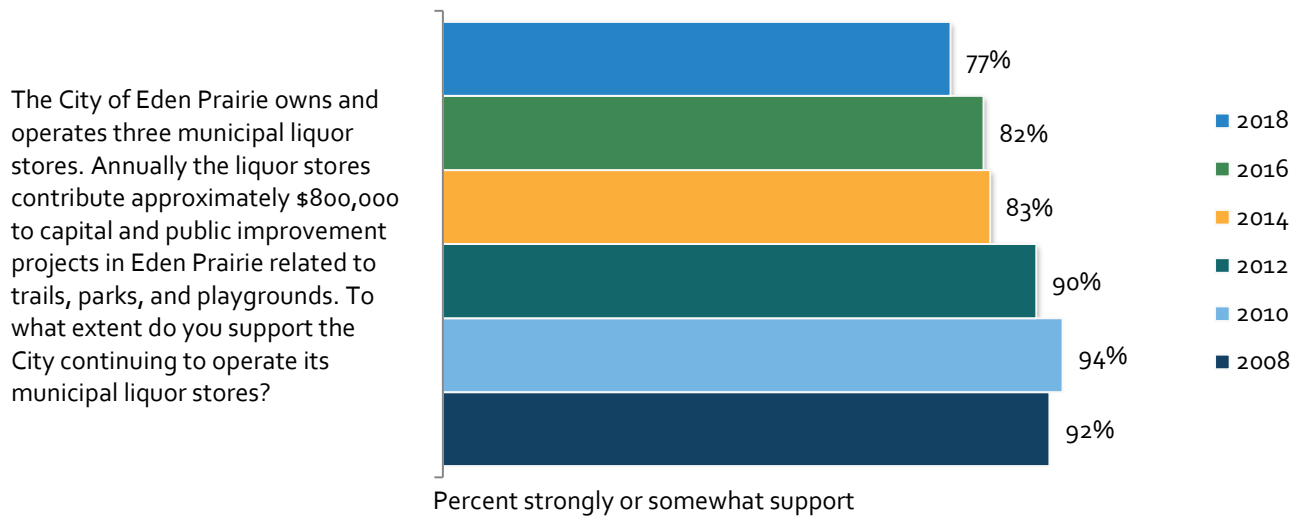
Please rate how safe or unsafe you feel in the following areas of Eden Prairie:	National benchmark	Minnesota benchmark	North Central Region with populations over 15,000 benchmark
Appearance	Higher	NA	NA
Online information and services offered	Higher	NA	NA
Ease of navigation/ability to find information	Similar	NA	NA
Search function	Higher	NA	NA

MUNICIPAL LIQUOR STORES

A vast majority of survey participants are supportive of the City operating three municipal liquor stores for the purpose of funding capital and public improvement projects. Though this support appears to have declined overall since levels seen prior to 2014 these changes might be attributed to the change in survey methodology; no significant differences in level of support were found from 2014 to 2018.

Northern quadrant survey participants, shorter term residents, those aged 18-34, renters and lower income participants were more supportive of municipal owned liquor stores than their counterparts (for more detail, see *Appendix D: Responses to Selected Survey Questions by Respondent Characteristics*).

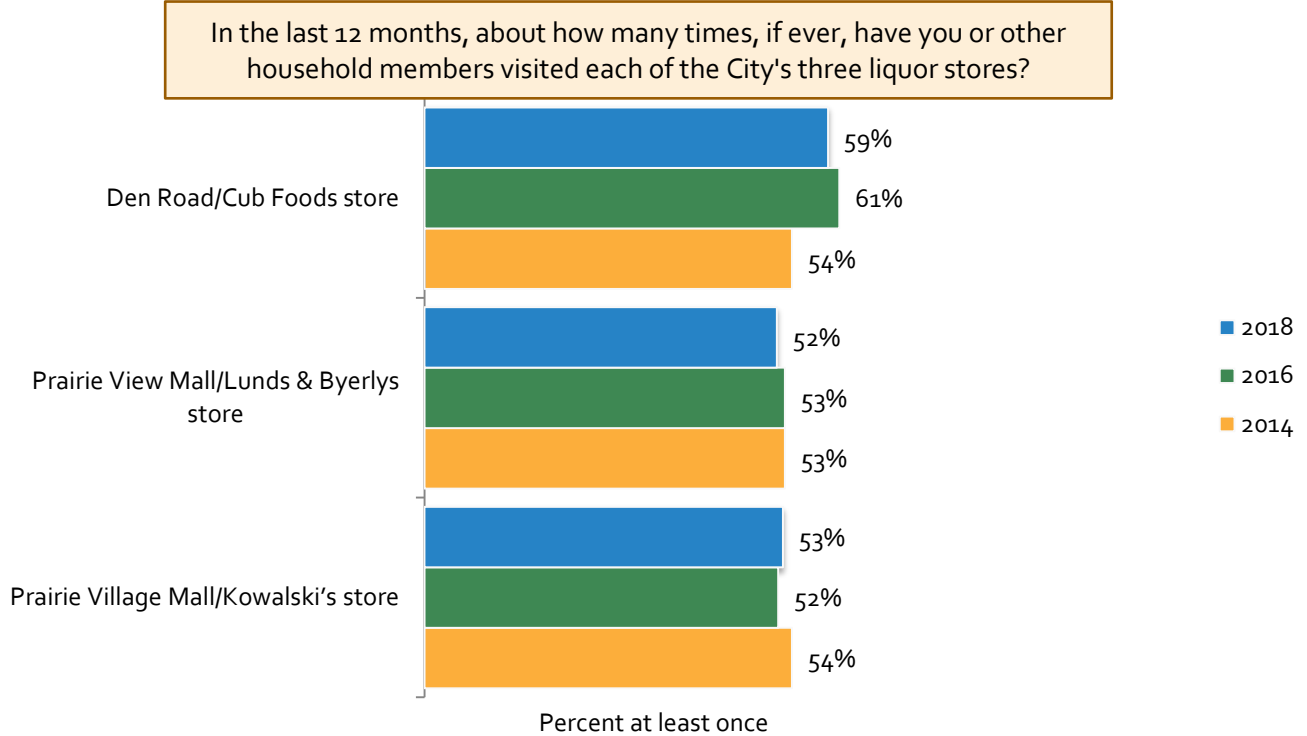
FIGURE 38: LEVEL OF SUPPORT FOR MUNICIPAL OWNED LIQUOR STORES COMPARED BY YEAR



Prior to 2016, this question was worded "The City of Eden Prairie owns and operates three municipal liquor stores. Annually the liquor stores contribute approximately \$1 million to capital and public improvement efforts in Eden Prairie. To what extent do you support the City continuing to operate its municipal liquor stores?" Prior to 2014, this question was asked on a scale of favor or oppose. In 2014, residents were asked to use the scale of strongly support, somewhat support, somewhat oppose and strongly oppose. For data prior to 2014, the scale point of favor is compared here to strongly or somewhat support.

More than half of Eden Prairie community members have visited one of the three stores at least once in the year prior to the survey, maintaining visitation rates reported in 2016 and 2014.

FIGURE 39: FREQUENCY OF VISITING MUNICIPAL LIQUOR STORES COMPARED BY YEAR

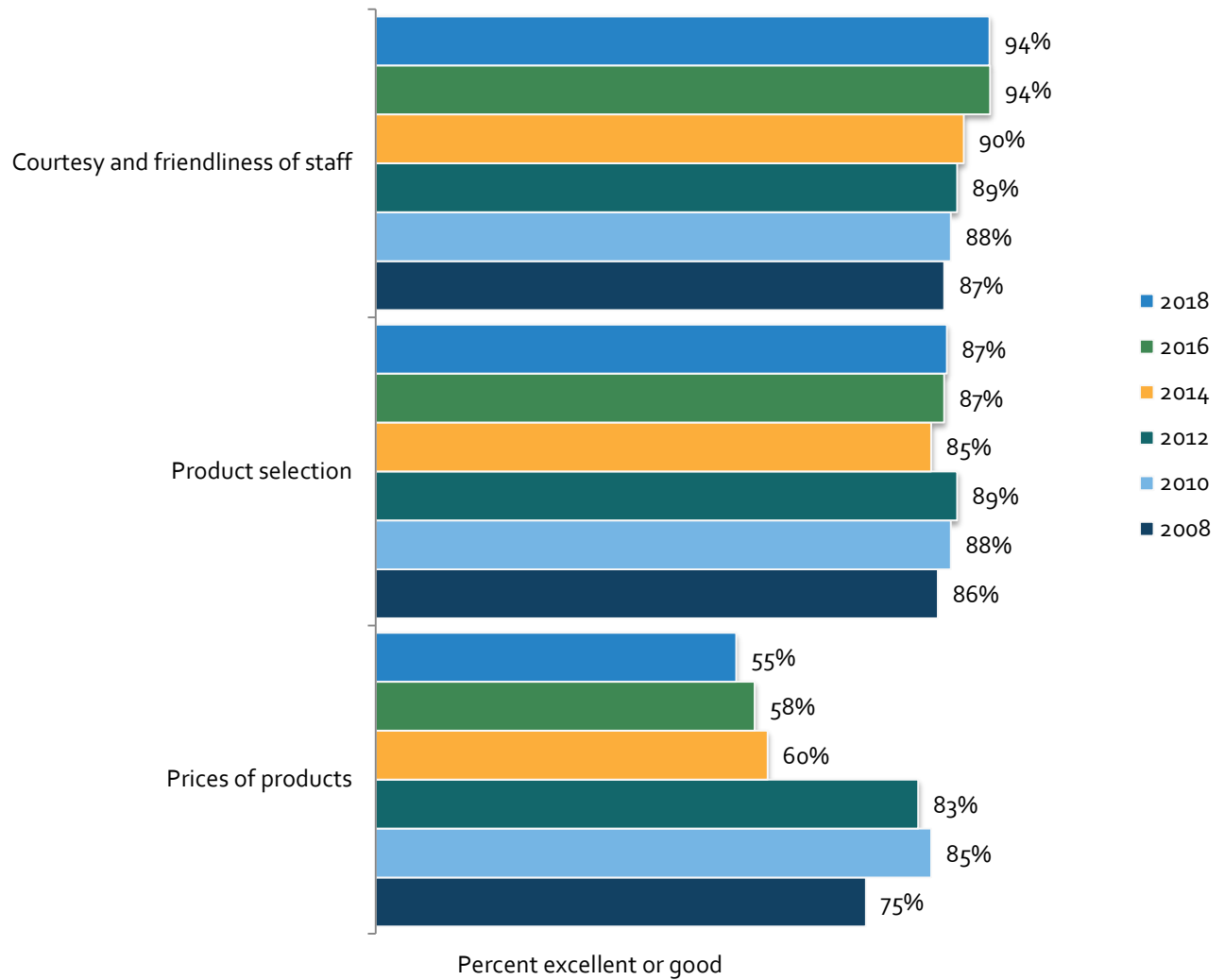


Prior to 2016, "Prairie View Mall/Lunds & Byerlys store" was "Prairie View Mall/Byerly's store (formerly Rainbow Foods)." On the 2012 survey and prior, respondents were asked if they had visited any of these stores during the past 12 months and then asked which store they generally shop at. Due to the differences in the way the question was asked prior to 2014, comparisons over time have not been made.

Residents were also pleased with several aspects of the municipal liquor stores. Around 9 in 10 participants applauded the courtesy and friendliness of staff and at least 8 in 10 were impressed with the product selection available to them. Additionally, about half of respondents rated the prices of the products as excellent or good. Residents’ opinions of the performance of these stores has been consistent with sentiment in past years.

FIGURE 40: ASPECTS OF MUNICIPAL LIQUOR STORES COMPARED BY YEAR COMPARED BY YEAR

If you have visited any of the City's three liquor stores in the last 12 months, please rate your impression of each of the following:

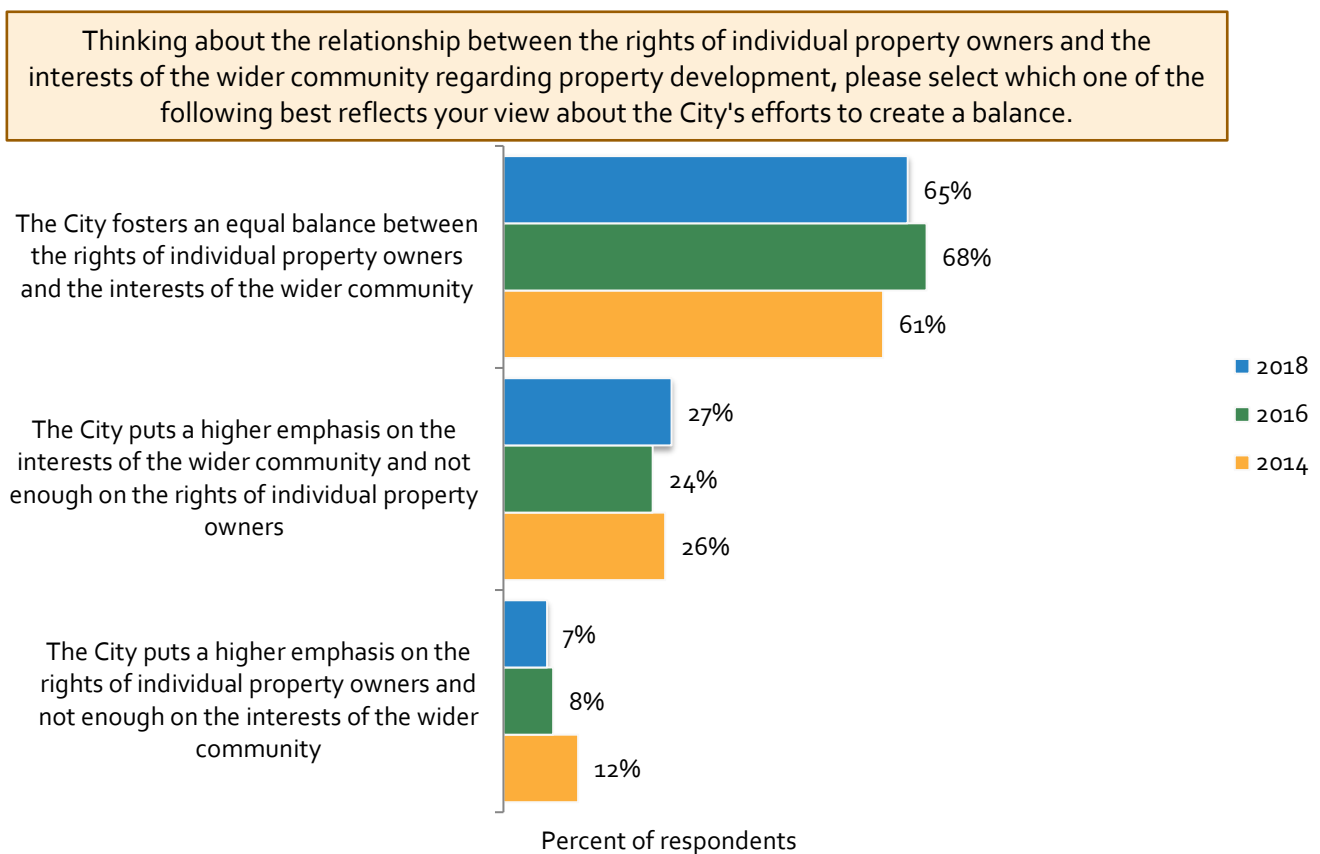


PROPERTY DEVELOPMENT MANAGEMENT

City leadership sought to understand more about survey respondents’ points of view regarding the relationship between the rights of individual property owners and the interests of the wider community regarding property development and the City’s efforts to create a balance. About two-thirds of residents felt the City was fostering an equal balance between the two stakeholder groups, while around one-quarter thought the City puts a higher emphasis on the wider community, rather than property owners. Very few (7%) community members felt that property owners’ interests were favored in relation to the overall populace. These opinions were on par with 2016 levels.

About 44% of respondents said “don’t know” when indicating their view. The full set of responses, including “don’t know” can be found in *Appendix B: Complete Survey Frequencies*.

FIGURE 41: BALANCE OF RIGHTS OF PROPERTY OWNERS AND THE WIDER COMMUNITY COMPARED BY YEAR



On the 2012 survey and prior, respondents were asked to indicate how successful they felt the City has been in maintaining the balance between rights of property owners and the interests of the wider community. Due to the differences in the way the question was asked prior to 2014, comparisons over time have not been made.

SUSTAINABLE EDEN PRAIRIE

A new set of questions were included on the 2018 survey asking residents their familiarity with and willingness to participate in the City’s Sustainable Eden Prairie program. Less than 1 in 10 community members were aware of the program and participated, and nearly 2 in 10 indicated they were aware of the program and would consider participating. About 3 in 10 respondents stated that there were unwilling to participate, regardless if they were or were not familiar with the program, and 45% stated they were unfamiliar, but willing to engage. Of those willing to participate, more than 8 in 10 survey participants would be likely to participate in solid waste reduction, reuse or recycling, or energy reduction, and at least two-thirds demonstrated enthusiasm for conserving water and using native landscaping.

When differences were noted, Eden Prairie survey participants who were 55 or older and those who had lived in the community for more than 20 years were less likely to report enthusiasm for participating in the various focus areas of the Sustainable Eden Prairie program (see *Appendix D: Responses to Selected Survey Questions by Respondent Characteristics*).

FIGURE 42: FAMILIARITY AND WILLINGNESS TO PARTICIPATE IN SUSTAINABLE EDEN PRAIRIE, 2018

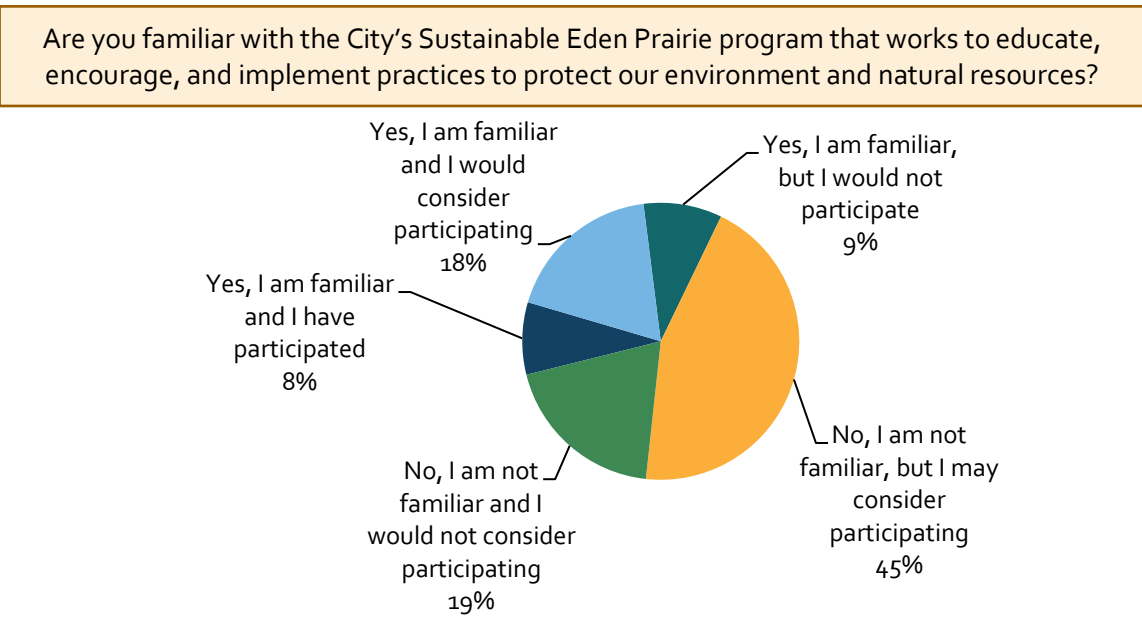
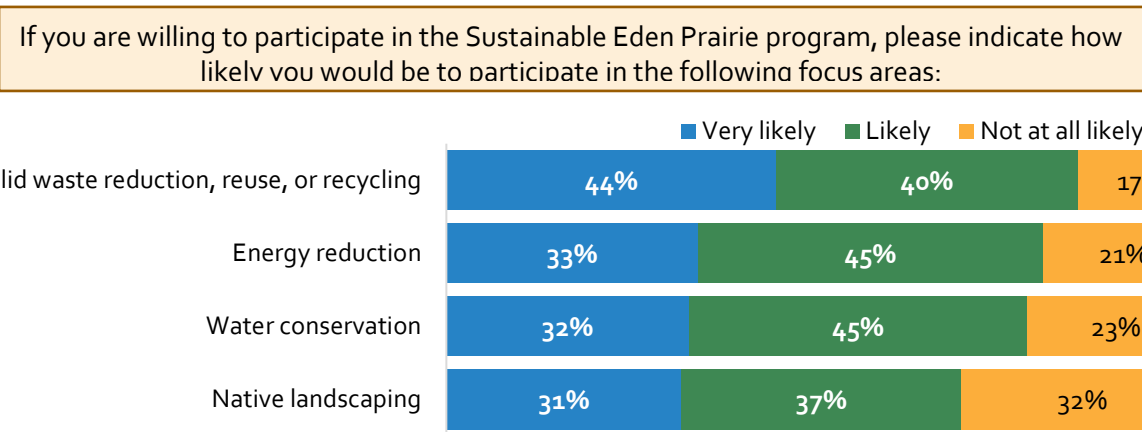


FIGURE 43: SUSTAINABLE EDEN PRAIRIE PROGRAM PARTICIPATION, 2018



APPENDIX A: RESPONDENT CHARACTERISTICS

The following tables summarize the demographic characteristics of Eden Prairie's survey respondents in 2018.

TABLE 1: QUESTION D1

Do you work inside the boundaries of Eden Prairie?	Percent	Number
Yes, outside the home	25%	N=434
Yes, from home	14%	N=242
No	60%	N=1031
Total	100%	N=1708

TABLE 2: QUESTION D2

How many years have you lived in Eden Prairie?	Percent	Number
Less than 2 years	11%	N=194
2 to 5 years	19%	N=327
6 to 10 years	18%	N=303
11 to 20 years	24%	N=414
More than 20 years	17%	N=285
6	11%	N=181
Total	100%	N=1704

TABLE 3: QUESTION D3

Which best describes the building you live in?	Percent	Number
One family house detached from any other houses	60%	N=1019
Building with two or more homes (duplex, townhome, apartment or condominium)	40%	N=682
Other	1%	N=11
Total	100%	N=1712

TABLE 4: QUESTION D4

Is this home...	Percent	Number
Rented	21%	N=350
Owned	79%	N=1357
Total	100%	N=1707

TABLE 5: QUESTION D5

Do any children 17 or under live in your household?	Percent	Number
No	56%	N=966
Yes	44%	N=747
Total	100%	N=1713

TABLE 6: QUESTION D6

Are you or any other members of your household aged 65 or older?	Percent	Number
No	79%	N=1360
Yes	21%	N=352
Total	100%	N=1712

TABLE 7: QUESTION D7

How much do you anticipate your household's total income before taxes will be for the current year? (Please include in your total income money from all sources for all persons living in your household.)	Percent	Number
Less than \$25,000	2%	N=37
\$25,000 to \$49,999	9%	N=153
\$50,000 to \$99,999	28%	N=457
\$100,000 to \$149,999	23%	N=369
\$150,000 or more	37%	N=607
Total	100%	N=1623

TABLE 8: QUESTION D8

Are you Spanish, Hispanic or Latino?	Percent	Number
No, not Spanish, Hispanic or Latino	96%	N=1618
Yes, I consider myself to be Spanish, Hispanic or Latino	4%	N=69
Total	100%	N=1687

TABLE 9: QUESTION D9

What is your race?	Percent	Number
White	88%	N=1472
Asian, Asian Indian or Pacific Islander	9%	N=145
Other	4%	N=64
Black or African American	2%	N=28
American Indian or Alaskan Native	1%	N=22

Total may exceed 100% as respondents could select more than one answer.

TABLE 10: QUESTION D10

In which category is your age?	Percent	Number
18 to 24 years	2%	N=32
25 to 34 years	21%	N=364
35 to 44 years	20%	N=340
45 to 54 years	25%	N=428
55 to 64 years	14%	N=245
65 to 74 years	13%	N=216
75 years or older	4%	N=72
Total	100%	N=1698

TABLE 11: QUESTION D11

What is your sex?	Percent	Number
Female	52%	N=789
Male	48%	N=717
Total	100%	N=1506

APPENDIX B: COMPLETE SURVEY FREQUENCIES

FREQUENCIES EXCLUDING “DON’T KNOW” RESPONSES

The following pages contain a complete set of responses to each question on the survey. For questions that included a “don’t know” or “no opinion” response option, two tables for that question are provided: the first excludes the “don’t know” or “no opinion” responses and the second includes those response options.

TABLE 12: QUESTION 1

Please rate each of the following aspects of quality of life in Eden Prairie:	Excellent		Good		Fair		Poor		Total	
	%	N	%	N	%	N	%	N	%	N
Eden Prairie as a place to live	62%	N=1236	34%	N=663	4%	N=75	0%	N=4	100%	N=1979
Your neighborhood as a place to live	55%	N=1062	36%	N=697	8%	N=160	0%	N=8	100%	N=1927
Eden Prairie as a place to raise children	62%	N=1042	32%	N=541	4%	N=73	1%	N=16	100%	N=1671
Eden Prairie as a place to work	52%	N=676	40%	N=515	6%	N=80	2%	N=23	100%	N=1294
Eden Prairie as a place to visit	31%	N=565	43%	N=774	22%	N=400	3%	N=62	100%	N=1801
Eden Prairie as a place to retire	32%	N=449	38%	N=536	21%	N=301	9%	N=135	100%	N=1421
The overall quality of life in Eden Prairie	52%	N=999	43%	N=815	4%	N=83	1%	N=19	100%	N=1916

TABLE 13: QUESTION 1

Please rate each of the following aspects of quality of life in Eden Prairie:											
Excellent	Good	Fair	Poor	Don't know	Total						
62%	N=1236	33%	N=663	4%	N=75	0%	N=4	0%	N=1	100%	N=1980
55%	N=1062	36%	N=697	8%	N=160	0%	N=8	0%	N=0	100%	N=1927
54%	N=1042	28%	N=541	4%	N=73	1%	N=16	13%	N=240	100%	N=1912
35%	N=676	27%	N=515	4%	N=80	1%	N=23	32%	N=618	100%	N=1912
29%	N=565	40%	N=774	21%	N=400	3%	N=62	6%	N=120	100%	N=1921
24%	N=449	28%	N=536	16%	N=301	7%	N=135	26%	N=488	100%	N=1909
52%	N=999	43%	N=815	4%	N=83	1%	N=19	0%	N=0	100%	N=1916
The overall quality of life in Eden Prairie											

TABLE 14: QUESTION 2

Please rate each of the following characteristics as they relate to Eden Prairie as a whole:											
Excellent	Good	Fair	Poor	Total							
50%	N=984	43%	N=844	6%	N=111	1%	N=10	100%	N=1948		
38%	N=728	45%	N=862	14%	N=260	3%	N=58	100%	N=1909		
63%	N=1199	32%	N=600	4%	N=83	1%	N=21	100%	N=1902		
36%	N=683	46%	N=878	15%	N=285	2%	N=45	100%	N=1892		
48%	N=895	43%	N=802	7%	N=138	1%	N=17	100%	N=1852		
50%	N=868	41%	N=718	8%	N=143	1%	N=22	100%	N=1751		
46%	N=821	46%	N=810	7%	N=122	1%	N=25	100%	N=1777		
27%	N=494	42%	N=777	27%	N=507	4%	N=82	100%	N=1860		
52%	N=979	42%	N=793	5%	N=99	1%	N=21	100%	N=1892		
Overall feeling of safety in Eden Prairie											
Overall ease of getting to the places you usually have to visit											
Quality of overall natural environment in Eden Prairie											
Overall "built environment" of Eden Prairie (including overall design, buildings, parks and transportation systems)											
Health and wellness opportunities in Eden Prairie											
Overall opportunities for education and enrichment											
Overall economic health of Eden Prairie											
Sense of community											
Overall image or reputation of Eden Prairie											

TABLE 15: QUESTION 2

Please rate each of the following characteristics as they relate to Eden Prairie as a whole:	Excellent		Good		Fair		Poor		Don't know		Total	
	%	N	%	N	%	N	%	N	%	N	%	N
Overall feeling of safety in Eden Prairie	50%	N=984	43%	N=844	6%	N=111	1%	N=10	0%	N=0	100%	N=1948
Overall ease of getting to the places you usually have to visit	38%	N=728	45%	N=862	14%	N=260	3%	N=58	0%	N=0	100%	N=1909
Quality of overall natural environment in Eden Prairie	63%	N=1199	31%	N=600	4%	N=83	1%	N=21	0%	N=2	100%	N=1904
Overall "built environment" of Eden Prairie (including overall design, buildings, parks and transportation systems)	36%	N=683	46%	N=878	15%	N=285	2%	N=45	0%	N=5	100%	N=1897
Health and wellness opportunities in Eden Prairie	47%	N=895	42%	N=802	7%	N=138	1%	N=17	3%	N=50	100%	N=1902
Overall opportunities for education and enrichment	46%	N=868	38%	N=718	8%	N=143	1%	N=22	8%	N=144	100%	N=1894
Overall economic health of Eden Prairie	43%	N=821	43%	N=810	6%	N=122	1%	N=25	6%	N=121	100%	N=1898
Sense of community	26%	N=494	41%	N=777	27%	N=507	4%	N=82	2%	N=36	100%	N=1896
Overall image or reputation of Eden Prairie	52%	N=979	42%	N=793	5%	N=99	1%	N=21	0%	N=8	100%	N=1900

TABLE 16: QUESTION 3

Please indicate how likely or unlikely you are to do each of the following:	Very likely		Somewhat likely		Somewhat unlikely		Very unlikely		Total	
	%	N	%	N	%	N	%	N	%	N
Recommend living in Eden Prairie to someone who asks	68%	N=1318	25%	N=475	5%	N=94	2%	N=39	100%	N=1926
Recommend visiting Eden Prairie	44%	N=818	40%	N=739	13%	N=238	3%	N=64	100%	N=1860
Recommend conducting business in Eden Prairie	53%	N=810	39%	N=603	6%	N=91	2%	N=34	100%	N=1537
Remain in Eden Prairie for the next five years	64%	N=1192	23%	N=430	7%	N=125	5%	N=101	100%	N=1847

TABLE 17: QUESTION 3

Please indicate how likely or unlikely you are to do each of the following:	Very likely		Somewhat likely		Somewhat unlikely		Very unlikely		Don't know		Total	
	%	N	%	N	%	N	%	N	%	N	%	N
Recommend living in Eden Prairie to someone who asks	68%	N=1318	25%	N=475	5%	N=94	2%	N=39	0%	N=6	100%	N=1931
Recommend visiting Eden Prairie	43%	N=818	39%	N=739	13%	N=238	3%	N=64	2%	N=32	100%	N=1893
Recommend conducting business in Eden Prairie	43%	N=810	32%	N=603	5%	N=91	2%	N=34	18%	N=346	100%	N=1883
Remain in Eden Prairie for the next five years	63%	N=1192	23%	N=430	7%	N=125	5%	N=101	2%	N=41	100%	N=1889

TABLE 18: QUESTION 4

What one thing do you like most, if anything, about living in Eden Prairie?	Percent	Number
Convenient location	17%	N=247
Proximity to job/friends/family	2%	N=29
Neighborhood/housing	3%	N=42
Schools	9%	N=139
Feel safe	9%	N=136
Shopping/restaurants	5%	N=78
Open spaces/parks/trails/natural environment	35%	N=514
Recreation/community/senior centers	2%	N=24
Quiet and peaceful	1%	N=22
Sense of community	4%	N=61
Cleanliness/upkeep	3%	N=42
City services and employees	3%	N=44
Overall quality of life	2%	N=28
Other	5%	N=73
Total	100%	N=1477

TABLE 19: QUESTION 4

What one thing do you like most, if anything, about living in Eden Prairie?	Percent	Number
Convenient location	17%	N=247
Proximity to job/friends/family	2%	N=29
Neighborhood/housing	3%	N=42
Schools	9%	N=139
Feel safe	9%	N=136
Shopping/restaurants	5%	N=78
Open spaces/parks/trails/natural environment	35%	N=514
Recreation/community/senior centers	2%	N=24
Quiet and peaceful	1%	N=22
Sense of community	4%	N=61
Cleanliness/upkeep	3%	N=42
City services and employees	3%	N=44
Overall quality of life	2%	N=28
Other	5%	N=73
Don't know	0%	N=4
Total	100%	N=1481

TABLE 20: QUESTION 5

What one thing do you like least, if anything, about living in Eden Prairie?	Percent	Number
Growth	2%	N=28
Taxes, cost of living	9%	N=133
Traffic issues (congestion, signal timing, speeding, parking, noise)	14%	N=203
Walkability, walking and biking paths	5%	N=70
Poorly designed layout	8%	N=112
Schools, education	4%	N=55
Housing issues (affordability, variety of options, upkeep)	5%	N=69
Diversity/inclusion, friendliness, sense of community, issues with fellow residents	6%	N=84
Need for improved public transportation, concerned about light rail	5%	N=75
Lack of a downtown area	6%	N=80
Need for improved/more activities, shopping, dining, recreation, parks	14%	N=207
Issues with local government, city services	5%	N=66
Road maintenance, construction, snow removal, leaf removal, street lighting	3%	N=43
Rising crime/safety concerns	4%	N=51
Airport concerns (noise, etc.)	2%	N=33
Comment about immigration, race	0%	N=0
Other	9%	N=130
Total	100%	N=1440

TABLE 21: QUESTION 5

What one thing do you like least, if anything, about living in Eden Prairie?	Percent	Number
Growth	2%	N=28
Taxes, cost of living	9%	N=133
Traffic issues (congestion, signal timing, speeding, parking, noise)	13%	N=203
Walkability, walking and biking paths	5%	N=70
Poorly designed layout	7%	N=112
Schools, education	4%	N=55
Housing issues (affordability, variety of options, upkeep)	5%	N=69
Diversity/inclusion, friendliness, sense of community, issues with fellow residents	6%	N=84
Need for improved public transportation, concerned about light rail	5%	N=75
Lack of a downtown area	5%	N=80
Need for improved/more activities, shopping, dining, recreation, parks	14%	N=207
Issues with local government, city services	4%	N=66
Road maintenance, construction, snow removal, leaf removal, street lighting	3%	N=43
Rising crime/safety concerns	3%	N=51
Airport concerns (noise, etc.)	2%	N=33
Other	9%	N=130
Don't know/nothing	5%	N=71
Total	100%	N=1511

TABLE 22: QUESTION 6

Please rate each of the following characteristics as they relate to Eden Prairie as a whole:	Excellent		Good		Fair		Poor		Total	
	%	N	%	N	%	N	%	N	%	N
Traffic flow on major streets	18%	N=341	50%	N=932	25%	N=468	6%	N=108	100%	N=1849
Ease of public parking	42%	N=733	49%	N=861	8%	N=145	1%	N=19	100%	N=1757
Ease of travel by car in Eden Prairie	36%	N=663	46%	N=831	15%	N=282	3%	N=48	100%	N=1824
Ease of travel by public transportation in Eden Prairie	20%	N=202	31%	N=317	29%	N=301	20%	N=211	100%	N=1030
Ease of walking in Eden Prairie	37%	N=660	40%	N=707	17%	N=294	7%	N=120	100%	N=1782
Availability of paths and walking trails	62%	N=1122	31%	N=559	6%	N=112	1%	N=13	100%	N=1806
Air quality	54%	N=963	43%	N=763	3%	N=58	1%	N=10	100%	N=1795
Cleanliness of Eden Prairie	58%	N=1069	37%	N=673	4%	N=82	0%	N=4	100%	N=1829
Overall appearance of Eden Prairie	56%	N=1028	38%	N=702	5%	N=83	1%	N=13	100%	N=1826
Public places where people want to spend time	43%	N=774	44%	N=783	11%	N=191	2%	N=37	100%	N=1786
Variety of housing options	30%	N=490	45%	N=752	18%	N=305	7%	N=108	100%	N=1655
Availability of affordable quality housing	17%	N=235	34%	N=488	31%	N=439	18%	N=257	100%	N=1419
Fitness opportunities (including exercise classes and paths or trails, etc.)	58%	N=1036	35%	N=621	7%	N=122	1%	N=12	100%	N=1791
Recreational opportunities	53%	N=943	39%	N=683	8%	N=138	1%	N=10	100%	N=1774
Availability of affordable quality food	43%	N=778	39%	N=695	14%	N=259	4%	N=72	100%	N=1804
Availability of affordable quality health care	38%	N=592	45%	N=710	13%	N=206	4%	N=67	100%	N=1575
Availability of preventive health services	40%	N=608	46%	N=695	12%	N=187	2%	N=32	100%	N=1522
Availability of affordable quality mental health care	34%	N=280	36%	N=295	23%	N=194	7%	N=56	100%	N=824
Opportunities for residents to provide input into City decision-making	27%	N=349	43%	N=562	21%	N=282	9%	N=123	100%	N=1316
Value of City services considering the property taxes you pay	25%	N=409	44%	N=708	22%	N=353	9%	N=144	100%	N=1614

TABLE 23: QUESTION 6

Please rate each of the following characteristics as they relate to Eden Prairie as a whole:	Excellent		Good		Fair		Poor		Don't know		Total	
	%	N	%	N	%	N	%	N	%	N	%	N
Traffic flow on major streets	18%	N=341	50%	N=932	25%	N=468	6%	N=108	0%	N=4	100%	N=1853
Ease of public parking	40%	N=733	47%	N=861	8%	N=145	1%	N=19	4%	N=69	100%	N=1827
Ease of travel by car in Eden Prairie	36%	N=663	46%	N=831	15%	N=282	3%	N=48	0%	N=0	100%	N=1824
Ease of travel by public transportation in Eden Prairie	11%	N=202	17%	N=317	17%	N=301	12%	N=211	43%	N=787	100%	N=1818
Ease of walking in Eden Prairie	36%	N=660	39%	N=707	16%	N=294	7%	N=120	2%	N=38	100%	N=1820
Availability of paths and walking trails	62%	N=1122	31%	N=559	6%	N=112	1%	N=13	1%	N=17	100%	N=1823
Air quality	53%	N=963	42%	N=763	3%	N=58	1%	N=10	1%	N=27	100%	N=1821
Cleanliness of Eden Prairie	58%	N=1069	37%	N=673	4%	N=82	0%	N=4	0%	N=0	100%	N=1829
Overall appearance of Eden Prairie	56%	N=1028	38%	N=702	5%	N=83	1%	N=13	0%	N=0	100%	N=1826
Public places where people want to spend time	42%	N=774	43%	N=783	10%	N=191	2%	N=37	2%	N=40	100%	N=1826
Variety of housing options	27%	N=490	41%	N=752	17%	N=305	6%	N=108	9%	N=169	100%	N=1824
Availability of affordable quality housing	13%	N=235	27%	N=488	24%	N=439	14%	N=257	22%	N=396	100%	N=1815
Fitness opportunities (including exercise classes and paths or trails, etc.)	57%	N=1036	34%	N=621	7%	N=122	1%	N=12	1%	N=27	100%	N=1818
Recreational opportunities	52%	N=943	38%	N=683	8%	N=138	1%	N=10	3%	N=47	100%	N=1821
Availability of affordable quality food	43%	N=778	38%	N=695	14%	N=259	4%	N=72	1%	N=20	100%	N=1824
Availability of affordable quality health care	33%	N=592	39%	N=710	11%	N=206	4%	N=67	13%	N=244	100%	N=1820
Availability of preventive health services	33%	N=608	38%	N=695	10%	N=187	2%	N=32	16%	N=301	100%	N=1823
Availability of affordable quality mental health care	15%	N=280	16%	N=295	11%	N=194	3%	N=56	55%	N=991	100%	N=1815
Opportunities for residents to provide input into City decision-making	19%	N=349	31%	N=562	15%	N=282	7%	N=123	28%	N=506	100%	N=1823
Value of City services considering the property taxes you pay	22%	N=409	39%	N=708	19%	N=353	8%	N=144	11%	N=206	100%	N=1820

TABLE 24: QUESTION 7

Please rate the quality of each of the following services in Eden Prairie:	Excellent		Good		Fair		Poor		Total	
	%	N	%	N	%	N	%	N	%	N
Police services	61%	N=991	34%	N=550	4%	N=72	1%	N=18	100%	N=1631
Crime prevention	46%	N=695	44%	N=661	9%	N=128	1%	N=17	100%	N=1501
Fire services	66%	N=934	32%	N=455	2%	N=24	1%	N=11	100%	N=1424
Fire Department response time	71%	N=649	25%	N=231	3%	N=23	1%	N=11	100%	N=914
Hennepin County Emergency Medical Service (ambulance) response time	60%	N=482	36%	N=290	2%	N=17	2%	N=15	100%	N=803
Animal control	42%	N=382	43%	N=387	10%	N=90	5%	N=43	100%	N=903
Recreation services (i.e., recreation programs and classes, etc.)	52%	N=820	40%	N=634	6%	N=98	1%	N=21	100%	N=1573
Recreation centers or facilities	53%	N=845	39%	N=633	6%	N=102	1%	N=23	100%	N=1603
Park maintenance	58%	N=1001	37%	N=634	4%	N=72	0%	N=5	100%	N=1713
Trail maintenance	55%	N=932	39%	N=654	5%	N=92	1%	N=14	100%	N=1691
Senior programs and services	48%	N=331	41%	N=284	8%	N=54	3%	N=18	100%	N=687
Street lighting	30%	N=518	47%	N=814	17%	N=302	6%	N=105	100%	N=1739
Street repair	27%	N=474	52%	N=903	17%	N=305	4%	N=65	100%	N=1747
Traffic signal timing	19%	N=337	47%	N=813	24%	N=414	11%	N=184	100%	N=1747
City streets as a whole	28%	N=491	59%	N=1031	12%	N=212	1%	N=21	100%	N=1755
Streets in your neighborhood	34%	N=595	51%	N=892	13%	N=224	2%	N=40	100%	N=1752
Sidewalks (5-foot wide concrete sidewalks) in your neighborhood	32%	N=495	44%	N=684	16%	N=252	8%	N=130	100%	N=1560
Asphalt trails in your neighborhood	37%	N=584	45%	N=699	14%	N=220	4%	N=58	100%	N=1561
Snow removal on City streets (excludes 494, 62 and County roads)	44%	N=763	41%	N=706	12%	N=209	3%	N=51	100%	N=1730
Street sweeping on City streets (excludes 494, 62 and County roads)	38%	N=618	49%	N=804	11%	N=182	2%	N=36	100%	N=1640
Building inspections	37%	N=307	47%	N=387	12%	N=95	4%	N=30	100%	N=819

Please rate the quality of each of the following services in Eden Prairie:	Excellent		Good		Fair		Poor		Total	
	%	N	%	N	%	N	%	N	%	N
Assessing services	34%	N=262	46%	N=362	15%	N=114	5%	N=41	100%	N=779
City planning services	32%	N=240	44%	N=328	18%	N=138	6%	N=41	100%	N=748
City engineering services	36%	N=241	47%	N=309	12%	N=79	5%	N=31	100%	N=661
Housing and community services	34%	N=283	47%	N=393	14%	N=119	5%	N=40	100%	N=835
Drinking water	39%	N=678	44%	N=757	12%	N=203	5%	N=94	100%	N=1733
Economic development	32%	N=426	52%	N=690	14%	N=183	3%	N=38	100%	N=1337
Storm drainage	34%	N=515	51%	N=787	13%	N=202	2%	N=33	100%	N=1536
Water and sewer services	40%	N=646	52%	N=832	7%	N=114	1%	N=20	100%	N=1612
Utility billing	34%	N=557	50%	N=819	13%	N=204	3%	N=45	100%	N=1625
Emergency preparedness (services that prepare the community for natural disasters or other emergency situations)	39%	N=419	48%	N=509	10%	N=106	3%	N=33	100%	N=1067
Preservation of natural areas such as open space, parklands and wetlands	51%	N=838	39%	N=652	7%	N=123	3%	N=44	100%	N=1658
Overall customer service by Eden Prairie employees (police, receptionists, planners, etc.)	49%	N=774	43%	N=686	7%	N=104	1%	N=21	100%	N=1584
Overall quality of Eden Prairie services	43%	N=729	51%	N=874	5%	N=83	1%	N=17	100%	N=1702

TABLE 25: QUESTION 7

Please rate the quality of each of the following services in Eden Prairie:	Excellent		Good		Fair		Poor		Don't know		Total	
	%	N	%	N	%	N	%	N	%	N	%	N
Police services	56%	N=991	31%	N=550	4%	N=72	1%	N=18	8%	N=151	100%	N=1782
Crime prevention	40%	N=695	38%	N=661	7%	N=128	1%	N=17	14%	N=253	100%	N=1754
Fire services	53%	N=934	26%	N=455	1%	N=24	1%	N=11	19%	N=332	100%	N=1756
Fire Department response time	37%	N=649	13%	N=231	1%	N=23	1%	N=11	48%	N=830	100%	N=1744
Hennepin County Emergency Medical Service (ambulance) response time	28%	N=482	17%	N=290	1%	N=17	1%	N=15	54%	N=948	100%	N=1751
Animal control	22%	N=382	22%	N=387	5%	N=90	2%	N=43	48%	N=840	100%	N=1743
Recreation services (i.e., recreation programs and classes, etc.)	47%	N=820	36%	N=634	6%	N=98	1%	N=21	10%	N=179	100%	N=1752
Recreation centers or facilities	48%	N=845	36%	N=633	6%	N=102	1%	N=23	8%	N=149	100%	N=1752
Park maintenance	57%	N=1001	36%	N=634	4%	N=72	0%	N=5	3%	N=47	100%	N=1760
Trail maintenance	53%	N=932	37%	N=654	5%	N=92	1%	N=14	4%	N=68	100%	N=1759
Senior programs and services	19%	N=331	16%	N=284	3%	N=54	1%	N=18	61%	N=1066	100%	N=1753
Street lighting	30%	N=518	46%	N=814	17%	N=302	6%	N=105	1%	N=14	100%	N=1753
Street repair	27%	N=474	51%	N=903	17%	N=305	4%	N=65	1%	N=15	100%	N=1762
Traffic signal timing	19%	N=337	46%	N=813	23%	N=414	10%	N=184	1%	N=13	100%	N=1760
City streets as a whole	28%	N=491	59%	N=1031	12%	N=212	1%	N=21	0%	N=7	100%	N=1762
Streets in your neighborhood	34%	N=595	51%	N=892	13%	N=224	2%	N=40	0%	N=6	100%	N=1758
Sidewalks (5-foot wide concrete sidewalks) in your neighborhood	28%	N=495	39%	N=684	14%	N=252	7%	N=130	11%	N=197	100%	N=1757
Asphalt trails in your neighborhood	33%	N=584	40%	N=699	13%	N=220	3%	N=58	11%	N=185	100%	N=1746
Snow removal on City streets (excludes 494, 62 and County roads)	43%	N=763	40%	N=706	12%	N=209	3%	N=51	2%	N=34	100%	N=1764
Street sweeping on City streets (excludes 494, 62 and County roads)	35%	N=618	46%	N=804	10%	N=182	2%	N=36	6%	N=111	100%	N=1751

Please rate the quality of each of the following services in Eden Prairie:	Excellent		Good		Fair		Poor		Don't know		Total	
	%	N	%	N	%	N	%	N	%	N	%	N
Building inspections	17%	N=307	22%	N=387	5%	N=95	2%	N=30	53%	N=936	100%	N=1755
Assessing services	15%	N=262	21%	N=362	7%	N=114	2%	N=41	56%	N=979	100%	N=1758
City planning services	14%	N=240	19%	N=328	8%	N=138	2%	N=41	57%	N=1006	100%	N=1754
City engineering services	14%	N=241	18%	N=309	5%	N=79	2%	N=31	62%	N=1081	100%	N=1742
Housing and community services	16%	N=283	23%	N=393	7%	N=119	2%	N=40	52%	N=912	100%	N=1748
Drinking water	39%	N=678	43%	N=757	12%	N=203	5%	N=94	2%	N=27	100%	N=1760
Economic development	24%	N=426	39%	N=690	10%	N=183	2%	N=38	24%	N=412	100%	N=1749
Storm drainage	30%	N=515	45%	N=787	12%	N=202	2%	N=33	12%	N=207	100%	N=1743
Water and sewer services	37%	N=646	48%	N=832	7%	N=114	1%	N=20	8%	N=135	100%	N=1747
Utility billing	32%	N=557	47%	N=819	12%	N=204	3%	N=45	7%	N=120	100%	N=1745
Emergency preparedness (services that prepare the community for natural disasters or other emergency situations)	24%	N=419	29%	N=509	6%	N=106	2%	N=33	39%	N=680	100%	N=1747
Preservation of natural areas such as open space, parklands and wetlands	48%	N=838	38%	N=652	7%	N=123	3%	N=44	4%	N=76	100%	N=1733
Overall customer service by Eden Prairie employees (police, receptionists, planners, etc.)	44%	N=774	39%	N=686	6%	N=104	1%	N=21	9%	N=164	100%	N=1748
Overall quality of Eden Prairie services	42%	N=729	50%	N=874	5%	N=83	1%	N=17	3%	N=53	100%	N=1755

TABLE 26: QUESTION 8

Please rate how much of a problem, if at all, you feel airport noise is in your neighborhood:	Percent	Number
Not a problem	56%	N=993
Minor problem	34%	N=598
Major problem	6%	N=109
Extreme problem	4%	N=75
Total	100%	N=1775

TABLE 27: QUESTION 8

Please rate how much of a problem, if at all, you feel airport noise is in your neighborhood:	Percent	Number
Not a problem	56%	N=993
Minor problem	34%	N=598
Major problem	6%	N=109
Extreme problem	4%	N=75
Total	100%	N=1775

TABLE 28: QUESTION 9

How familiar are you, if at all, with each of the following events in Eden Prairie?	I have participated		I am aware but have not participated		I am not aware		Total	
Citywide Open House	15%	N=272	33%	N=575	52%	N=920	100%	N=1767
Eden Prairie Night to Unite	36%	N=625	37%	N=642	28%	N=490	100%	N=1758
Fourth of July Hometown Celebration	48%	N=845	33%	N=588	19%	N=326	100%	N=1759
Staring Lake Summer Concert Series	41%	N=726	43%	N=750	16%	N=284	100%	N=1760
Senior Awareness Month	3%	N=51	23%	N=396	75%	N=1311	100%	N=1758
Arts in the Park	20%	N=357	56%	N=983	24%	N=417	100%	N=1756
Community theater productions	21%	N=371	54%	N=946	25%	N=443	100%	N=1760
Movies in the Park	17%	N=303	60%	N=1049	23%	N=408	100%	N=1760
Fall Harvest Celebration	14%	N=241	40%	N=709	46%	N=805	100%	N=1755
PeopleFest! A Community Celebration of Culture	4%	N=70	34%	N=599	62%	N=1076	100%	N=1745

TABLE 29: QUESTION 9

How familiar are you, if at all, with each of the following events in Eden Prairie?	I have participated		I am aware but have not participated		I am not aware		Total	
Citywide Open House	15%	N=272	33%	N=575	52%	N=920	100%	N=1767
Eden Prairie Night to Unite	36%	N=625	37%	N=642	28%	N=490	100%	N=1758
Fourth of July Hometown Celebration	48%	N=845	33%	N=588	19%	N=326	100%	N=1759
Staring Lake Summer Concert Series	41%	N=726	43%	N=750	16%	N=284	100%	N=1760
Senior Awareness Month	3%	N=51	23%	N=396	75%	N=1311	100%	N=1758
Arts in the Park	20%	N=357	56%	N=983	24%	N=417	100%	N=1756
Community theater productions	21%	N=371	54%	N=946	25%	N=443	100%	N=1760
Movies in the Park	17%	N=303	60%	N=1049	23%	N=408	100%	N=1760
Fall Harvest Celebration	14%	N=241	40%	N=709	46%	N=805	100%	N=1755
PeopleFest! A Community Celebration of Culture	4%	N=70	34%	N=599	62%	N=1076	100%	N=1745

TABLE 30: QUESTION 10

In the last 12 months, about how many times, if ever, have you or other household members used any of the following Eden Prairie Parks and Recreation Department amenities?	Never		Once or twice		3 to 12 times		13 to 26 times		More than 26 times		Total	
	%	N	%	N	%	N	%	N	%	N	%	N
Large community parks (such as Staring Lake, Round Lake, Riley Lake and Miller Park)	9%	N=166	21%	N=360	32%	N=557	19%	N=332	19%	N=335	100%	N=1751
Smaller neighborhood parks	15%	N=257	22%	N=373	36%	N=611	14%	N=242	13%	N=230	100%	N=1714
Senior Center	85%	N=1470	9%	N=158	3%	N=53	1%	N=15	2%	N=27	100%	N=1723
Outdoor Center	62%	N=1074	24%	N=414	12%	N=204	1%	N=20	1%	N=10	100%	N=1722
Staring Lake Amphitheatre	55%	N=950	31%	N=532	13%	N=218	1%	N=24	0%	N=4	100%	N=1728
Staring Lake Observatory	84%	N=1453	14%	N=234	2%	N=31	0%	N=1	0%	N=2	100%	N=1721
Richard T. Anderson Conservation Area	71%	N=1221	18%	N=305	9%	N=157	1%	N=22	1%	N=22	100%	N=1726
Art Center	83%	N=1422	13%	N=221	3%	N=56	0%	N=8	0%	N=8	100%	N=1715
Community Center	32%	N=556	20%	N=341	18%	N=319	10%	N=176	20%	N=339	100%	N=1731

TABLE 31: QUESTION 10

In the last 12 months, about how many times, if ever, have you or other household members used any of the following Eden Prairie Parks and Recreation Department amenities?	Never		Once or twice		3 to 12 times		13 to 26 times		More than 26 times		Total	
	%	N	%	N	%	N	%	N	%	N	%	N
Large community parks (such as Staring Lake, Round Lake, Riley Lake and Miller Park)	9%	N=166	21%	N=360	32%	N=557	19%	N=332	19%	N=335	100%	N=1751
Smaller neighborhood parks	15%	N=257	22%	N=373	36%	N=611	14%	N=242	13%	N=230	100%	N=1714
Senior Center	85%	N=1470	9%	N=158	3%	N=53	1%	N=15	2%	N=27	100%	N=1723
Outdoor Center	62%	N=1074	24%	N=414	12%	N=204	1%	N=20	1%	N=10	100%	N=1722
Staring Lake Amphitheatre	55%	N=950	31%	N=532	13%	N=218	1%	N=24	0%	N=4	100%	N=1728
Staring Lake Observatory	84%	N=1453	14%	N=234	2%	N=31	0%	N=1	0%	N=2	100%	N=1721
Richard T. Anderson Conservation Area	71%	N=1221	18%	N=305	9%	N=157	1%	N=22	1%	N=22	100%	N=1726
Art Center	83%	N=1422	13%	N=221	3%	N=56	0%	N=8	0%	N=8	100%	N=1715
Community Center	32%	N=556	20%	N=341	18%	N=319	10%	N=176	20%	N=339	100%	N=1731

TABLE 32: QUESTION 11

Please rate each of the following Eden Prairie Parks and Recreation Department amenities:	Excellent		Good		Fair		Poor		Total	
	%	N	%	N	%	N	%	N	%	N
Large community parks (such as Staring Lake, Round Lake, Riley Lake and Miller Park)	65%	N=1050	31%	N=498	3%	N=47	1%	N=11	100%	N=1606
Smaller neighborhood parks	46%	N=689	45%	N=674	8%	N=126	0%	N=7	100%	N=1496
Senior Center	40%	N=123	46%	N=140	13%	N=39	2%	N=6	100%	N=307
Outdoor Center	40%	N=283	50%	N=353	10%	N=68	0%	N=3	100%	N=707
Staring Lake Amphitheatre	47%	N=460	46%	N=451	6%	N=60	1%	N=10	100%	N=981
Staring Lake Observatory	42%	N=162	49%	N=188	6%	N=22	3%	N=10	100%	N=382
Richard T. Anderson Conservation Area	46%	N=275	46%	N=273	6%	N=35	2%	N=10	100%	N=594
Art Center	36%	N=145	54%	N=217	7%	N=30	3%	N=10	100%	N=401
Community Center	54%	N=682	38%	N=479	5%	N=66	2%	N=26	100%	N=1252

TABLE 33: QUESTION 11

Please rate each of the following Eden Prairie Parks and Recreation Department amenities:	Excellent		Good		Fair		Poor		Don't know		Total	
	%	N	%	N	%	N	%	N	%	N	%	N
Large community parks (such as Staring Lake, Round Lake, Riley Lake and Miller Park)	61%	N=1050	29%	N=498	3%	N=47	1%	N=11	7%	N=122	100%	N=1728
Smaller neighborhood parks	40%	N=689	39%	N=674	7%	N=126	0%	N=7	13%	N=218	100%	N=1714
Senior Center	7%	N=123	8%	N=140	2%	N=39	0%	N=6	82%	N=1397	100%	N=1704
Outdoor Center	17%	N=283	21%	N=353	4%	N=68	0%	N=3	58%	N=989	100%	N=1696
Staring Lake Amphitheatre	27%	N=460	26%	N=451	4%	N=60	1%	N=10	42%	N=724	100%	N=1705
Staring Lake Observatory	10%	N=162	11%	N=188	1%	N=22	1%	N=10	78%	N=1322	100%	N=1704
Richard T. Anderson Conservation Area	16%	N=275	16%	N=273	2%	N=35	1%	N=10	65%	N=1108	100%	N=1701
Art Center	9%	N=145	13%	N=217	2%	N=30	1%	N=10	76%	N=1285	100%	N=1686
Community Center	40%	N=682	28%	N=479	4%	N=66	2%	N=26	27%	N=462	100%	N=1714

TABLE 34: QUESTION 12

Please rate how safe or unsafe you feel in the following areas of Eden Prairie:	Very safe		Somewhat safe		Neither safe nor unsafe		Somewhat unsafe		Very unsafe		Total	
Eden Prairie Center mall	68%	N=1169	24%	N=419	4%	N=68	3%	N=53	1%	N=9	100%	N=1717
Paths or walking trails	52%	N=883	37%	N=625	7%	N=114	3%	N=45	1%	N=20	100%	N=1687
Retail parking lots	56%	N=948	34%	N=583	6%	N=103	4%	N=64	0%	N=7	100%	N=1705
Your neighborhood	69%	N=1185	25%	N=434	3%	N=45	3%	N=47	0%	N=3	100%	N=1714
Parks and open space	59%	N=992	34%	N=567	5%	N=86	2%	N=38	0%	N=5	100%	N=1688

TABLE 35: QUESTION 12

Please rate how safe or unsafe you feel in the following areas of Eden Prairie:	Very safe		Somewhat safe		Neither safe nor unsafe		Somewhat unsafe		Very unsafe		Don't know		Total	
Eden Prairie Center mall	68%	N=1169	24%	N=419	4%	N=68	3%	N=53	1%	N=9	1%	N=13	100%	N=1730
Paths or walking trails	51%	N=883	36%	N=625	7%	N=114	3%	N=45	1%	N=20	2%	N=34	100%	N=1720
Retail parking lots	55%	N=948	34%	N=583	6%	N=103	4%	N=64	0%	N=7	1%	N=11	100%	N=1716
Your neighborhood	69%	N=1185	25%	N=434	3%	N=45	3%	N=47	0%	N=3	0%	N=4	100%	N=1718
Parks and open space	58%	N=992	33%	N=567	5%	N=86	2%	N=38	0%	N=5	2%	N=30	100%	N=1718

TABLE 36: QUESTION 13

Please rate how much of a problem, if at all, you feel each of the following is in Eden Prairie.	Not a problem		Minor problem		Moderate problem		Major problem		Extreme problem		Total	
	%	N	%	N	%	N	%	N	%	N	%	N
Traffic speeding	31%	N=526	39%	N=664	20%	N=347	7%	N=112	3%	N=48	100%	N=1697
Stop sign violations in your neighborhood	51%	N=844	29%	N=473	12%	N=205	6%	N=93	2%	N=37	100%	N=1651
Violent crime	63%	N=969	27%	N=423	8%	N=123	1%	N=22	0%	N=1	100%	N=1537
Drugs	48%	N=631	28%	N=366	18%	N=244	4%	N=53	2%	N=29	100%	N=1324
Youth crimes	43%	N=579	36%	N=487	17%	N=223	2%	N=32	2%	N=23	100%	N=1345
Vandalism and property crimes	33%	N=496	41%	N=623	19%	N=293	5%	N=76	2%	N=29	100%	N=1517
Identity theft	56%	N=600	24%	N=253	14%	N=151	5%	N=48	1%	N=11	100%	N=1064

TABLE 37: QUESTION 13

Please rate how much of a problem, if at all, you feel each of the following is in Eden Prairie.	Not a problem		Minor problem		Moderate problem		Major problem		Extreme problem		Don't know		Total	
	%	N	%	N	%	N	%	N	%	N	%	N	%	N
Traffic speeding	31%	N=526	39%	N=664	20%	N=347	7%	N=112	3%	N=48	1%	N=17	100%	N=1714
Stop sign violations in your neighborhood	49%	N=844	27%	N=473	12%	N=205	5%	N=93	2%	N=37	4%	N=69	100%	N=1721
Violent crime	57%	N=969	25%	N=423	7%	N=123	1%	N=22	0%	N=1	10%	N=177	100%	N=1714
Drugs	37%	N=631	21%	N=366	14%	N=244	3%	N=53	2%	N=29	23%	N=391	100%	N=1715
Youth crimes	34%	N=579	28%	N=487	13%	N=223	2%	N=32	1%	N=23	22%	N=372	100%	N=1717
Vandalism and property crimes	29%	N=496	36%	N=623	17%	N=293	4%	N=76	2%	N=29	12%	N=201	100%	N=1718
Identity theft	35%	N=600	15%	N=253	9%	N=151	3%	N=48	1%	N=11	38%	N=651	100%	N=1715

TABLE 38: QUESTION 14

Have you had contact with the Eden Prairie Police Department within the last 12 months through any of the following?	No		Yes		Total	
	%	N	%	N	%	N
Report a crime	87%	N=1472	13%	N=228	100%	N=1700
Animal Control	91%	N=1555	9%	N=146	100%	N=1701
Services such as medical assistance	92%	N=1557	8%	N=143	100%	N=1699
Assistance with a car lockout	98%	N=1659	2%	N=40	100%	N=1699
Community programs	83%	N=1403	17%	N=293	100%	N=1696
Schools (Liaison Officers)	93%	N=1572	7%	N=113	100%	N=1684
Senior programs	96%	N=1629	4%	N=62	100%	N=1691
Eden Prairie Night to Unite	80%	N=1360	20%	N=331	100%	N=1691
Safety Camp	96%	N=1612	4%	N=63	100%	N=1675
Citywide Open House	92%	N=1540	8%	N=133	100%	N=1673

TABLE 39: QUESTION 14

Have you had contact with the Eden Prairie Police Department within the last 12 months through any of the following?	No		Yes		Don't know		Total	
	%	N	%	N	%	N	%	N
Report a crime	86%	N=1472	13%	N=228	1%	N=19	100%	N=1719
Animal Control	91%	N=1555	9%	N=146	1%	N=16	100%	N=1717
Services such as medical assistance	91%	N=1557	8%	N=143	1%	N=17	100%	N=1717
Assistance with a car lockout	97%	N=1659	2%	N=40	1%	N=19	100%	N=1718
Community programs	82%	N=1403	17%	N=293	1%	N=21	100%	N=1717
Schools (Liaison Officers)	92%	N=1572	7%	N=113	2%	N=31	100%	N=1716
Senior programs	95%	N=1629	4%	N=62	1%	N=23	100%	N=1714
Eden Prairie Night to Unite	79%	N=1360	19%	N=331	1%	N=25	100%	N=1716
Safety Camp	94%	N=1612	4%	N=63	2%	N=38	100%	N=1712
Citywide Open House	90%	N=1540	8%	N=133	2%	N=41	100%	N=1713

TABLE 40: QUESTION 15

Overall, how would you rate your contact with the Eden Prairie Police Department?	Percent	Number
Excellent	58%	N=713
Good	34%	N=413
Fair	6%	N=77
Poor	2%	N=21
Total	100%	N=1225

TABLE 41: QUESTION 15

Overall, how would you rate your contact with the Eden Prairie Police Department?	Percent	Number
Excellent	42%	N=713
Good	24%	N=413
Fair	5%	N=77
Poor	1%	N=21
Don't know	28%	N=470
Total	100%	N=1696

TABLE 42: QUESTION 16

Are you aware that the City of Eden Prairie's firefighters are volunteer (non-career) firefighters?	Percent	Number
Yes, I was aware	61%	N=1042
No, I was not aware until now	39%	N=677
Total	100%	N=1719

TABLE 43: QUESTION 16

Are you aware that the City of Eden Prairie’s firefighters are volunteer (non-career) firefighters?	Percent	Number
Yes, I was aware	61%	N=1042
No, I was not aware until now	39%	N=677
Total	100%	N=1719

TABLE 44: QUESTION 17

The City of Eden Prairie owns and operates three municipal liquor stores. Annually the liquor stores contribute approximately \$800,000 to capital and public improvement projects in Eden Prairie related to trails, parks, and playgrounds. To what extent do you support the City continuing to operate its municipal liquor stores?	Percent	Number
Strongly support	48%	N=778
Somewhat support	30%	N=486
Somewhat oppose	13%	N=205
Strongly oppose	10%	N=163
Total	100%	N=1632

TABLE 45: QUESTION 17

The City of Eden Prairie owns and operates three municipal liquor stores. Annually the liquor stores contribute approximately \$800,000 to capital and public improvement projects in Eden Prairie related to trails, parks, and playgrounds. To what extent do you support the City continuing to operate its municipal liquor stores?	Percent	Number
Strongly support	45%	N=778
Somewhat support	28%	N=486
Somewhat oppose	12%	N=205
Strongly oppose	9%	N=163
Don't know	6%	N=103
Total	100%	N=1735

TABLE 46: QUESTION 18

In the last 12 months, about how many times, if ever, have you or other household members visited each of the City's three liquor stores?	Never		Once or twice		3 to 12 times		13 to 26 times		More than 26 times		Total	
Prairie Village Mall/Kowalski's store	47%	N=786	22%	N=369	24%	N=405	4%	N=71	2%	N=32	100%	N=1664
Den Road/Cub Foods store	41%	N=685	22%	N=374	27%	N=457	6%	N=102	4%	N=66	100%	N=1684
Prairie View Mall/Lunds & Byerlys store	48%	N=809	22%	N=367	23%	N=384	5%	N=89	2%	N=30	100%	N=1678

TABLE 47: QUESTION 19

If you have visited any of the City's three liquor stores in the last 12 months, please rate your impression of each of the following:	Excellent		Good		Fair		Poor		Total	
Product selection	39%	N=500	49%	N=629	11%	N=147	1%	N=15	100%	N=1291
Prices of products	19%	N=244	36%	N=469	30%	N=387	15%	N=192	100%	N=1292
Courtesy and friendliness of staff	62%	N=818	32%	N=416	5%	N=70	1%	N=10	100%	N=1313

TABLE 48: QUESTION 19

If you have visited any of the City's three liquor stores in the last 12 months, please rate your impression of each of the following:	Excellent		Good		Fair		Poor		Don't know		Total	
Product selection	31%	N=500	40%	N=629	9%	N=147	1%	N=15	19%	N=298	100%	N=1589
Prices of products	15%	N=244	30%	N=469	24%	N=387	12%	N=192	19%	N=294	100%	N=1587
Courtesy and friendliness of staff	51%	N=818	26%	N=416	4%	N=70	1%	N=10	17%	N=275	100%	N=1589

TABLE 49: QUESTION 20

Thinking about the relationship between the rights of individual property owners and the interests of the wider community regarding property development, please select which one of the following best reflects your view about the City's efforts to create a balance.	Percent	Number
The City puts a higher emphasis on the rights of individual property owners and not enough on the interests of the wider community	7%	N=70
The City fosters an equal balance between the rights of individual property owners and the interests of the wider community	65%	N=627
The City puts a higher emphasis on the interests of the wider community and not enough on the rights of individual property owners	27%	N=263
Total	100%	N=960

TABLE 50: QUESTION 20

Thinking about the relationship between the rights of individual property owners and the interests of the wider community regarding property development, please select which one of the following best reflects your view about the City's efforts to create a balance.	Percent	Number
The City puts a higher emphasis on the rights of individual property owners and not enough on the interests of the wider community	4%	N=70
The City fosters an equal balance between the rights of individual property owners and the interests of the wider community	36%	N=627
The City puts a higher emphasis on the interests of the wider community and not enough on the rights of individual property owners	15%	N=263
Don't know	44%	N=758
Total	100%	N=1718

TABLE 51: QUESTION 21

With which of the following departments have you had contact (email, in-person or phone) in the last 12 months?		
Number	Percent	
N=512	30%	I have not contacted the City
N=248	15%	General information
N=61	4%	City Manager
N=471	28%	Police
N=104	6%	Fire
N=194	12%	Utilities and Water
N=29	2%	Human Resources
N=147	9%	Outdoor Center
N=313	19%	Recreation
N=91	5%	Park Maintenance
N=46	3%	Planning/Economic Development
N=196	12%	Building Inspections
N=61	4%	Assessing
N=78	5%	City Clerk
N=42	3%	Housing and Community Services
N=91	5%	Art Center
N=210	13%	Utility Billing
N=137	8%	Street Maintenance
N=58	3%	Engineering
N=530	32%	Community Center
N=111	7%	Senior Center
N=28	2%	Communications
N=48	3%	Environmental Services
N=66	4%	Other

Total may exceed 100% as respondents could select more than one answer.

TABLE 52: QUESTION 22

What was your impression of City employees in your most recent contact?	Excellent		Good		Fair		Poor		Total	
	%	N	%	N	%	N	%	N	%	N
Knowledge	58%	N=654	36%	N=406	5%	N=60	2%	N=17	100%	N=1137
Courtesy	65%	N=734	28%	N=315	4%	N=49	2%	N=25	100%	N=1124
Responsiveness	59%	N=669	33%	N=371	6%	N=63	3%	N=33	100%	N=1136
Follow-up (got back to you or took action if needed)	57%	N=552	32%	N=308	6%	N=61	6%	N=55	100%	N=977
Overall customer service	59%	N=672	33%	N=378	5%	N=57	2%	N=26	100%	N=1134

TABLE 53: QUESTION 22

What was your impression of City employees in your most recent contact?	Excellent		Good		Fair		Poor		Don't know		Total	
	%	N	%	N	%	N	%	N	%	N	%	N
Knowledge	54%	N=654	34%	N=406	5%	N=60	1%	N=17	5%	N=63	100%	N=1200
Courtesy	62%	N=734	27%	N=315	4%	N=49	2%	N=25	5%	N=58	100%	N=1181
Responsiveness	56%	N=669	31%	N=371	5%	N=63	3%	N=33	4%	N=48	100%	N=1184
Follow-up (got back to you or took action if needed)	47%	N=552	26%	N=308	5%	N=61	5%	N=55	16%	N=191	100%	N=1168
Overall customer service	57%	N=672	32%	N=378	5%	N=57	2%	N=26	4%	N=48	100%	N=1182

TABLE 54: QUESTION 23

Have you accessed the City of Eden Prairie website (edenprairie.org) in the last 12 months?	Percent	Number
No	34%	N=588
Yes	66%	N=1123
Total	100%	N=1711

TABLE 55: QUESTION 24

Please rate the following aspects of the Eden Prairie website.	Excellent		Good		Fair		Poor		Total	
Appearance	34%	N=378	55%	N=611	9%	N=95	3%	N=29	100%	N=1112
Online information and services offered	32%	N=349	55%	N=597	11%	N=121	2%	N=19	100%	N=1086
Ease of navigation/ability to find information	25%	N=270	46%	N=504	23%	N=254	6%	N=65	100%	N=1093
Search function	23%	N=222	49%	N=463	21%	N=200	7%	N=68	100%	N=953
Online registration for recreation programs	29%	N=216	50%	N=366	16%	N=121	5%	N=36	100%	N=739

TABLE 56: QUESTION 24

Please rate the following aspects of the Eden Prairie website.	Excellent		Good		Fair		Poor		Don't know		Total	
Appearance	34%	N=378	54%	N=611	8%	N=95	3%	N=29	1%	N=11	100%	N=1123
Online information and services offered	32%	N=349	54%	N=597	11%	N=121	2%	N=19	1%	N=16	100%	N=1102
Ease of navigation/ability to find information	24%	N=270	46%	N=504	23%	N=254	6%	N=65	1%	N=11	100%	N=1105
Search function	20%	N=222	42%	N=463	18%	N=200	6%	N=68	14%	N=151	100%	N=1104
Online registration for recreation programs	20%	N=216	33%	N=366	11%	N=121	3%	N=36	33%	N=364	100%	N=1103

TABLE 57: QUESTION 25

The City publishes a quarterly newsletter called “Life in the Prairie,” which is mailed to all Eden Prairie households. Do you read this newsletter?	Percent	Number
No	21%	N=366
Yes	79%	N=1343
Total	100%	N=1709

TABLE 58: QUESTION 26

How would you rate the quality of the “Life in the Prairie” newsletter?	Percent	Number
Excellent	27%	N=353
Good	63%	N=831
Fair	9%	N=121
Poor	1%	N=18
Total	100%	N=1323

TABLE 59: QUESTION 26

How would you rate the quality of the “Life in the Prairie” newsletter?	Percent	Number
Excellent	26%	N=353
Good	62%	N=831
Fair	9%	N=121
Poor	1%	N=18
Don't know	1%	N=15
Total	100%	N=1337

TABLE 6o: QUESTION 27

Which, if any, of the following newspapers do you receive at your home:	Percent	Number
Star Tribune	41%	N=461
Eden Prairie News	75%	N=841
Eden Prairie Sun Current	30%	N=332

Total may exceed 100% as respondents could select more than one answer.

TABLE 61: QUESTION 28

Please indicate how much of a source, if at all, you consider each of the following to be for obtaining information about the City government and its activities, events and services:	Major source		Minor source		Not a source		Total	
Life in the Prairie (quarterly City newsletter)	23%	N=368	52%	N=827	25%	N=403	100%	N=1597
City Website (edenprairie.org)	36%	N=574	41%	N=647	23%	N=366	100%	N=1587
CITY NEWS email/text subscription	26%	N=401	27%	N=419	47%	N=726	100%	N=1546
EPTV government access cable channel	2%	N=37	13%	N=195	85%	N=1297	100%	N=1529
City Council and/or Planning Commission meeting broadcasts	4%	N=64	16%	N=250	79%	N=1214	100%	N=1528
Nextdoor	17%	N=265	24%	N=368	59%	N=914	100%	N=1546
Facebook	17%	N=263	26%	N=396	57%	N=888	100%	N=1548
Twitter	6%	N=90	12%	N=186	82%	N=1246	100%	N=1522
Parks and Recreation Program Guide (3 per year)	37%	N=581	39%	N=617	23%	N=365	100%	N=1563
Star Tribune	14%	N=215	31%	N=466	55%	N=843	100%	N=1524
Eden Prairie Sun Current	22%	N=333	23%	N=348	55%	N=831	100%	N=1513
Eden Prairie News	44%	N=681	24%	N=369	32%	N=499	100%	N=1550
Local TV/radio stations	19%	N=285	38%	N=582	44%	N=669	100%	N=1535
Word of mouth from family, friends or neighbors	39%	N=625	48%	N=772	13%	N=202	100%	N=1599

TABLE 62: QUESTION 29

Are you familiar with the City’s Sustainable Eden Prairie program that works to educate, encourage, and implement practices to protect our environment and natural resources?	Percent	Number
Yes, I am familiar and I have participated	8%	N=143
Yes, I am familiar and I would consider participating	18%	N=312
Yes, I am familiar, but I would not participate	9%	N=155
No, I am not familiar, but I may consider participating	45%	N=753
No, I am not familiar and I would not consider participating	19%	N=328
Total	100%	N=1689

TABLE 63: QUESTION 30

If you are willing to participate in the Sustainable Eden Prairie program, please indicate how likely you would be to participate in the following focus areas:	Very likely		Likely		Not at all likely		Total	
Water conservation	32%	N=428	45%	N=599	23%	N=313	100%	N=1339
Energy reduction	33%	N=444	45%	N=609	21%	N=285	100%	N=1338
Solid waste reduction, reuse, or recycling	44%	N=587	40%	N=536	17%	N=225	100%	N=1349
Native landscaping	31%	N=418	37%	N=496	32%	N=433	100%	N=1347

APPENDIX C: VERBATIM RESPONSES TO OPEN-ENDED SURVEY QUESTION

Following are verbatim responses to the open-ended question on the survey. Because these responses were written by survey participants, they are presented here in verbatim form, including any typographical, grammar or other mistakes. The responses are grouped by category and are in alphabetical order.

QUESTION 4: WHAT ONE THING DO YOU LIKE MOST, IF ANYTHING, ABOUT LIVING IN EDEN PRAIRIE?

OPEN SPACES/PARKS/TRAILS/NATURAL ENVIRONMENT

- 1. EPHA extra-curricular activities. 2. Parks and trails.
- A great selection of parks and the ability to Rollerblade or bike between them.
- A lot of natural beauty has been preserved.
- Able to bike to work.
- Abundance of parks and natural settings.
- Abundant natural/ green spaces.
- Access to bike trails, parks and good community ed programs
- Access to green spaces and trails, education
- Access to nature
- Access to nature as well as stores, restaurants, a nice balance between the calm country feeling and a city life. Very happy about the renovations to the parks! And I love Staring Lake
- Access to parki
- Access to parks and recreation opportunities. Beautiful walking trails, lakes, and playgrounds.
- Access to parks and trails
- Access to parks and trails
- Access to parks and trails, convenience in metro location
- Access to parks and trails. Close enough to Downtown, but far enough to enjoy nature.
- Access to parks, freeways, work and downtown Mpls
- access to parks, trails and open spaces.
- access to parks, walking trails and recreation
- Access to parks.
- All of the green space and walking trails
- ALL OF THE PARKS AND TRAILS!
- All the critters in my back yard (especially the deer)
- All the green space and access to dog parks.
- All the natural areas full of wildlife.
- All the parks
- All the parks and trails
- All the parks and trails and the fact it has just about everything I need shopping wise
- All the parks!!
- All the parks/lakes.
- All the paved bike paths.
- All the trails and neighborhood parks. Especially the more natural areas (I live near Eden Brook conservation area)
- All the wildlife I see. Deer, Fox, coyotes, eagles. The nature and mature trees.

- Amazing trail system
- Anderson Lakes Preserve. Great police & fire volunteers and workers. Great snow plowing and road maintenance.
- As a corner stone to the city, it's so lush with natural habitat still. I see deer and wildlife around my neighborhood. People walking, biking and over all healthy life. What I like most about EP is the feeling of being upscale yet relaxed and cosmopolitan at the same time. It's a great lifestyle out here.
- As a runner, I like the variety of paths and routes I can take to 'mix it up'.
- Availability of parks & trails, natural beauty.
- Availability of parks and recreation/natural areas
- Beautiful neighborhoods and parks
- Beautiful park and open spaces.
- BEAUTIFUL PARKS, TRAILS AND NEIGHBORHOODS.
- Beauty
- Beauty of it
- Beauty.
- Being close to parks, conservation area
- Big suburb with good parks & community activities
- Bike paths.
- Bike trails
- Bike trails
- Bike trails and walking paths
- bike trails, parks, community center
- Bike trails, parks, Purgatory Creek Area.
- Biking and walking paths
- Biking trails !
- Bryant lake dog park, good mall
- close proximity to bike trails and Three Rivers Parks
- Close proximity to surrounding areas i.e. downtown.
- close to activities, parks
- Community parks and programming.
- Conservation areas are A+ ... it's nice to have non-developed parks
- Do a great job of parks and keeping them up to date and clean.
- Dog park!
- Ease of getting around and parks, golf courses, tennis courts.
- Easy access to parks and playgrounds.
- Eden Prairie is very family friendly and has wonderful parks and trails.
- Eden Prairie offers many wonderful parks, lakes and trails/wooded areas while at the same time offering easy access to many shopping and business. Great community programs and events for youth and wonderful police staff in my interactions with them.
- Environment, I live in the Preserve, the amount of nature and parks. Location within Twin Cities and access to freeways.
- Environment, safety, good services
- Established greenery
- Everything we need right here! Beautiful parks and nature areas.
- Excellent park system
- Excellent trail system that is maintained year round
- Excellent trails

- Fantastic greenbelt/outdoor environments to enjoy.
- Feels small town w/ all opportunities of large city.
- Friendly environment of living, somewhat stable real estate market.
- Good mix of residential, commercial and green space
- Good parks & natural areas.
- Good parks.
- Good parks; well maintained.
- Great outdoor areas with lots of parks and trails throughout the community! The green space makes you feel like you have more of a country setting but you're still only a few minutes away from most food and shopping you may need. I think this is an important part of the city that should continue to be sustained!
- Great outdoor spaces, especially hiking trails such as Lower Purgatory Creek
- Great parks and public spaces
- Great parks and trails!
- Great parks and trails, city services
- Great parks/outdoor spaces - sidewalks and paths are generally very well maintained
- Great trail systems for walking, running, cycling year round
- Great trails and park system
- Great walking biking opportunities day and night-all year
- Green space
- green space
- Green space, trails and parks.
- Green space, wildlife.
- Green space: mature trees, walking paths
- Green spaces
- Green spaces
- Green spaces, Big woods.
- Green spaces, homes not built on top of each other, lots of trails etc.
- Green spaces, parks, walking paths, lakes
- Green well engineered and maintained roads.
- greenery
- How beautiful it is...nature, lakes, trails.
- how much open green space there is. Community facilities.
- How well connected Eden Prairie is to the major, regional bike trails that go all over the city.
- I appreciate all the parks/trails
- I enjoy the parks and walking trails.
- I enjoy walking the sidewalks and the paths.
- I have woods in my back yard and this gives me a real feel of openness, my neighbors aren't crowded around me.
- I LIKE HOW CLOSE TOGETHER EVERYTHING IS, LANDSCAPE & LAW ENFORCEMENT.
- I like the all the parks in Eden Peairie.
- I like the excellent system of parks and trails. I have many standard walking routes along the LRT and around Staring Lake, Round Lake, Rice Marsh Lake, and Purgatory Creek.
- I like the natural environment in my neighbor
- I like the overall quality of the natural environment and the dedication to preservation of natural land. In my opinion, this is unprecedented and unmatched compared to other Minneapolis suburbs.
- I like the Park and Rec offerings for all age groups.

- I like the parks and open areas. Particularly Richard T. Anderson and Riley Woods.
- I like the parks and trail systems and feeling like it's a safe place to take a walk.
- I like the prevalence of parks and open space
- I like the walking path has except when they are not cleared in the winter. The city also does not enforce shoveling ordinances for a private homes, thereby making walking on sidewalks very dangerous.
- I like the woods and watching the animals and birds. I think it is important to have nature around us.
- I live near the mall and the city is quite walkable for a suburb but it could do more to become pedestrian friendly. Anderson Lake Boulevard could use more stop lights or four way stops. The perimeter drive around the mall could use crosswalks and sidewalks between Prairie Center Drive. How about housing as part of the area at the mall? Why is there no walk or trail around Anderson Lake?
- I love all of the outdoor bike and walking trails, especially the one by my house.
- I love all of the parks throughout the city.
- I love all the beautiful parks and quick access to down town and other surrounding suburbs.
- I love the accessibility to trails, parks, and the many outdoor activities EP has to offer. And in the winter, I appreciate the amount of effort that the city puts into keeping these things accessible by removing snow, etc.
- I love the green areas and foliage. I don't have to go far to find a park or a lake. It feels much less industrial than other cities.
- I love the green space, trails, and preserves the most. Access to outdoors/nature is a top priority for our family since we enjoy dog walking and bike riding. It is the main reason we chose to live in EP over Edina.
- I love the many bike trails.
- I love the nature trails that lead to so many locations.
- I love the open spaces.
- I love the parks and the access we have to trails and nature
- I love the parks and the community activities. There is a sense of community.
- I love the parks and the community center! Absolutely wonderful!
- I love the parks, trails and green spaces.
- I love the trails and parks!
- I love the wide sidewalks/trails that run throughout the city. We have great parks and playgrounds. I love living near the mall and businesses.
- Incredible trail system & Parks
- It brings nature to the city, love that its basically a huge walking path, plenty of opportunity to get outside and be active.
- It feels like a relatively safe city to live in and the amenities are nice such as the parks.
- It's a beautiful community! It's very well maintained. Has many different choices/opportunities for education K-12.
- It's a very nice suburb, with lots of parks & walking trails, convenient shopping
- It's beautiful. The parks, the trees, the lakes.
- It's forested with beautiful parks and trails
- It's like a little slice of heaven. Beautiful surroundings and a high standard of living.
- Its natural beauty. EP's trails, trees and parks.
- It's pretty.
- It's so scenic here.
- Lake Riley.

- LAKES & TRAILS.
- Lakes and parks, playground for children.
- lakes and trails
- Like the trails
- Lots and f activities for adults and children
- Lots of nice parks and lakes to enjoy. Also the community center.
- Lots of open space. EP Football
- Lots of parks , bikeways, and walking trails
- Lots of parks and recreation, entertainment opportunities.
- Lots of parks, trails.
- Lots of parks.
- Lots of places to walk.
- Malls and parks for youth sports
- Many beautiful parks to get outside, explore, walk, run, and soak in the natural beauty of the area.
- Many easily accessible parks and trails
- Music at Staring Lake, the walking trails
- My church Pax Christi; walking trails, stop lights too long; waiting at a light when there is no traffic coming.
- Natural areas and landscape filled with trees
- Natural areas.
- Natural beauty
- Natural enironment
- Natural environment and outdoor opportunities
- natural environment and outdoor recreation
- Natural environment, closeness to shopping.
- NATURAL ENVIRONMENT.
- Natural setting with numerous parks.
- Natural spaces
- Natural, open feel of my yard/neighborhood.
- Natural. Setting.
- Nature
- Nature access
- Nature and environment
- Nature and lakes...
- Nature and parks.
- Nature and trails
- Nature spaces. Good schools
- Nature trails, natural spaces
- Nature trails.
- Nature, open spaces, parks and like trails.
- Nature/trees/parks.
- Near freeways
- Neighborhood walking trails and parks.
- Nice outdoor lakes/parks. Easy to get around. Great schools and teachers.
- Open areas and quantity of Wildlife
- Open natural spaces, grassland, native landscaping, wild flowers, wet land.
- Open roads, proximity to nature and parks.

- Open spaces
- open spaces
- Open spaces, well maintained parks & trails.
- Open/green spaces.
- Openness / parks / suburban versus city
- Open-ness of trails and parks.
- OPENNESS, NON-URBAN ENVIRONMENT.
- Organized well. Good park system.
- Our Park and Street Departments do an excellent job keeping things nice for everyone. Our street snow removal is excellent.
- Our Parks
- Our walking trails
- Outdoor access
- Outdoor opportunities Trails etc.
- Outdoor opportunities (trails, lakes, parks, etc.)
- Outdoor space
- Outside spaces/parks
- Overall it's an excellent place to live, like the parks/trails.
- Park and recreation options
- Park and trail system
- Park and trail system
- Park and trail system
- Park and trail system.
- Park and trails everywhere.
- Park system
- Park system
- Park system and trails.
- park system, ep mall
- Park system, trails, sports activities for children and adults
- Parks
- Parks
- parks
- parks
- Parks
- parks
- Parks
- Parks
- Parks
- Parks
- parks
- Parks
- Parks & bike paths.
- Parks & green spaces- Staring Lake.
- Parks & natural environment
- Parks & open spaces.
- Parks & police.
- Parks & trail system

- Parks & trails
- Parks & trails
- Parks & trails.
- Parks & trails.
- Parks and bike paths.
- Parks and bike trails
- PARKS AND BIKE TRAILS.
- Parks and Community Center
- Parks and natural areas.
- Parks and natural setting in suburbia
- Parks and nature feel more rural with the convenience of being a suburb
- Parks and Nature reserves. Also excellent police department.
- Parks and nice spaces. Quality education.
- Parks and open areas.
- Parks and open spaces.
- Parks and people! We love the outstanding natural areas, hiking trails, and lakes. We also love the diversity of people in this community--so pleased to have mixed income housing neighborhoods, as well as multi-ethnic, multi-national citizens.
- Parks and playgrounds
- Parks and public spaces are well planned and well cared for
- Parks and Rec opportunities.
- Parks and recreation
- parks and recreation opportunities
- Parks and recreation.
- Parks and Trails
- Parks and trails
- Parks and trails
- parks and trails
- Parks and trails
- Parks and trails
- Parks and trails
- Parks and trails
- Parks and trails
- Parks and trails
- Parks and trails
- parks and trails
- parks and trails
- Parks and trails and Community Center
- Parks and trails are relatively well maintained
- Parks and trails are varied and well maintained.
- Parks and trails, responsive management and quality program offerings.
- Parks and trails.
- Parks and trails.
- Parks and trails.
- Parks and trails.
- Parks and Walking Paths
- Parks and walking trails
- parks and walking trails

- Parks and walking trails
- Parks are awesome! Family friendly and clean
- Parks are nice.
- Parks- natural settings.
- Parks! Ease of access and the level of maintenance.
- Parks, beaches and other recreational opportunities.
- Parks, bike paths, green space.
- Parks, bike/walking paths.
- PARKS, COMMUNITY CENTER, WATER QUALITY.
- parks, convenience
- Parks, green areas, trails.
- Parks, lakes, natural spaces, trails
- Parks, nature, free space...
- Parks, paths and nature access
- Parks, plowing, community education, senior center
- parks, schools,community
- Parks, trails
- Parks, Trails and Bike Trails
- Parks, trails and walkways.
- Parks, trails, bike paths
- Parks, trails, proximity to many stores/businesses.
- Parks, trails, schools, general layout of the city
- Parks, trails.
- Parks, walking paths and nature
- Parks, walking paths, lakes. I love EPs commitment to green space & recreation
- Parks.
- Parks.
- Parks.
- Parks. We have so many wonderful places to walk, bike, and play.
- PARKS/ NATURE.
- Parks/bike trails.
- Parks/green space.
- Parks/trails
- Parks-options for walking
- Paths and park systems.
- Perfect combination of city and nature/outdoor recreational trails, parks, scenery, etc.
- Plentiful parks.
- Plenty of preserved natural areas, thus the name Eden PRAIRIE.
- Pretty parks
- Proximity to nature
- Proximity to parks and open space.
- Proximity to parks and trails. These are also well maintained.
- Recreational opportunities.
- Rolling hills and parks with curved road communities and not a grid like system
- Safety and access to parks, trails, and shopping options
- Safety, parks
- Safety, parks, restaurant options.
- Sidewalks, Trails, and good street lighting

- Spread out with a lot of natural parks and river valley etc.
- Staring lake trail
- Starring Lake
- stores, parks, lakes, bike trails
- The % of the of total square miles in the city devoted to parks and recreation.
- The ability to go on a walk and enjoy trees and a relative bucolic atmosphere.
- The abundance of walking and biking trails that are well maintained all year round.
- The access to parks for children.
- The access to parks, trails and natural ares.
- The access to trails, parks, and outdoor spaces through Eden Prairie.
- The access to walking sidewalks
- The amount of nature in my back yard, yet I live so close to everything I need.
- THE AMOUNT OF PARKS & TRAILS- OUTDOOR ACTIVITIES.
- The amount of parks, and how kept up they are.
- The Anderson Lake off ramp
- The Anderson Preserve. The trees, trails, creek and natural beauty is one of the most peaceful places on the planet. Thank you for providing such a heavenly park. Please do not sell it and build on it EVER!! Overall, the parks in Eden Prairie are simply amazing and make it one of the best places to live. The Community Center is fantastic. The upgrades have been marvelous. What an amazing community space.
- The availability of parks and outdoor activities.
- The beauty of the environment.
- the bike trails and parks
- The civic pride of the citizens of Eden Prairie and the OUTSTANDING JOB the Parks and Recreation Department is doing!!!
- The community center and all of the parks and trails
- The community. We place a high value on parks and safety.
- The consistently well maintained public areas, parks, roads, and neighborhoods.
- The emphasis on environment. There are several parks and natural habitats.
- The green space.
- The high importance put on trails, parks and natural resources. The number of events available to go out and experience these is really good.
- The interface of suburban living and natural habitats. Not overdeveloped. Lower taxes
- the lakes and parks
- The marsh behind my house.
- The mix of nature, wetlands and residential spaces.
- The natural areas and parks. We have dogs, and especially like Staring Lake and the dog park there. Our home also overlooks a beautiful natural space with lots of wildlife.
- The natural areas including the bluffs
- The natural beauty and the efforts to keep it that way.
- The natural beauty of the lakes and trees. Great schools!
- The natural environment...the river bluff, Purgatory Park Recreation Area, Nine Mile Creek Watershed, and all the parks with paths.
- The natural green spaces
- The natural spaces - which seem to keep being eaten up.
- The nature
- The nature and trails
- The nature reserves, activities, parks and dining options.

- The nature trails, lakes, etc.
- The nature trails, walking, the parks, the access to lakes. The design and placement of trees, natural areas in all aspects of the city.
- The number of parks and activities open to families.
- the number of parks and walking trails
- The offerings that lend themselves to keeping residents physically active - be it the community center, the trail systems, parks or other items.
- The open land~all the trees~
- The open spaces & the wild life
- The outdoor spaces- I love all the various parks and trails, and I love that they are spread all throughout EP and not just in certain areas of town.
- The outdoor trails in natural environments.
- The overall health and care given to our natural environment, the safety element and the upkeep of our neighborhoods.
- The park system
- The park system
- The Park System
- The park system
- The parks
- The parks
- The parks
- The parks
- The parks
- The parks
- The parks
- The parks
- The parks
- The parks and cleanliness of community
- the parks and EPCC
- The parks and green spaces of Eden Prairie. I admit, I get a little sad every time I see land being cleared of trees for development (like the area behind the Library).
- The parks and green spaces.
- The parks and how many open spaces there are to walk and get outside including the lakes.
- The parks and lakes
- The parks and lakes.
- The parks and landscape.
- The parks and natural wildlife areas, places to walk and explore outside
- The parks and nature areas.
- The parks and open spaces.
- The parks and our neighborhood
- The parks and people.
- The parks and preserves are very well kept. Biking around Eden Prairie is very scenic with most trails well kept.
- The parks and trail system
- The parks and trail systems and access to nature
- The parks and trails
- The parks and trails
- The parks and trails
- The parks and trails

- The parks and trails
- The parks and trails
- The parks and trails are fantastic and so plentiful
- The parks and trails are great!
- The parks and trails are incredible.
- The parks and trails are nice.
- The parks and trails, and the public schools
- The parks and trails.
- The parks and trails.
- The parks and trails. All of the outdoor activities.
- The parks and trails. Everything is so close by.
- The parks and trails. Everything is well maintain and the facilities are so terrific for families being active outside all year round!
- The parks and trails
- The parks and walking trails
- The Parks in Eden Prairie.
- The parks system
- The parks system.
- The parks!!
- The parks!!! They are so awesome.
- The parks, nature, people, and innovative nature of the city government
- the parks, trails, and green spaces
- The parks, trails, and other recreational amenities.
- The parks, wooded areas, walking paths
- The parks.
- The parks.
- The parks.
- The parks/nature.
- The people and the parks
- The scenery and schools.
- the trail access and parks
- The trail system
- The trail system (although many trails need to be repaved)
- The trails and nature preserves.
- The trails and parks
- The trails for walking are beautiful and there are many throughout the town of Eden Prairie.
- The trails, parks, and community center.
- The trees, parks & planning so there are no ugly developments or over industrialization.
- the trees. Coming from Chicago in 1977 where the trees were long since chopped down, the beauty of the neighborhood with the trees is GREAT!!
- The variety of activities available to Seniors. We love the new Staring Park pickleball courts!
- The variety of parks, restaurants and stores.
- The walking paths and the native prairie gardens. The fact that the city is re-establishing the native Prairie and no longer clear cutting everything during the growing season. It is so beautiful to see the ditches, parks, and city properties changing back to native plants and grasses instead of the unnatural grass turf that is mowed into green expansive lawns. Thank you for bringing back the Prairie and supporting the pollinators!
- the walking trails and the lakes, trees, wildlife around us

- The walking; bike paths.
- The wildlife in our backyard.
- The wooded areas and walking paths.
- The wooded/natural areas and the responsiveness of most community staff like police, fire, etc.
- there are many parks and miles of trails.
- There are many things; the parks, the convenience, our neighbors, and the overall progressive atmosphere.
- There is so much to do for nature lovers, so many beautiful parks & events!
- Trail system
- Trail/parks.
- trails
- Trails
- Trails
- Trails
- Trails & parks.
- Trails & wetlands.
- trails and greenspace
- Trails and outdoor activities. Dog parks.
- Trails and overall park system
- Trails and park systems.
- Trails and Parks, Maintenance of sidewalks for walking
- Trails and Road system
- Trails, lakes, safety, there are some nice neighborhoods to live in. We love Oak Point Elementary School.
- Trails, parks
- Trails, parks and the balance of housing, nature and business
- Trails, walking areas
- Trails.
- Trails.
- TRAILS.
- Trails-outdoor activity
- Trees, hills, parks, nature...
- Very lively city, good parks.
- Walkable neighborhoods
- Walking and bike trails.
- Walking and biking trail system, parks.
- Walking and biking trails
- Walking paths & parks
- Walking paths and native plants.
- Walking paths and parks well maintained
- Walking paths.
- Walking trails
- Walking trails (especially Regional trails) Feeling safe in EP
- Walking trails.
- Walking trails.
- Walking/bike paths.
- Walking/biking access.
- Walking/recreation trails & parks, safety, tree/nature preservation.

- We have a large, wooded lot so feel we're not in the 'city' but we're just 20 minutes from downtown if we wish to have the city life experience.
- We have lived in Eden Prairie for 40 years, now spending winters in Arizona since we are retired. I love the city parks and environmental areas. Living close to Staring Lake Park, over the years we've attended many amphitheater performances, had our kids enjoy the playground, and have walked/run the trails there literally since the park's inception. The outdoor center is fantastic! Love seeing 'Whisper' the barred owl... We also love using the bike trails. Eden Prairie does a GREAT job with the parks and trails!
- We live in a natural area with wildlife, walking trails, etc. It is very peaceful.
- We love the parks and trails.
- Well maintained parks/facilities
- When I moved here in 2005 being close to nature, safety and low density; however all of that is changing and am consider moving. Also too much traffic noise and too many apartments and businesses.
- WILDLIFE & WALKING PATHS.
- Wildlife- nature- birds- fruits outside my door.
- Wonderful lakes and parks.
- Wooded neighborhoods w/ many green spaces.
- Woods in back of our home

CONVENIENT LOCATION

- (1) Green location with minimal traffic to/from other areas like MDIS & St. Paul downtowns.
- Access to conservation areas and the trail network. Commute to work, Minneapolis, shopping areas, the airport.
- Access to direct bus line between my home and place of employment
- access to 'everything' so close in eden prairie still close enough to beltway to get places good internet, including delivery services like amazon prime, door dash etc
- Access to everything, clean attractive city.
- Access to freeways.
- Access to highway and restaurants
- Access to highways
- Access to highways
- Access to lake minnetonka
- Access to Minnetonka schools, Eagle Ridge Academy, and fairly easy access to surrounding cities.
- Access to the entire metro area
- Accessibility
- Accessibility to transportation and services/shopping
- Accessibility to twin cities.
- as a busy, working parent, I love the convenience and variety of places to buy things we need for our household. I also like my neighborhood which has houses far enough apart to not feel like we are on top of people but close enough to freeways so we don't feel that far away from the city. I have a beautiful view in my backyard. I feel VERY SAFE. I did not have these feelings or conveniences in Minneapolis.
- Availability to things around the south metro, and beyond.
- being able to access most things quickly and overall quality of the city
- Being able to work somewhere else and shop in Chanhassen
- being near an airport

- Center of Twin Cities.
- Central location relative to the remainder of the metro area.
- centralized location
- Centrally located not too far away from Minneapolis
- Centrally located to key highways and other transportation options
- Centrally located to the Twin Cities.
- Centrally located. Nearby retail. Clean. Parks.
- Close enough to Mpls but less expensive than the inner suburbs
- Close location for stores/services
- Close proximity of so many stores we use.
- close proximity to highway transportation
- Close proximity to many places important to us.
- Close to 494, shopping.
- CLOSE TO DOWNTOWN.
- close to everything
- Close to everything.
- Close to everything.
- Close to highways
- Close to Minneapolis.
- close to olympic hills
- Close to Round Lake and EPCC.
- Close to shopping, airport and churches.
- Close to the city
- Close to work - shopping - parks
- Closeness to nature & convenience.
- Combination of easy access to amenities but also lots of natural parks, etc.
- Connection to places.
- Convenience
- Convenience
- convenience
- Convenience
- Convenience both within the city and proximity to other cities/events/venues.
- convenience for all shopping needs
- convenience locally as well as easy access to Mpls and surrounding communities.
- Convenience of all the services I use.
- Convenience of getting around to work, shop etc.
- Convenience of getting to freeways, shopping, etc.
- Convenience of getting to shopping and places I need to go.
- Convenience of options for shopping: groceries, household items, clothing, etc.
- convenience of places I frequently visit, i.e., shops, health care
- CONVENIENCE of retail, dining, green space and trails for walking
- Convenience of where I live to services.
- Convenience to everything
- Convenience to get to the commercial and religious and cultural places I'm interested in.
- Convenience to major highways.
- Convenience to most everything in the southern suburbs. Cleanliness and appearance of neighborhoods
- Convenience to nature and shopping.

- Convenience to other places within the metro and safety/involved government.
- Convenience to services & amenities.
- Convenience to shopping
- Convenience to shopping and freeways
- Convenience to shopping, health. The number of parks and great snow removal.
- Convenience.
- Convenience.
- Convenience.
- Convenience. The mall, stores, easy access to major highways.
- convenience/availability of shopping, health and dental care, recreation centers, parks
- Convenient
- Convenient location
- convenient location - close to schools and work, that our neighborhood is zoned to attend Minnetonka Schools
- Convenient location - easy to get around.
- Convenient location within the metro area.
- convenient to amenities
- convenient to most places that i want to go. Variety of shopping and services readily available
- Convenient to Twin Cities
- Convenience - Costco, Home Depot, Menards, freeway system
- convince
- Convince to south metro.
- Ease of access to everything.
- Ease of access to transportation/roads.
- ease of getting around the metropolitan area
- Ease of getting around.
- Ease of getting to places I rej. visit, the city and my work.
- Ease of getting to shops/services that I like to visit; ease of getting on major road veins for travelling out of Eden Prairie.
- Ease to get to places
- Ease of getting anywhere within 30 mins.
- East of getting to places.
- easy access to highways to get to area activities
- Easy access to main freeways to airport, downtowns, etc!
- Easy access to metropolitan area
- easy access to most highways
- Easy access to shopping, parks/trails, cities, etc.
- Easy commute to places.
- Easy highway and airport access
- Easy to get around
- Easy to get around for trips for shopping, freeway access.
- Easy to get around- peaceful.
- Easy to get around, good police and fire departments
- Easy to go anywhere from EP.
- Eden Prairie has everything we need and rarely need to leave the city.
- Eden Prairie is close to many communities/cities.
- Everything essential is close by.
- Everything I need is close by.

- Everything is close by and neighborhoods are safe and quiet.
- Everything is close by.
- Everything is close in EP.
- Everything needed is nearby, good schools.
- Express buses to downtown
- Fairly close to Minneapolis
- Getting around the city.
- Good access to rest of metro.
- Good location, easy access to Crosstown, 494, 169 - yet 'out of the city' feel.
- GOOD LOCATION.
- Great location between city and rural areas.
- Great location to work and weekend activities
- Great location within metro area
- Great location! Easy to access surrounding cities for sports, entertainment, etc.
- Handy location.
- Highway access to Minneapolis.
- How close I am to grocery store and shopping.
- I am fortunate to live in the Preserve, so I take advantage of the walking trails in the area and around Neill Lake. Also, the convenience to 494 and 169 and having a mall nearby.
- I do feel safe here and it is a great location to get about anywhere...
- I know where things are.
- I like being in a suburb, but still having it be very easy to get into Minneapolis or St. Paul.
- I like that it is close to many things (MOA, malls, near downtown, etc). There are a lot of stores and restaurants. Good schools.
- I like the easy access to other cities.
- I love proximity to airport and DT.
- I love the location and availability of things.
- I love the location of Eden Prairie
- It has major roads and Hwys. to other Metro areas.
- It is a convenient location to much of the SW metro. Good variety of shopping and restaurants.
- It is close enough to not have a long commute to work, but also far enough away that there is a good amount of nature and can see wildlife regularly. It has a great school system too.
- It is in close proximity to many things around the Twin Cities.
- It's a good location for both my husband and me. Our commute to work, friends and family is relatively short and easy.
- It's close to the city yet far enough away to not be crowded
- It's convenient to other parts of the city
- It's in a good location and convenient to my work and to downtown.
- It's location to the city of Mpls, St. Paul. Because we are at several major intersections of highway arteries, getting around around the Greater Mpls/St., Paul area is very simple. You can jump on 494, 212, 672 and 169 to get just about anywhere in the metro (including downtown) within 15-20 mins.
- It's location!
- It's proximity to Minneapolis/St. Paul.
- its quiet and close to the cities
- Located right on the 494 loop makes it convenient
- Locating, not the city but not the farm either.
- location

- Location
- location
- Location
- Location
- Location
- location
- Location
- Location
- Location
- LOCATION & STANDARD OF LIVING.
- Location in relation to the Twin Cities area. Ease of getting around.
- Location is great
- location of city in the metro
- Location of city to avoid having to use interstate Hwys to travel to northern lakes.
- Location to highways
- Location to hwy system
- Location to places I use the most.
- Location w.r.t City, Airport etc. Safe Diversity
- Location, convenience, and access to everything.
- LOCATION, HIGHER END HOMES.
- location, just far enough away from Minneapolis
- LOCATION.
- Location.
- Location.
- LOCATION.
- Location.
- Lots of freeway access to the city!
- Love the location, enrichment and educational opportunities.
- Love the location, parks, proximity to lakes and downtown.
- Love the location; north of the Minnesota River so not as vulnerable to commuter backups, yet not an 'outer-ring' suburb; multiple routes 'out' of EP to get to the rest of the Twin Cities Metro, close to MSP Airport.
- Love the outdoor walking paths. City Center & other stores, quality restaurants make it so you don't even have to leave Ed. Prairie. Convenient to airport.
- Makes suburban living easy & convenient to everything.
- Most everything is conveniently located
- Most of what & used is readily available in E.P.
- Near nature & highways.
- Near the city, and near the Country
- Not far to most places in EP.
- Now easy to get to Chaska, Victoria and beyond.
- Our location is good, being close to 494 exits, mall, restaurants.
- Our physical proximity to bus transportation, schools, grocery stores, athletic facilities, parks, pharmacies and restaurant/fast food facilities. In addition, we enjoy the nature surrounding our home and the animals and birds that frequent our property.
- our pivotal location for needs.
- PROXIMITY TO EVERYTHING YOU NEED.
- Proximity to everything.

- Proximity to places to which I want to visit
- Proximity to places.
- Proximity to what I use.
- Proximity to work & places frequently visited.
- Quick access to 212
- Quiet and convenient
- Regional park, law enforcement, close proximity to Hwys.
- Safe location
- Shopping convenient, access to highway good.
- Southwest Transit Bus to downtown.
- Southwest Transit's express buses to downtown Minneapolis. I get to work faster than when I lived in the Calhoun neighborhood.
- Suburban location which is still close enough to the big cities. City has done a good job of maintaining the natural aspects that attracted us here 28 years ago.
- SW transit system
- SWTransit to and from downtown. It has high frequency compared to any other transit from different cities. Even to UOM they have good service and I look forward to have my kids go to college and be very accessible to us.
- The city is very central to many parts of the Greater Twin Cities area.
- The convenience of being able to use Southwest Transit as a mode of transportation and access to many shops and businesses.
- The convenience of being close to airport, downtown, shopping.
- The convenience of shopping and proximity to downtown.
- The convenience of shopping opportunities for both grocery items, merchandise and medical facilities.
- The convenience.
- The ease of getting around from place to place both in and out of Eden Prairie.
- The location of the city, easy access to places in the Twin cities
- The location to so many great shops, and activities
- The location where I live
- The location, but also the sense of community. While diverse, I feel many residents share my demographic.
- The sense of community. Seeing familiar faces, either at school, stores, out in nature, etc
- Train to downtown
- Transportation...Easy access to freeways & that light rail is coming.
- Two things that are linked together. The ability to be close to Nature while having good access to freeways.
- Variety of available activities and easy access.
- we are close to schools, parks, shopping.
- We can go any place in the world from our address.

SCHOOLS

- Early childhood education.
- Eden Prairie High School
- Education
- Education is excellent.
- Education opportunities.
- Education system

- Education system and the ease of traveling to other cities. Location within the Greater Twin Cities area.
- Education system provided for children
- Education, esp the teachers my children have had.
- Education, parks, sense of community
- Educational system.
- Excellent early childhood education and overall education in general.
- Excellent School
- Excellent school system
- excellent schools
- Excellent schools
- Excellent schools
- Excellent schools for my kids
- fabulous school district
- Good public schools.
- Good schools
- good schools
- Good schools
- Good schools, but the school Zones make the schools population of students no optimum
- Good schools, great people, well designed city with lots of amenities close by, lot of parks for kids to play, walking trails big list.. great city to live
- Good schools, shopping
- Good schools.
- Good schools.
- Good schools/ community education and parks/ trails
- Great school system!
- Great schools
- Great schools
- Great Schools
- Great schools
- Great schools and location of businesses.
- Great schools for the kids, lots of community activities.
- Great schools, safety, environment, recreation
- GREAT SCHOOLS.
- Great schools.
- High quality of life, good schools, parks, restaurants.
- High quality School system & Educational opportunities.
- I appreciate all to schools have to offer.
- I do love the school and the walking trails.
- I enjoy the community center and all the outreach by the schools, police and fire departments.
- I feel like I know the people in my area of town and at my children's school.
- I like the school system for my daughter.
- I moved my family to Eden Prairie because of the school system in 1997. Both of my children are graduates of Eden Prairie High School.
- I think my kids got a good education which has served them well in college
- It has a great school district with many opportunities for my child
- It was/is a good school system K-12 for raising children.
- Kids education.

- Schools and athletic programs for youth.
- Schools and quality of life.
- Schools are excellent!
- Schools, Community Center, wide range of activities for kids, safety, freeway access
- Schools, Library, Parks, Trails and Green belts
- Schools.
- Schools.
- Strong public schools
- The education for our children, the cleanliness of the city.
- The education system.
- The neighborhoods, parks, and school system.
- The public schools.
- The school district
- The school system is excellent. Except for narcissist Mark Brey. He does not belong in EPHS or any classroom for that matter.
- The schools
- The schools
- The schools
- The schools and parks
- The schools are great, although a lot of leadership has changed. I hope that doesn't negatively change how the schools function in the community. But there is always room for improvement, so the change could potentially be good.
- The schools are the #1 draw to EP for us.
- The schools community parks the people
- The schools were good when our kids were younger. It is convenient to downtown and most of the metro.
- The schools, and general safety.
- the schools, and the balance between neighborhoods/nature
- The schools.
- The schools.
- The sense of pride including excellent schools.
- The town, schools and people friendliness.
- There are so many opportunities for education, shopping, parks etc.

SAFE

- A good, safe place to live.
- Affordable and safe. I never worry walking or in a parking lot that I will be harmed.
- All the facilities available and safe place
- Appears to be safe
- clean and safe
- Comfort & safety- raising our kids in a great environment.
- Diverse, safe and friendly. Good services.
- Eden Prairie is very safe which is very important to me since I have school aged children.
- Feel safe.
- Feeling of being safe
- Feeling of safety
- Feeling of safety and sense of community.
- Feeling of safety.

- Feeling of safety.
- Feeling safe
- Feeling safe
- Feels safe
- Feels safe
- Feels safe.
- Friendly staff especially Police Officers and Fire Fighters. We feel safe.
- Good people and safety
- Great relationship police department has with community/people living in Eden Prairie - I feel very safe and that they really care.
- I do feel safe.
- I feel safe here - and somewhat of a 'small town' feel
- I feel safe in my home. Things are very easy to get where I want to go. Major highways are all very close.
- I feel safe living in Eden Prairie. There is little crime in the town and if a crime does occur, the police department responds immediately and professionally. I feel comfortable contacting the police if necessary for any reason, big or small. I have not had any reason to contact the fire department, however, I have confidence that they would be just as responsive and professional as the police department.
- It is a safe neighborhood, and there are a lot of outdoor activities for kids that can be done without worrying about their safety.
- It is safe, well maintained suburbs easy trip downtown.
- It seems to be a safe community that is well run and interested in improvements. The city has a very good reputation even out of state.
- ITS A CLEAN PLACE AND SAFE.
- It's a comfortable, attractive and generally safe place to live. I like suburban living and Eden Prairie suits me very well overall.
- It's a safe suburb, with beautiful parks, great schools, & close to shopping.
- It's clean and safe
- It's very low crime. Feels very safe.
- I've lived in Eden Prairie since 2000 and I feel safe and secure. Good neighbourhood and great shopping centers
- Lack of drug dealers and gang member shootings.
- Less crime
- Less Crime and Cleanness.
- Low crime
- low crime, clean, good water
- low crime.
- MEMORIAL DAY. CONTINUOUS IMPROVEMENTS. SAFETY- POLICE/ FIRE. PARKS AND RECREATION ENGAGED PEOPLE, LOCAL GOVT.
- Provenience of things to do in an environment which feels safe
- public safwety
- quiet, safe neighborhoods
- Quite / Safe
- Relatively safe city
- Safe
- Safe
- Safe and close to work.

- Safe and friendly.
- Safe community
- Safe community (I think the police department is excellent)
- safe community with lot's of services and recreational opportunities.
- Safe community.
- Safe Community.
- Safe environment.
- Safe low crime.
- Safe neighborhood.
- Safe neighborhoods with abundant public outdoor spaces
- Safe suburb
- Safe, clean environment.
- Safe, clean, excellent plowing (as compared to Minneapolis), lack of overhead power lines in my neighborhood.
- Safe, roads plowed flawlessly
- Safe, we live in a very ideal neighborhood. What's missing, a walkable downtown area but not sure if that can be helped.
- Safe/friendly, beautiful parks.
- Safety
- Safety
- Safety
- Safety
- Safety
- safety
- Safety
- Safety
- Safety
- Safety
- Safety
- Safety
- Safety
- Safety
- Safety
- Safety
- Safety
- Safety
- Safety
- Safety
- Safety
- Safety
- Safety and amenities of the city we live in
- Safety and community
- Safety and excellent infrastructure
- Safety and excellent snow removal
- Safety and infrastructure
- Safety and quality of police department.
- safety and well maintained neighborhoods and public areas
- Safety and wooded areas
- Safety- everything is close by.
- Safety in my neighborhood.
- safety,
- Safety, cleanliness,
- Safety.

- Safety.
- SAFETY.
- Safety.
- Safety.
- SAFETY.
- Safety.
- SAFETY.
- Safety.
- Safety.
- Safety.
- Safety.
- Safety. Good fire and police protection
- Safety/low crime. The free Spanish Immersion would be a close 2nd.
- Security
- Security, and clean city. Very good school system.
- Security.
- Security. Our police are incredibly professional and as a result I feel safe in EP
- Security. Safety. Children can play!
- sense of safety and security here.
- Small town feel, safety
- The community is a safe place to live.
- The community; very safe and friendly
- The police do an excellent job keeping this community safe.
- The safety and community
- The safety in the neighborhood.
- The safety of our neighborhood.
- Very safe community.
- Very safe feel in the city. Great schools.
- Very safe, good schools, good shopping.
- Very safe.
- We feel safe here and the police department is great!
- We use to feel very safe here and love our police department... But lately not so much.. It is not the police's fault but those coming in to our city or even moving here.. So the answer is we like the police department the most.
- Well-managed, safe community.

SHOPPING/RESTAURANTS

- Ability to get to available restaurants, theaters and other commercial entities without having to drive great distances in the car. Victoria would not be an alternative to Eden Prairie for this reason, for example.
- Access to many store & restaurants.
- Amenities like shoppers, restaurants, library.
- Availability of goods and services. Parks
- Availability of resources and retail establishments
- AVAILABILITY TO SHOPPING.
- Close proximity to shopping
- Convenience of many options of stores, restaurants and business'.

- Convenience to shopping & freeways.
- Convenient shopping, restaurants. Community center.
- Ease of access to restaurants and retail
- Ease of shopping- everything nearby.
- Eden prairie has most shopping and services I need. If not they are generally found within 5 or maybe 10 miles.
- Everything you need is right here! Target, Costco, entertainment, etc.
- Food, shops and services are so close. Can do all my essential errands in EP close to home.
- Good mix of shopping and entertainment
- Having a central Downtown/Retail Area.
- I live within walking distance of the mall, the library, grocery store, etc.
- Infrastructure is good. Variety of shopping is good. Southwest transit, excellent.
- It has many shopping options. It is easy to get into the city or out of the city from here.
- Line near to shopping.
- Local stores to shop at and convenience to other communities.
- Locations of stores.
- Lots of available options for shopping/eating etc.
- Lots of businesses. Everything from the grocery store, to the car mechanic, to the dry cleaners etc are all close by
- Lots of restaurants, close to freeways, mall
- Lots of shopping alternatives -- e.g. from Aldi to Byerlys.
- Lots of wonderful restaurants
- Mall and amenities
- MALL SHOPPING.
- mall, light traffic, clean well kept, trails. strong business community. Good athletics
- Nice restaurants.
- Plenty of shops nearby house
- Proximity to good variety of restaurants and shopping.
- Restaurants, shopping.
- Retail area, transportation
- Retail, restaurants, community center.
- Shopping & dining options.
- shopping and restaurants
- Shopping center.
- SHOPPING CONVENIENCE.
- Shopping doctors & specialty stores are close by.
- Shopping ease.
- Shopping options
- Shopping.
- Spaced out in terms of business buildings to residence areas and quality of restaurants.
- The amount of shops, stores & amenities.
- The amount of stores/ ease of getting to other cities/things to do.
- The Eden prairie mall
- The mall and the restaurants.
- The variety of retail shops we have.
- There are a variety of businesses & restaurants.
- There is everything you need when shopping - never have to leave Eden Prairie. Location - freeways are all very close.

- They offer everything in the way of shopping, health clubs.
- Variety and availability of businesses
- Variety of restaurants and entertainment options
- variety of shopping, restaurants

SENSE OF COMMUNITY

- A community feel.
- Being an EP resident means something to the people who live here. It's more than a sense of community, it's an ideal to uphold.
- Civic pride
- community
- Community
- community and political interest
- Community based programs
- Community events/activities
- Community feeling.
- Community offerings - love the city wide open house, fall festival etc. and being close to mall and most places i shop
- COMMUNITY.
- Community.
- Community.
- Community.
- Community.
- Excellent community to live in.
- Feeling of community
- feeling of community
- For being a city of 65k people, it has a nice "small town" feeling.
- General 'community' atmosphere.
- Good community
- Good community spirit
- How the is pride by residents and those who are employed by the city to keep it beautiful and peaceful.
- I enjoy the sense of community.
- I feel like its a safe, cohesive community.
- I like the community we belong to.
- kindness and generosity of the community for the community
- Living here for many years it is difficult to choose what I like best, but the sense of community and the response we have made to make EP a place for good people to live. Good people have built many schools and government that works for us.
- Love the people and sense of community
- My neighborhood and sense of community
- People in Eden Prairie watch out for each other
- Pride in the community.
- Pride of residents in home care, relationships and sense of community.
- Pride residents feel.
- sense of community
- sense of community
- Sense of community

- Sense of Community
- Sense of community, feel safe & many stores, healthcare, restaurants etc. available.
- Sense of community, good schools and good facilities.
- Sense of community.
- Sense of community.
- SENSE OF COMMUNITY.
- Sense of community.
- Sense of community.
- Sense of community; people seem to care about their community
- Sense of pride with excellence of EPHS and it's successes
- Small town feel of a sizable community.
- Small-town atmosphere.
- The feeling of a well kept community.
- The general acceptance of our diverse community is important to a healthy community. Eden Prairie is good at this although moderate housing is lacking.
- the over all good general respect of one another in the community
- The overall sense of community and pride everyone takes in the city.
- the people / community
- The 'real' sense of community is predominant living here in Eden Prairie! Will be celebrating living here for 30 years on January 15th.
- The relationships I have built with fellow residents.
- The sense of community
- The sense of community and all the walking trails
- The sense of community. Lots of volunteer opportunities.
- The strong sense of community and the easy access to amenities both services and outdoor recreation.
- There is a real sense of community in Eden Prairie
- There is a sense of pride in our community!
- We've enjoyed the sense of community in our immediate neighborhood.

CITY SERVICES AND EMPLOYEES

- Access to goods and services.
- Amenities
- City is well maintained.
- City manager is awesome! Pay him more!!!
- City planning and structure of parks, schools, newsletters. I feel like the city does a great job of keeping citizens in the know.
- City service staff/Emergency service staff are friendly, helpful and generally citizen oriented.
- City services
- City services all common areas and roadways well kept.
- City services including police fire and parks
- City services: snow plowing, street/curb, park maintenance, Police, etc.
- Convenience and public maintenance
- excellent city services (building inspections, early childhood education, city open house , etc.)
- Excellent city services i.e. safety/police, street maintenance, park management.
- Excellent city services.
- Excellent civic services (e.g., excellent Police, Fire, etc. Great schools too.)
- Good City planning.

- Good city water, service, road maintenance, schools, etc.
- Good services- pleasant staff.
- Great city services - snow plows, police, fire, etc.
- Great city works, public maintained areas.
- Great job plowing roads!
- Great roads. Always adequately plowed in a timely fashion. Heads and shoulder above the county and surrounding cities. Maintained very well. Great public safety and parks as well. Trails also always assessable after snow storms. (Snow in on my mind right now due to recent snowfall)
- High evidence of effort by city fathers to make it livable, ie parks, rec, community programs.
- How well the city is maintained. Native planting
- I love the dedication of our EP plow trucks. They do a great job taking care of our neighborhood. I do appreciate the dedication to green space throughout the city, shown through existing parks.
- I think the city is well run. I like the proximity to downtown Minneapolis. I like being closer to nature in the suburban environment. I like the amount of business in town as well as the transportation infrastructure of roads/buses and soon light rail.
- I'm very proud of how our city is run -- gov't clearly is citizen-focused. We have great trails, an awesome community rec center, good schools and a great airport (one of the reasons I moved here, BTW). The city is shockingly fast at responding to SeeClickFix requests. Thanks for all the hard work!
- It seems the city is run pragmatically and is stable...there are not radical, destructive shifts in policy.
- Land use and zoning are well-managed
- Large number of high-quality resources
- Overall management of the community - all those services needed to maintain a quality place to live do an EXCELLENT job for all of us residents
- Overall, the City seems well managed. We have quality services (e.g. well maintained roads), a good mix of residential and business areas, and a good connection to our surrounding communities.
- Pd fast n reliable if needed Not enough on rd for patrol... lots of speeding
- Police and fire depts readily available and well trained.
- Police officers. Seem very committed to doing a good job. Visible.
- Police presence
- Police presence
- Quality of city services, access to retail centers, accessibility to other attractions in the Twin Cities.
- quality, competent government services
- Quality, Police, Fire & Public Works
- Reasonable taxes, good services, nice walking paths, good communication
- Road maintenance
- security (police and Fire)
- Services are absolutely the best. We get something for our taxes!
- Services available
- Stable, well managed city government.
- tax base and well run city
- The city is well maintained and clean. Excellent parks and trails across the entire city. Development is well thought out.
- The city take good care of the streets.

- The great way they keep the roads clear in winter on main streets and side streets and how quickly they repair potholes, etc.
- the infrastructure, such as roads are better than surrounding communities.
- The main roads are maintained better than surrounding suburbs. Especially in winter
- The way our city is run.
- The way the city has grown and how it has managed it's finances.
- there isn't one thing. The community is well run and is generally well positioned socially and economically.
- Water.
- We enjoy benefits of a well run and relatively affluent city- streets plowed in winter, clean in summer, great senior center and community ctr, etc.
- well managed city services
- Well managed, well maintained city
- Well-governed

CLEANLINESS/UPKEEP

- Already developed, Clean, Neat city.
- Beautifully maintained city
- Beauty/ convenience.
- Built environment.
- clean
- Clean & not crowded.
- Clean & safe.
- Clean air, low crime.
- Clean and responsive municipal government.
- CLEAN AND SAFE.
- Clean city.
- clean nice area
- Clean streets, walking trails and sidewalks, friendly people, shopping, location
- Clean streets, well maintained city.
- Clean, well kept, great outdoor areas,
- Clean.
- Clean. Good Parks. Easy access to other areas of Metro. Civic Center.
- Cleanliness
- Cleanliness and quality of people
- Cleanliness and regular infrastructure repairs (i.e., roads, other)
- Cleanliness in most areas
- CLEANLINESS, BIKE/HIKE TRAILS.
- E P is a beautiful, clean city.
- Everything is nice, clean, and safe.
- I think everything is so nice. It is well maintained and the parks are beautiful.
- It's a well-maintained city with a high standard regarding how the city looks.
- It's attractive.
- It's beauty- natural and man-made. Neat, tidy, upscale.
- Mostly clean.
- Natural areas throughout neighborhoods.
- neat , clean , secure
- NEATLY KEEP NEIGHBORHOODS- CLEAN STREETS & RESIDENTIAL AREAS.

- Overall built environment
- Pride in community and public works maintenance of parks, streets and recreational areas.
- The city is well managed and taken care of. For the most part I feel very safe and secure living in Eden Prairie.
- The city is well-maintained. EP has great community parks, trails, and neighborhoods
- The cleanliness of the city, parks and overall look of the city. School district is OK (used to be better)
- The cleanliness and aesthetics
- The cleanliness of the area. Security of area and how the roads, highways are maintained, including landscape.
- The quality of the environment cleanliness.
- the sense of community and cleanliness.
- Very well maintained, many recreations areas, nice parks, good job plowing (except for Hwy 5 between 494 and Dell Road)
- Well cared for. Everything is clean, maintained and cared for, whether city owned, commercial or private.
- Well maintained roads, parks and buildings. It never feels run down and always looks modern and nice.

HOUSING/NEIGHBORHOOD

- Friendly and respectful neighbors.
- Friendship with my neighbors.
- Good neighbors.
- Great neighborhood and location to major interstates.
- Great neighborhood, parks, connectivity
- Great neighbors; diverse group of people; good schools.
- High quality of neighborhoods, quality of life in general.
- I like my little unique neighborhood. It is tucked away and a little retreat in the city. I like that my street does not feel like the rest of the mass developed identical houses filling up the blocks of the rest of Eden Prairie.
- I love my home and neighborhood
- I love my neighborhood. It was sidewalks and a good local park. Everyone in the neighborhood is friendly and open. It's a place where children can run around and the parents can feel safe allowing them that freedom.
- I moved here for safety, beauty & community. My neighborhood is pretty. I like the trails & community center. I like my neighbors and grocery stores. Things are close by.
- Low density housing with decent sized yards
- My home and property.
- My neighborhood and ability to get places easily
- My Neighborhood! We have an amazing neighborhood.
- My neighborhood.
- My neighborhood.
- My neighborhood. Beautiful neighborhood and great neighbors.
- My neighbors
- My neighbors
- My neighbors
- My neighbors are incredible human beings.
- My neighbors.

- Neighborhood
- Neighborhood
- Neighborhood
- Neighborhood
- Neighborhood and ease of getting to different places
- Neighborhood; bike trails.
- Neighborliness-convenience to schools and shopping--ease of access to highways
- Neighbors.
- Our neighborhood is great.
- Our neighborhood.
- Our neighborhood.
- Our neighborhoods and parks.
- Our neighbors are wonderful, and we are close to everything we need
- Our neighbors.
- Size, neighborhood & quality of house we bought
- 'Space' where I live.
- The amount of living space.
- The amount of space most properties have.
- The nature in our neighborhood
- the neighborhood and friends
- We have a wonderful neighborhood with little turnover. Most of us have been here at least 30 years. I think that speaks to the quality of life and the opportunities here for work and play.
- We love our neighborhood most.
- We love our neighborhood!
- We moved here 4 months ago & we love our neighbors.

CLOSE TO JOB AND/OR FAMILY AND FRIENDS

- Close proximity to work
- Close to church.
- Close to my work.
- Close to work
- Close to work.
- Close to work.
- Convenience to my family.
- EASE IN COMMUNITY TO WORK & ACCESS TO LOCAL BUSINESSES.
- Family and friends nearby.
- Good safe family place to life.
- Grew up here.
- I have many friends here.
- It is convenient for me- I live & work in EP.
- It's close to my workplace.
- MY FRIENDS ARE MOSTLY HERE.
- Proximity of residence to work.
- Proximity to my girlfriend
- proximity to my work
- Proximity to where I work (Bloomington)
- Raised in E.P. / raised my family here/ still has a "home" feel.
- the person I'm with.

OVERALL QUALITY OF LIFE

- Enjoyment of life opportunities ie: trails, parks, community center, etc.
- Everything! I love living here.
- Everything. Nature, diversity, great place to raise our family.
- Great place to live
- Honesty, every aspect is above average parks/ education/ economics/ safety etc. & roads/plowing.
- I love everything about Eden Prairie.
- It's all pretty good.
- It's easy to live here.
- It's overall quality of life is terrific and we are known nationally for that.
- Livability
- My favorite part of Eden Prairie is almost everything that is the opposite of my neighborhood in Los Angeles (where I lived for two and a half decades before moving here six years ago).
Examples: lots of green vegetation, curving roads, nice grocery stores (though the Cub in Hopkins is better!), much less crowded, much less traffic, safe to walk at night.
- Overall community I live in.
- Overall quality of everything- parks, recreation opportunities, services, city government, the people, schools, civic engagement, access to medical care and employment opportunities.
- Overall quality of life
- Overall quality of life and reputation.
- Overall quality of life.
- Overall quality of life.
- quality of life
- Quality of life
- Quality of life and access to great restaurants and activities.
- Quality of living. Everyone takes pride in their
- Really everything, clean, safe, density is just right, welcoming community, senior center
- Sense of 'small town' with 'big city' advantages.
- the best of everything
- The focus on quality of life by the city, including the parks and recreation.
- They take pride in making the city a great place to live. It has a great reputation but still affordable. Keep it modern and up-to-date.
- Variety of Suburban living qualities.
- Very nice community/city with a good mix of development and nature area.
- Very nice place to live
- We live comfortably and easily in Eden Prairie.
- What I like the most is the overall great environment that Eden Prairie provides, from the community to the schools to nature surrounding neighborhoods.

RECREATION/COMMUNITY/SENIOR CENTERS

- Amenities at the community Center
- Community Center
- Community Center
- Community center
- Community Center
- Community center & senior center.
- Community identity.

- Convenient location of Community Center, the new pools, parks, school system
- Eden Prairie Community Center
- Eden Prairie Community Center
- Eden Prairie Community Center
- Eden Prairie Senior Center.
- EP Community Center
- EP Community Center and mall, stores, parks, community education, parks and rec.
- EPCC
- EPCC
- Great Community Center
- Great community center Access to main freeways Mall
- Great facilities.
- Great mall & Community Center.
- Hiking trails, Barnes and Noble I, Von Maur and the Community Center.
- I love the community amenities.
- I used to like the community center. However, it is now mainly for the high school, and the residents who fund it appear to be just an afterthought.
- Improved options to play pickleball in the summer.
- Outdoor center.
- PROGRAMS and facilities of Community Center.
- Recreation opportunities
- recreational opportunities
- Recreational opportunities
- Senior Center
- The community center
- The community center and senior center.
- the community center and the community events
- The Community Center instructors and class offerings.
- The community center!!!!
- The community center, specifically the fitness programs are excellent.
- The Eden Prairie Community Center and taking group fitness classes!
- The fact that we have the Community Center. Also, the great opportunity to put our kids in the Minnetonka School District. Also, love the LRT bike trails.
- The new pickleball courts that opened at Staring Lake in August 2018
- The pools at the community center
- Use the community center
- Variety of recreational activities

QUIET AND PEACEFUL

- All very private here.
- Fairly Quiet
- How quiet and peaceful and lovely it is.
- Our neighborhood is quiet.
- Peace of mind, and its very beautiful
- Peaceful
- Peaceful
- Peaceful. Best Police and Fire Departments anywhere. Progressive thinking city leaders and board.

- Peacefulness.
- pretty quiet place to live
- Quiet
- Quiet
- Quiet area that we live.
- Quiet area with a lot of parks
- Quiet suburban life with good access to shopping and entertainment.
- Quiet, cozy neighborhood
- Quiet, peaceful living. Knock on wood it stays that way long into the future. I do wish some of the nature had been saved and would continued to be saved but understand that's not always possible. But while it stays quiet and peaceful, I believe it will be a great place to raise a family.
- Quiet.
- Quiet. Low crime.
- Quietness of the place
- Quietness.
- The peace & quite!

OTHER

- Abusive, discriminatory and corrupt.
- Ambiance
- Amenities.
- As I travel about EP, there's an 'openness' feeling.
- Churches.
- collaboration of city, education and businesses
- Comfort level with what is here and what EP has to offer.
- Community events like the open house
- Community openness to improve quality of living.
- Conscience Services
- Diversity.
- Eden prairie has done a great job of keeping residential areas feeling like a small town.
- Education opportunities, Language Immersion
- Familiar I grew up here
- Familiarity, I have lived in Eden Prairie for 37 years
- Free concerts in the park.
- good question - waiting for Scheels to open
- Greenery
- High standards generally speaking that homeowners have about their city.
- Historically Eden Praire has been a wonderful place to live however many recent and trending decisions the city are very unnerving. Things like the light rail, educational decisions and
- I know my neighborhood and the stores where I shop. It has a comfortable feel.
- I KNOW THE STREETS.
- I like that Eden Prairie is less crowded than living in the city.
- I liked the rural feeling when I first moved here, now too crowded.
- I love EP because of the diversity, accessibility and opportunity to have a balanced life
- I love Southwest Transit
- I love the opportunities to get involved, such as CERT, Police Reserves, Police Citizen's Academy, Government Citizen's Academy

- I think it was a good game a little bit more than I thought you had to Google
- It has a lot of amenities
- It's a beautiful town
- It's a nice suburb.
- It's far enough away from the disaster known as Minneapolis
- Large lots
- Layout and condition of streets
- Layout and zoning of space
- Layout of city.
- Liking Eden Prairie less and less since I moved here 20 years ago. Too many big box stores and no real city 'Main Street' in spite of a massive amounts of construction these past 20 years. I think all the high density housing has brought in more crime.
- Living on my homestead.
- Lots of entertainment options.
- Love the area
- Many wonderful Christian churches.
- My church community (Immanuel Lutheran Church)
- Nice city.
- Nicely spread out
- Not as crowded as Minneapolis
- Opportunities
- Peaceful and respectful place to live
- Population places high priority on education and health
- PROP services.
- Reputation outside the community still seems decent from dozens of conversations with people from other, non-EP communities.
- roads in good shape
- Roads, mix of peoples background
- Size
- Small city with large city opportunities.
- Southwest Transit!!
- St. Andrew Lutheran Church
- stability and history of living here for almost 33 years.
- The airport. I love airplanes
- The area
- The balance of nature such as trees, parks, lakes etc. with built items such as malls, restaurants etc.
- The city is generally upscale as a result of relatively wealthy citizens.
- The city is laid out well, ie roads, residential, commercial, etc
- The growing diversity of the population of the community.
- The long tenure of neighbors in my neighborhood around Duck Lake is unusual and a blessing.
- The Postal Service!
- The separation between business and nature
- There is more diversity than in Minnetonka where we used to live. They are also much more efficient about snow removal in EP
- This it is ever changing/improving.
- Very family oriented- lots of fun places to eat.
- Well planned community.

- Will be getting the light rail
- You can create a small town atmosphere in a large metropolitan area.

DON'T KNOW

- hmmm, don't know
- n/a
- N/A.
- None.

QUESTION 5: WHAT ONE THING DO YOU LIKE LEAST, IF ANYTHING, ABOUT LIVING IN EDEN PRAIRIE?**TRAFFIC ISSUES (CONGESTION, SIGNAL TIMING, SPEEDING, PARKING, NOISE, ETC.)**

- 494
- 169 and 494 merger
- 212/Hwy 5 traffic and congestion
- 494 and 212 traffic
- As we become an older suburb, we don't keep up with improving the appearance of the city. For example: weeds (huge Canadian thistles) in City property; crumbling walking paths; utility connection boxes tipping in various directions or just laying down in the ground; median division signs that are clipped by cars or plows and are not replaced.
- commute to downtown Mpls/St. Paul
- commute to Minneapolis for work
- congestion around the mall
- congestion during day
- Congestion on flying cloud / Eden Prairie center drive
- congestion on Prairie Center Drive at peak travel times, which often seems to be all the time!
- Congestion.
- Dealing with 494 between Richfield and EP.
- Don't like to commute into NW Minneapolis.
- Drivers. Very inconsiderate.
- Driving in EP is horrible. Not sure what you can do about it but I don't like the traffic. Wish there were better bike lanes or paths.
- Driving literally anywhere takes far longer than it should, due to traffic, poor planning/layout of streets, and a thoroughly jacked up traffic light situation.
- driving. No one pays attention to what they are doing. Running the stop signs near the high school and speeding down the roads. No police presence.
- Freeway noise
- Freeway noise from Hwy 212.
- Getting around near the mall - too much congestion
- GROWING TRAFFIC FROM WEST SUBURBS.
- Having an event at the high school like the primaries was a disaster traffic no parking
- High traffic and traffic noise and increasing crime. Not happy about light rail coming to my neighborhood which will increase density and then taxes.
- Highway 5; 212 traffic.
- How long it takes to get into Mpls or St. Paul during rush hour.
- How terrible the traffic is getting around Eden Prairie and getting OUT of Eden Prairie.
- Hwy 4&5 intersection
- Hwy 5/212 traffic back up at rush hours.
- I know this will seem petty, though I wish the police department would devote greater resources to traffic enforcement.
- I often need to get to downtown Minneapolis and downtown St. Paul in the evening for arts events. Driving there during the end of evening rush hour is terrible, but I have no good transit options for the round trip.
- INCREASE IN TRAFFIC (CONGESTION).
- Increased traffic.
- It's congested and expensive.

- Lack of traffic light 101, need more sidewalks.
- Length of Traffic lights, esp one at Columbine & Prairie Center Drive.
- Lengthy stop light waits Hwy 5 to cross.
- Library parking. Spaces too tight. Feel like the lot should be built like the Costco lot so children are safer in the parking lot. Needs better outdoor space
- LONG LIGHTS- WAIT FOREVER! & getting too crowded.
- Long stoplights on flying cloud drive.
- Lots of traffic.
- my current place of residence faces a busy-ish road and I would prefer something a bit quieter
- Navigating from the north side to the south side is full of traffic lights and stop signs. Priority of traffic flow is obviously given to the East/West traffic. Also, being a pedestrian or bicyclist in those directions is scary.
- Noise from 494
- Noise from Hwy. 169- especially TRUCKS! I know that's specific to our location.
- Not EP's fault but the congestion on 169 is as bad now as it was when we first came to EP in 1978.
- Number of traffic lights, trouble getting from one end of the city to the other, too many condos
- On street parking allowed.
- Parking at community center Especially not enough handicap parking
- Parking, traffic, unwillingness to zipper merge, tailgaters!
- People driving over the speed limit.
- People driving too fast.
- Road congestion around EP Center
- rush hour traffic
- Some questionable traffic designs.
- Sometime traffic
- Sometimes it takes forever to just go a few miles in the car if you hit the stop lights wrong. It's nice that the residential areas are kept residential, but it is not super convenient to walk to shops/restaurants or other business and you have to drive.
- Sometimes the traffic flow is bad around the EP Center and Costco area.
- Speed limit on Anderson Lake.
- stop lights have been programmed by idiots. I spend way too much time sitting at a light that does NOT adjust to flow of traffic...sometimes 2 to 3 minutes waiting for the light to change and there was NO cross-traffic at all during those 2 to 3 minutes.
- Stop lights!
- Stoplights.
- The amount of fast traffic on Anderson Lakes
- The amount of increasing traffic. Passing thru on 212/Hwy 5 and also by the Mall and Prairie Center Drive.
- The amount of traffic and all the traffic lights.
- The area around the mall and driving around it
- The congestion around the EP mall. It's not very easy to get to and from the mall. The stores available in EP mall.
- The Eden Prairie Center accessibility issues with parking etc. to reach the theaters. I go to theaters in other cities which are more accessible.
- The huge amount and ever increasing noise. Traffic noise and airport noise in particular. Planes should not be allowed to fly over residential areas at all hours of the night and early mornings. We have been woken up too many times overnight by low flying planes. You can't even have windows open during the

- Traffic along 169 during rush hours, especially when it spills over onto Hennepin Town Road.
- Traffic and road patterns, eg prairie center road
- Traffic and roads
- Traffic and roads
- traffic and stoplights
- Traffic and traffic flow
- Traffic around EP mall is sometimes a problem
- Traffic around EP mall.
- Traffic around mall
- Traffic around Prairie Center Drive/Hwy 5 is pretty bad during noon and evening rush.
- traffic around shopping areas and increased traffic on Mitchell Road
- Traffic around shopping center and ring roads and main arteries is awful. Not senior friendly at all.
- Traffic at certain times of the day
- Traffic at times, especially at County Rd 4 and Highway 5
- Traffic at times.
- Traffic backups and/or roads that are too busy to turn on to
- Traffic can be problematic, annoying and road rage is a problem.
- Traffic can get congested in busy areas lots of stoplights.
- Traffic conditions & flow of traffic (too many stop lights).
- traffic congestion
- Traffic congestion
- Traffic congestion
- Traffic congestion - lack of efficient, timely public transit
- Traffic congestion along 494 during rush hour
- Traffic congestion around the mall area
- Traffic congestion on Hwy 5 and around the city's center
- Traffic congestion/travel time between spots within the city.
- Traffic control is poor.
- Traffic control! It is very inefficient and not designed at all to minimize fuel consumption/pollution.
- Traffic control!!
- Traffic control, meaning ... some areas seem overly congested. Example being Pioneer Trail, even more so now with the 212 closure - lights are not timed properly, and it's almost impossible to leave neighborhoods sometimes due to the congestion.
- Traffic control....near the mall, the light at Preserve and Prairie Center Dr. begs for accidents; the intersection of Franlo and Prairie Center Drive needs to be controlled-many accidents there as well. The right turn lane onto Prairie Center from Singletree should be closed and right turners should have to wait at the light. Same with the right turn on Prairie Center from the intersection by Petsmart.
- Traffic crossings at businesses.
- Traffic density on 494 and 62 heading east out of Eden Prairie to work or other places, and sometimes westbound too coming home at night.
- Traffic during rush hour
- Traffic during weekdays.
- Traffic even at mid-day!
- Traffic flow- speed limits on Hwy 5 too high given to heavy traffic.
- Traffic getting to and from Eden Prairie
- Traffic in mornings.
- Traffic in the middle of the day around Prairie Center Drive.
- Traffic is a big problem at certain times of the day.

- Traffic is getting bad and people drive waaaaaaaaay to fast.
- Traffic is horrible and getting worse. Sometimes you can't even get through a turn light at first blush. At times, it takes me longer to get across Eden Prairie and return home than it takes me to get to work in Maple Plain! And you are adding dense housing units!
- Traffic is increasing dramatically.
- traffic issues
- traffic leaving city on 494 eastbound is terrible, difficult to leave city in early evening
- Traffic lights use timers instead of sensors after all the expensive upgrades to the system.
- TRAFFIC MANAGEMENT, CHAIN RESTAURANTS!
- Traffic management.
- Traffic near highway 5 and Prairie Center drive
- Traffic on 169
- Traffic on 212 & inner city roads.
- Traffic on 494 and 169.
- Traffic on 494, 212 & 169 at rush hour.
- Traffic on abutting highways
- Traffic on Eden Prairie Road
- Traffic on Hwy 5.
- Traffic on my street - Mount Curve Road - I have asked that the speed limit of 30 MPH be reinforced - I would like to see speed bumps, stop signs, or reduction in speed limit to 25 on this street. If Edina can do it for 70th Street, Eden Prairie could do it for Mount Curve Road.
- TRAFFIC ON PRAIRIE CENTER DRIVE.
- Traffic on side roads,
- Traffic- Prairie Center Dr.
- traffic problems developed on 494
- Traffic through Flying Cloud Drive to head downtown. Too many stop lights.
- Traffic through Hwy 5 corridor. Especially at EP Road north and south.
- Traffic through neighborhoods
- traffic to go anywhere outside of EP
- Traffic to one from downtown.
- Traffic using Hennepin Town shop instead of 169 during rush traffic.
- Traffic! Hwy 5 and near the mall.
- Traffic, development of too many apartments!
- Traffic, esp around EP Mall and 212/5 split.
- Traffic, in and around EP.
- Traffic.
- Traffic.
- Traffic.
- Traffic.
- Traffic.
- Traffic.
- Traffic.
- Traffic.
- Traffic.
- Traffic.
- Traffic.
- Traffic.
- Traffic.
- Traffic.
- Traffic.
- Traffic.
- Traffic. I'm sure the popularity of the city had got many visitors and residents to the city. And has impacted the traffic. I'm resident of 7 years and have seen very high increase in traffic.

- Traffic. Lack of development for gas stations in SE portion. New restaurants will often close within months of opening.
- Traffic. The massive changes occurring in Eden Prairie as a result of several construction projects have made traffic even worse than before. Not only that, but the city's infrastructure still seems in poor shape compared to neighboring cities. Speeding in residential neighborhoods is a major issue. I have seen people going over 60 down a residential street with a 30 mph speed limit.
- Traffic. Too many streets that don't connect together and my neighborhood is not bike friendly.
- Traffic/aircraft noise level in neighborhood
- traffic/traffic lights
- Traffic: 212, 494
- Traffic--especially when trying to access the city center area (Prairie Center Dr/Valley View/Flying Cloud loop).
- Traffic-rush hour congested highways
- Trafic.
- Traits volume and rude, aggressive drivers during afternoon rush hour.
- Transportation, dealing with MN 62 and I494 congestion.
- Traveling via car from one side to another is much slower than it used to be.

NEED FOR IMPROVED/MORE: SHOPPING, DINING, ETC.

- A lot of chain restaurants. Would be nice to have more unique and individual restaurants that are not part of a chain.
- All chain restaurants no mom and pop type stores
- Although there are a few nice restaurants, there are only few opportunities for entertainment, e.g., live music. This requires leaving the city.
- Besides the mall, not a lot to do indoors- not many "attractions".
- Better restaurants
- Boring- need more restaurants
- Businesses typically build outside of EP. So decent restaurants either leave or never build here. We have to go outside of EP to go to new exciting restaurants.
- Choice of quality restaurants (too many fast food/chain restaurants)
- Choice of restaurants that are not chains.
- City of Eden Prairie as a whole is NOT business friendly!!!!!!
- Cost effective indoor winter options for families.
- Could be more local and independent restaurants/shops.
- Could use more fine dining restaurants.
- Could use more one of a kind or non-chain restaurants.
- Dining & entertainment opportunities.
- Disproportionate food/retail options to residents. I feel like the city puts a priority on getting as many residents as possible in the borders of the city. We currently have 2 multi family projects going up. A third is in the works. Another hotel going up. But plenty of restaurant and retail spaces sit open for sale or lease. The city has put a moratorium on businesses that may bring in a less than stellar crowd. My understanding is business taxes are a bit high within the city. Rent is at a premium price point. Scheels will help bring people to town and it seemed like the city wanted to poo poo on that because a very unbright person didn't do enough research and brought a cased weapon into the mall and caused a panic. We need to keep our residents in the city limits and bring out of towners in to spend their money here. Right now we have the same restaurants and stores other cities have. No one is coming here and residents are eating and shopping in surrounding cities because they are tired of the same old stuff in town.

- Distance to low-price big box retailers (e.g. Walmart).
- Diversity of restaurants and shopping
- Eden Prairie could use more diverse bars and restaurants.
- Eden Prairie Mall.
- EP Mall is an albatross, wtf
- Extremely diverse, some entire stores not kept up well & could be better.
- Far from good restaurants, cultural activities etc.
- Few family restaurants, hard to get into any one of them on Friday evening. Very little night life for young adults.
- FEWER ETHNIC RESTAURANTS.
- Fewer non-chain upscale restaurants.
- Grocery Stores
- Grocery stores, walkability to shopping centers
- Have to drive to chaska or other cities for some stores and restaurants.
- I absolutely wish we had better restaurants, a wine bar and better shopping in Eden Prairie. So often we leave EP when we go out to eat or to shop. Improvements in these areas would make this the ideal city to live in in MN in our opinion.
- I am gluten free and there are limited choice to eat home cooked, healthy meals.
- I wish our mall was more robust.
- I wish the mall had better options. The addition of the new Scheels will be great, however there is still no comparison to how Ridgedale has been built out so I find myself going there more than using EP Center.
- I wish the mall had different kinds of stores so I didn't have to go the MOA. I also wish there was more retail and shopping in my quadrant.
- I wish there was a better variety of restaurants, besides chain restaurants. I also wish the Target was not attached to the mall.
- I wish there were more choices of sit-down restaurants. We love Campiello, and Wildfire is OK. Good to see Crave, but could use more.
- I wish there were more independent restaurants. I've seen a few opening, but it's mostly just chains.
- I wish there were more restaurants that serve reasonably priced breakfast all day and we need more ethnic cuisine: Mexican, Thai, NYC style deli, etc. instead of so many fast food and pizza joints. i also wish Dunn Bros. coffee was still in town.
- I wish we had a Fresh Thyme grocery store!
- I wish we had a Lakewinds Coop.
- I would like to have more smaller non-chain restaurants. There are excellent smaller ethnic restaurants, which is great and I love going to them. But I would love more small places to eat that aren't larger chains. For the life of me, I'm not sure why there aren't more local places that serve a decent breakfast or brunch.
- I would like to see a couple more unique places to eat that have a bit of a night life scene, which we lack. The mall could stand a few better stores, but that seems to be the brick and mortar issue of the day.
- I would like to see more businesses here. Like a Hy-Vee, more restaurants, etc.
- I'd like more restaurants (variety).
- It is far from downtown. I wish we had a performing arts center like. Bloomington. What happened to our Hennepin County Service Center?
- It's a bit small so not too many big retailers
- Lack of cultural/night life options - or lack of meaningful downtown (e.g., diverse entertainment venues such as theater, concert halls, unique local restaurants and cafes, shops, etc)
- Lack of decent restaurants with ethnic food.
- Lack of distinctive restaurants, unique businesses, etc.

- Lack of diverse activities
- Lack of diverse restaurants that are not chains.
- Lack of enough restaurants; would like to see new businesses.
- lack of fun restaurants/bars
- Lack of good food and entertainment
- Lack of good grocery stores
- Lack of good quality restaurants and proliferation of fast-food restaurants.
- Lack of good restaurants
- Lack of good restaurants.
- lack of good, independent restaurants
- Lack of independent restaurants and stores
- Lack of local restaurants and shops
- Lack of meaningful retail and disappointment in city dollars dedicated to infrastructure, sidewalks, parks etc
- Lack of medium priced restaurants. Lots of fast food available as well as some higher priced options (Crave, Wildfire, Kona). Feels like all medium price are Applebee's or pizza options. Minor complaint.
- Lack of non chain eating establishments
- Lack of quality entertainment/shopping/food
- Lack of restaurant choice - non chain
- Lack of restaurant choices
- Lack of restaurant options. There are a few decent ones, but the city could use more options.
- Lack of restaurants
- Lack of restaurants
- Lack of restaurants
- Lack of restaurants!
- Lack of restaurants, bars.
- Lack of shopping/restaurant choices.
- Lack of sit-down, family restaurants.
- Lack of stores that I frequent. (Trader Joe's, Fresh Thyme, Bentley's Pet Stuff, Marshalls, TJMaxx, farmers market) Also, I end up having to go to stores in other cities since the Eden Prairie stores don't have what I need.(PetSmart and Walmart to name a few). Very frustrating.
- Lack of sustainable restaurant options
- Lack of things to do culturally. (Shopping doesn't count)
- lack of unique dining options
- Lack of unique restaurants
- Lack of unique/authentic establishments. Almost everything is a chain, there's no sense of originality.
- Lack of variety of restaurants.
- Lack of variety of stores/restaurants-most are chain No health food stores/coops Lack of second hand stores
- Lakes are not useable for play or swimming.
- Lights go out too early at night, like dead town.
- Limited dining opportunities and distance driving kids to sports
- Limited indoor space (the Community Center gymnasium) for indoor pickleball play.
- Limited options for dining (other than chains restaurants) and no indoor event space for groups larger than 200. (Green Acres and The Garden Room are tight for those size events.)
- Loosing places to eat. Leasing is getting too high. Greed is getting bad, with the leading companies in Eden Prairie. We're losing a lot of Great restaurant because of Greed. Lower rent .make it affordable in Eden Prairie, then people ,will stay here or want to come here.

- Loosing Sports Authority was difficult as there isn't a sporting store that's close anymore. But that's nit picking. This is a pretty great place to live.
- More grocery options like whole foods/fresh thyme/Trader Joe's.
- More restaurant choices
- More restaurants & bars needed.
- More unique, non-chain restaurants. A friend recently visited from New Jersey and we felt like we had to go to Edina and South Minneapolis for this.
- Need better restaurant choices, not a chain.
- Need better restaurants! Too many chains. One of the least foodie cities in the metro.
- Need more fine dining
- Need more local business and character.
- Need more restaurants. More chain restaurants since a lot of these little places seem to close. There are plenty of little restaurants need more chain places. Need more family places. There is plenty of Asian and pizza restaurants. Get places like Chick Fil A and others. Fill more of these open store fronts. Example old Sports Authority etc.
- Need more stand-alone restaurants; not in the mall.
- Needs a better managed, larger Walmart.
- No "neighborhood" restaurants.
- No liquor store at Cosco
- No 'mom and pop' businesses, all franchises
- No unique consumer-based businesses. It's all large corporations. Especially restaurants (and lack of local breweries).
- Not enough community events/venues, like local farmers market, Brewery, a tree lighting event in the center of town, etc
- Not enough grocery stores to select from with quality products. You have high end and low end stores and no middle stores to select from.
- Not enough local restaurants
- Not enough local shops/ restaurants as compared to Minneapolis or St. Paul
- Not enough night life
- Not enough non-chain restaurants. Not enough variety of restaurants.
- not enough of the restaurants - big name
- not enough restaurants
- Not enough restaurants and property taxes too high
- Not having a diversity of restaurants to select from. Lack of diversity of cultural arts, entertainment, activities, etc.
- Not many independent restaurants, businesses. Too many chains.
- Not many options for shopping in the mall. Also walmart and target kind of stores don't have many selection. Need renovations in most stores.
- Poor restaurant and bar scene.
- Poor restaurant options. Majority of options are chains.
- Proximity to shopping, depending on where you live.
- REALLY wish for more unique dining options. Sick of the chains. No wonder Tavern 4&5 and Smith Coffee are always packed...we are desperate for interesting restaurants and coffee-shops. It's what I miss most about living in Mpls. Maybe we can offer new business incentives for small restaurants to come in? I'd support that!
- Recreational facilities for children.
- Restaurant selections.
- Restaurants

- Restaurants
- Restaurants closing.
- Restaurants.
- Restaurants. We need better, more diverse, middle budget restaurants. The good ones go to Bloomington or Minnetonka. They keep trying to add expensive ones that go out of business quickly.
- Sad to say there are a number of residents who do not take pride in their workplace/home area; some stores have become run-down and filthy (e.g., WalMart) and service is poor.
- Seems to be lacking in 'innovative entertainment' for young adults - breweries, non-chain restaurants, etc
- Shopping.
- The amount of chain restaurants.
- The lack of neighborhood centers. We have to drive to get anywhere, there are no coffee shops, restaurants or grocery stores to walk to. It limits your sense of community as there is no neighborhood hangout. I'd like to move away from a car-based society, and this is the thing that is most frustrating.
- The lack of restaurants that serve breakfast.
- The lack of small businesses and locally owned restaurants.
- The lack of small businesses. Most businesses and restaurants in EP are national or local chains. I would encourage and invest in supporting independently owned businesses, restaurants, stores and salons to help EP develop it's own style much like neighborhoods in Minneapolis.
- The lack of things to do besides shop. Nothing really for visitors to do...nothing 'extraordinary' within EP for visitors.
- The lack of unique quality restaurants/ dining options.
- The lack of unique, non-chain restaurants in the city.
- The mall project still seems to be struggling with direction. The restaurant and entertainment infrastructure could be better. We don't seem to attract as much of the investment in that arena as we should be. Edina is exploding. We should be looking closer at the light rail corridor and planning for more vertical growth around the SWStation and the potential 2nd light rail stop. The upkeep in some of our larger townhouse developments is mostly holding but showing signs of decline in others City should consider meeting with HOAs directory and discussing investment both within the HOAs and the city's part with infrastructure... see if any magic falls out of those conversations.
- The one thing I like least is that many of the restaurants keep closing. It seems like none of the good restaurants stay open. So we seem to have to leave the city limits for good restaurants many times.
- The restaurants and grocery stores do not begin to compare with those we had in Minneapolis and getting to St. Paul and downtown is not easy because of construction and rush hours.
- The restaurants and local shops. There is no sense of community - it lacks a downtown & personality!
- The restaurants I like don't stay in business for very long.
- The shopping in Eden prairie is pretty bad compared to places like woodbury or maple grove. Even the staples like Walmart and target are old, smaller formate and more expensive than elsewhere. That combined with fairly poor food options (with a few exceptions) is the primary downside for living in eden prairie.
- The Target To WAY to small, restaurants keep closing (prairie tap, pineno brothers, Burger King) then the builds sit empty and look terrible
- The walmart
- There are not many stores, restaurants, etc. to walk to from where I live
- There has been no effort to get better better restaurants and shops. There is no 'city center where you can walk and hang out. NO MORE BANKS AND CHAIN RESTAURANTS. Pleas try to bring cool places here. Make people want to come to EP to eat!
- There is no central shopping area.

- There is no great dining experiences, no decent shopping. Life outside of what kids need is lacking.
- There is no large conference center/facility.
- There is no sense of small town community, no mom & pop type businesses or townie bar/restaurant type places. Whenever my friends & family want evening entertainment or often dining we go to surrounding cities to spend our time & money. There's really nothing to do here at night except the bowling or mall movie theater.
- there is nowhere to dance, either nightlife or community classes
- Too far from cultural activities in Twin Cities.
- Too far to work to restaurants- driving east btw 3PM-7PM!!!
- Too few locally owned/non-chain businesses - there isn't really a lot of character or uniqueness to EP in terms of restaurants, bars, breweries, etc.
- Too many chain restrants
- Too many pizza and kid style restaurants.
- Too many strip malls.
- Variety of restaurants.
- Variety of Restaurants. More Organic
- Very expected, suburban living. Chain stores and restaurants and nothing very unique.
- Very few local restaurants or businesses. Very little community identity. Many residents are holding onto the idea of the former identity -- white and wealthy. Our demographics have changed and will continue to change. We need to embrace an authentic identity the combines older and newer residents.
- We are least likely to get quality shopping because we are close to Edina. The design of Eden Prairie Shopping Center is horrendous. Why they haven't corrected northbound access onto 494 is beyond me. Turn the mall into a high class outlet mall. There are many weeks that I look at the Eden Prairie Newspaper and see many articles about the Somali children in our community. I'm glad that they are happy. Now, I wish that our school system would have taken just as good of care of all the caucasian children that have left the school district because they were being bullied by the Somali kids. The little girls across the street from us left to go to a private school. Her parents won a lawsuit against Eden Prairie Schools, for not protecting their daughter. It's time for equal treatment for all.
- We need a Mexican restaurant!
- We need better grocery stores like Whole Foods, HyVee, Thyme. Grocery stores in EP are just bad. Even Byerlies is horrible when compared to other locations. I always travel to other cities for my food shopping
- We recently moved from the SW part of EP to the SE part. There are no close restaurants, too far from the high school and community center.
- Wish there was a resturant like Perkins. Too many hamburger joints.
- Wish there were more interesting restaurants.
- Wish there were more restaurant options that are not a chain and not real expensive.
- Wish we had more neighborhood restaurants and bars outside of mall. Wish we encouraged new businesses to come (like Total Wine, Hyvee) that don't come because of our liquor laws. Wish we had a walkable downtown like Edina, Excelsior, Hopkins, etc.
- wish we had more restaurant options and breweries and updated grocery options such as Hy-Vee
- Would love a couple more great restaurants.
- Would love it if the Target was a Super Target or a HyVee could be built. I also really miss the Sports Authority (looking forward to the Scheel's coming!)
- Would love more shopping and dining options. Seems like I'm always going to Edina or Bloomington for places that I go regularly and that other cities almost always have (ex. Tj maxx, Marshall's, ulta, bed bath and beyond, Athleta, Trader Joe's, Hyvee). Also, would love more sit down dining options and things like

breweries with ambience such as unique decor and outdoor patios with mid range dinner options (12-18 dollar meals).

POORLY DESIGNED LAYOUT

- Access to local businesses
- Access to stores/businesses I frequent
- Access to the small strip malls around town is difficult at best
- Area around the mall is confusing to navigate, but you get over that pretty quick. Plus less important with Waze, Google Maps, etc
- Because of its natural attributes (lakes, streams) sometimes it is difficult to get directly from point A to point B.
- Challenges getting around the city
- Circular nature of EP center is not an inviting city center.
- city layout unusual in that there's no true 'downtown', so stores & restaurants are in various locations throughout the city
- City layout, suburban planning, no independently owned/family and business.
- Confusing layout- not walkable.
- Confusing roads
- Confusing roads. Everything seems circular
- Confusing street configurations at times. Navigation isn't always easy or intuitive
- Confusing street layout
- confusing streets in/around flying cloud/62/494 intersection - but I've only lived here a year, so maybe I'll get used to it
- congested streets and roads.
- Convoluted roads, traffic lights - it takes 15 min to get anywhere within the city. Intersection of highway 5 and 4 is often a mess in the evenings and have to wait 6 - 7 minutes to clear the intersection at times. Concerned about LRT adding to traffic woes on the PCD, Flying Cloud section.
- convoluted to get around town.
- Difficult to navigate road layouts
- Difficulty crossing town. Uncoordinated stop-lights.
- Difficulty with getting to places around city center/mall area. Takes too long with traffic lights
- Driving around EP Center to shop is a big pain. I usually go elsewhere
- Driving directions are always difficult around the mall area - some places are quite confusing to get to.
- Ease of getting around. I've lived here for 15 years and I still get lost sometimes.
- EASY TO GET LOST.
- EP is a very 'car-oriented' community; most services and shopping are somewhat centralized versus being dispersed into individual neighborhoods (ala South Minneapolis, Richfield, St. Louis Park, even Edina & Bloomington).
- Everything is poorly laid out and too far to drive
- Everything is spread out with no good way to travel around other than drive. No good transportation.
- Getting acclimated to street -- the 494 curve gets in the way.
- Getting around by car
- Getting to some areas can be a challenge.
- Getting to various parts of town efficiently
- Giving someone directions to get from point A to B in EP. I hate Prairie Center Drive traffic.
- HARD TO DRIVE AROUND, NOT WELL LAYED OUT.
- Hard to drive into Mpls for any aft/evening event.
- Hard to navigate

- Hassle of driving around the more commercial area (around the mall, costco, aldi, etc.).
- How difficult it is to find my way around
- I feel the road systems could be more efficient. Easier access.
- I have lived here a year and I still have a hard time finding my way around parts of Eden Prairie where the roads aren't straight.
- It is difficult to find one's way around. The streets are awkwardly named and organized.
- It takes forever to get around the mall and 494/212 interchange. Make the city seem less bikeable, walkable, and I have less sense of community.
- It takes too long to get from one side of town to the other because of street layout and long stop lights.
- It's difficult to have more than one route to get to a location. With the way our streets are designed, you're often limited with only certain routes to get to locations. Also, traffic has become quite congested during the weekdays with the amount of business and workers commuting. It's definitely come less convenient to get around.
- It's too big to get around easily and feel connected to the community.
- Lack of round-abouts
- Large area-wise, distance and time to get places (e.g., from my house to community center)
- maze of roads around the mall.
- Navigating (confusing road layout)
- Navigating the roads can be confusing.
- No great way to drive or ride bike across town to community center
- Not a straight way to get anywhere.
- Prairie Center Drive business district circle has unappealing aesthetics.
- Road design.
- Road layout
- road layout. very confusing.
- Roads are bizarrely laid out. Especially near the mall
- Roads are not adequate.
- Roads around EP Center/ 212 confusing.
- Roads difficult to navigate.
- Roads that go in circles.
- Roads, getting from one place to another.
- Roadway system
- Seems like no straight route to anywhere...more round about
- So difficult to find your way- confusing ROADS- my friends in Mtka hate coming here.
- Some of the confusing roadways, especially the 494/Prairie Center Drive area.
- Sometime challenging to recall where a store or restaurant is located because not an easily navigable city.
- Sometimes it is hard to figure out how to get places!
- sometimes it is hard to navigate the city. Streets can be confusing.
- Somewhat hard to get around
- Sprawl. Flying Cloud road is hideous mix of one off parcels with no connection or design requirements. Looks tacky
- Sprawl. Despite much talk in past years about a 'city center' there really is not one and it is likely too late to establish one. One gets the sense that Eden Prairie is only a geographical place, crisscrossed with highways, neighborhoods, business parks and malls of various sizes. Chanhassen , as an example, has a town feeling with a distinguishable Main Street from which business growth and neighborhoods have emanated from.
- Strange roads.

- Street layout/design (e.g. confusing curved roads, intersections on curves)
- Street naming convention.
- Streets and county roads are confusing.
- Streets are confusing.
- Streets are rambling and nature spaces are dwindling.
- streets are very confusing
- Streets go in circles- hard to navigate unless you are familiar
- Tangle town nature of apt complex and townhome areas.
- The circuitous roadway network closes off neighborhoods. I would like to bike around my neighborhood but I keep ending up in dead-end streets. It doesn't enhance the community feel/connection as much as a networked transportation system would. City planners should keep this in mind when there are opportunities for redevelopment.
- The city is so spread out that it takes quite awhile to get across town to do all your shopping.
- The crazy road structure. It so easy to get lost and go in circles forever. Also the parking lots for many establishments are very difficult to get in and out of.
- The difficulty of getting around by car. Takes about 10 minutes to go to my bank, 3 miles away. Light timing is bad. All of a sudden too many big apartment buildings.
- The highway cutting through it.
- The highway exits and all the circles with getting around town.
- The intersection of county rd 4 by the fire station. Southbound has 2 left turn lanes and NO right turn lane! People going south block the right lane so I wait at that intersection every day trying to make a righthand turn while theres NO ONE in the 2 left turn lanes. Traffic design at its finest!
- The many different ways you drive from one location to another.
- The meandering road system
- The narrow residential streets.
- The road don't make a lot of sense to people that live outside of EP
- The road layout, so many roads that go nowhere.
- the road system
- The road system around EP Mall/494 & Prairie Center Drive is tough.
- The roads are confusing.
- The roads are convoluted and names of roads don't continue in many places ie Prairie Center Dr and Valley View, Franlo Rd.
- The roads are every which way and confusing.
- The roads can be a bit confusing.
- The roads get confusing- getting from 1 place to another within E.P.
- The roads. There are only 2 roads out of my neighborhood, and one of them sometimes floods. It's confusing that some roads change names partway through. Too few straight roads means longer travel times.
- The streets are confusing because of their circular nature.
- The tangle of roadways. It's difficult to explain to strangers how to get places in Eden Prairie.
- The very confusing roads around the mall.
- The way highways 5/2/2 divide the community.
- The way streets & roads are layed out.
- THINGS ARE SPREAD OUT WIDELY AND IT TAKES TIME TO DO ERRANDS.
- transportation
- Transportation
- Transportation and mobility
- Transportation.

- Trying to get anywhere near the mall.
- Wayfinding, traffic at times
- We really need that one more freeway interchange with 494 to make it easier to get off & on.
- Winding main streets, city's main streets street lasted pouty well.
- You have to drive almost everywhere.

LACK OF DOWNTOWN

- A more centralized downtown feel besides the eden prairie mall
- Although the choices and quality of retail is good, I wish we had a downtown feel like Edina, and other towns. That is the missing link for Eden Prairie, a place to walk around if you will.
- Eden Prairie Center- it is better since Sears closed and I anticipate it being better when Scheels expands, however we are sorely lacking a 'downtown ' or 'Main Street ' similar to Excelsior and Wayzata. It would be a great business opportunity and really promote community and community events.
- EP is a HUGE city, which is a function of how the metropolitan area has grown. I wish EP had a defined city center (main street) giving it more of a small city feel.
- I don't like that there is no downtown area. I also wish the city would allow stores like Fresh Thyme or Trader Joe's into the community. The community liquor store policy is outdated and should be eliminated to allow for these types of stores.
- I have always been sad that we are such a great city but do not have a great 'main street' or 'downtown area'. I think we have really 'missed the boat' on that one.
- I really wish we had a downtown.
- It can be boring. There is no 'downtown' with culture, arts or nightlife
- Lack of a central area to call our downtown or city center.
- Lack of a central 'downtown'
- Lack of a central downtown feel like Hopkins, Excelsior, Stillwater etc.
- Lack of a city center - downtown area
- Lack of a downtown
- Lack of a downtown
- Lack of a 'downtown'
- LACK OF A DOWNTOWN AREA.
- LACK OF A MAIN STREET DOWNTOWN- LACK OF WALK ABILITY TO COMMERCE.
- Lack of center community such as a downtown area.
- lack of city center/street with restaurants and shopping (Edina, Excelsior, Hopkins etc)
- Lack of downtown or main street
- Lack of downtown with viable walkable retail. Mall area hard to access. Mix of tired stores in mall.
- lack of town center and nothing unique about the city as it has the same chain stores and restaurants as most outer ring suburbs.
- Needs more of a downtown feel, like Excelsior has with more restaurants and gathering places
- No "center" of city- just mall and outlining city centers.
- No "center" to walk & stroll. EXAMPLE= EXCELSIOR OR HOPKINS DOWNTOWN.
- No "downtown" or city center.
- No "downtown".
- No central downtown
- No central downtown area. Not a lot to do in the evenings.
- No central location, no sense of community, lack of tolerance for minorities
- No city center - would love to ride bike to the mall or shops but it's dangerous and not conducive to walking/biking.
- No city center or downtown area. This prevents a sense of community being created.

- No city center other than the mall, just a massive, sprawling suburb
- No defined downtown, no sidewalk cafes, few restaurants with great views.
- No 'downtown'
- No Downtown area!
- No downtown area!!!!
- No 'downtown area', lack of sidewalks in my neighbourhood.
- No downtown area.
- No downtown no upscale shopping.
- no downtown or main street area. community has a significant sense of disconnect - rich and poor are separated geographically
- No downtown or Main Street.
- No downtown or pedestrian friendly shopping- too many big-box stores & 4-6 line roads.
- No 'downtown' or walkable environments. The mall area is totally car dependent.
- no downtown per say
- No downtown to make it unique and welcoming.
- no downtown walkable retail area
- No downtown, cannot give directions because the road system is very unorganized. 212 is very confusing to most people.
- No downtown, nightlife. You have to go outside of Eden Prairie for an exciting night out.
- No downtown, overly commercial feel
- No Downtown.
- No downtown.
- NO DOWNTOWN.
- No 'downtown'. City seems to be centered around the mall as the focal point of the city which is unfortunate.
- No downtown. Our 'main drag' is the worst. It is so embarrassing.
- No identifiable/functional downtown.
- No 'main street' area with locally-owned businesses.
- No main street or real sense of community.
- No Main Street- spread out weird. Everyone complains about the roads to get anywhere
- No metro to the city.
- No real city center... too spread out.
- No real downtown
- no real downtown area or character of city center
- No real downtown area would like a small town feel.
- No real main street or "down town".
- No real sense of community or downtown here
- No real town
- No sense of "downtown"
- No sense of main street or true community. (Ref. Hopkins as an example.) Also lack of a decent Public Golf Course.
- No sense of 'mainstreet' or a likable community center. The EP Mall does not do it for me. Ref. Downtown Hopkins or Edina as what I believe is truly missing in EP.
- No town center or local feeling of a downtown
- No town center, no small town feel, no walkable areas
- No town center. City Council allowed to building a very piecemeal business and shopping district
- No true downtown, No Pull Tabs Community Center Prices Lights are not synced on EP 4 around hwy 5 lack of convenience store off 212 between dell and EP road.

- No true downtown/Main street area
- That there is not a 'downtown' main street/boutique home feeling
- The fact that there really is not a town feel (Main Street).
- the fact that we don't really have a true 'downtown' area... like Hopkins or Chanhassen
- The lack of a downtown feel area. I think it takes away from the feeling of community.
- The lack of a good city center. The curvy dead-end roads get tiresome after awhile.
- The lack of a quaint central downtown area and the limited walkability of the city.
- The lack of a true downtown area.
- There is no classic looking main street. If Eden Prairie had any sort of charming main street like Hopkins or Excelsior it would be great.
- There is no downtown or city centre to provide a true identity and sense of community. This will remain a long term detraction to a thriving city. EP mall and strip malls (which are great to have abundant) don't provide that.
- There is no 'downtown' or 'main street'
- There is no 'downtown' type feel here - and few Mom and Pop places - its all franchised places.
- There is no natural downtown/Main Street area only manufactured areas with sprawl. While there are places to walk, there is nowhere, really, to walk to so the walkability factor is terrible. It is necessary to get in the car to go just about anywhere.
- There is no real 'downtown' area.
- There is no real village center. A shopping mall is considered the center, this is where the planners could have been more creative.
- There isn't really a centralized downtown area, like downtown Chaska, Excelsior, or Hopkins with unique restaurants.
- There really isn't any character or charm; nothing really defines EP, other than the mall- it has no downtown, no unique shops or restaurants- it could be anywhere USA.
- Too big and no down town
- Very spread out - no real downtown area.
- We don't have a central downtown where you can walk to shops and get entertainment.
- We have no cute downtown area like Edina or excelsior
- Where is the Downtown that was envisioned over 30 years ago?

TAXES

- 1) High property taxes. 2) liberal school administration has cause a decline in the high educational standards of the past.
- County taxes keep going up. There are other places where seniors taxes are frozen for house values and they do not keep going up.
- Expensive property taxes
- High % property tax increases in recent years.
- High cost of taxes
- High cost of taxes, especially school taxes.
- high property taxes
- High property taxes
- High property taxes
- High property taxes
- High property taxes
- High property taxes
- High property taxes
- High property taxes for the services received.

- High property taxes, some home owners in my neighborhood do not care for their property, and several people living in one dwelling and congesting the streets with their vehicles. There should be an ordinance to home owners renting their property out to several people. I feel this has brought down my property value yet my taxes are being based on a higher value. We do need a new grocery store in this town not one owned by the same people.
- High property taxes.
- High property taxes.
- High state and property taxes.
- High taxes
- High taxes
- High taxes
- High taxes
- high taxes
- High taxes.
- High taxes.
- Increasing my property taxes year over year while I don't enjoy or see any increased payback. I don't get any annual salary increases, yet my taxes and the cost of goods keep increasing. And I pay FULL property taxes yet the city does Not maintain my community streets because the city didn't ensure the streets remain compliant. Yet due to these two failures, I pay high taxes but get zero road services. And we are also aggravated that MAC allows the Flying Cloud airport to do whatever they want with zero regard to prior commitments to keep this a small airport with small aircraft. Large airplanes now fly in and ou 24/7 with Zero regards to people being told that flights are limited after 10 PM and 7 AM. That's no longer true. We should all get MAC paid triple pane windows and extra attic insulation.
- It's more of a state/county/city issue. Lack of property tax relief for retired people. The winters are not favorable and the property taxes are high. It is pushing us to consider selling and moving out of state.
- property tax
- Property taxes
- property taxes and lack of a downtown area
- Property taxes are high
- Property taxes are too high- paying too much for schools. Make the parents pay- if they want to have have kids, they can pay for them
- Property taxes are too high!
- Property taxes are too high.
- Property taxes too high.
- Property taxes.
- Property taxes.
- Property taxes: way too high- I'll move because of it.
- real estate tax assessment doesn't seem fair...seems to be higher than reality/comparable sales.
- Real estate taxes
- tax
- TAXATION/ the City Council should focus on local issues.
- Taxes
- taxes
- Taxes
- Taxes
- Taxes
- Taxes
- Taxes
- taxes

- Taxes
- Taxes
- taxes and deterioration of safety as we grow
- Taxes and high cost of water
- Taxes and no downtown
- taxes and speed traps
- Taxes are a little high
- Taxes are high and keep increasing. I will probably not retire here. I bike ride around Eden Prairie using the sidewalks. Some of the sidewalks along 62 are in pretty rough shape. The sidewalks on Valley View between Mitchell and Eden Prairie Rd are in horrible condition. This may have been fixed, I quit riding them.
- Taxes are horribly high
- Taxes are too high.
- Taxes by city, county and state will be rising too high for those of us on fixed income.
- Taxes keep going up, a worry for retirement.
- Taxes- Minnesota is general.
- taxes and the extension of the light rail to Eden Prairie. It's a tremendous waste of tax dollars and will attract crime and homeless to eden prairie.
- Taxes! The city is built. Infrastructure exists. Why such high taxes. Also dislike that the city is 'plastic.' Comprised of chain restaurants and boring mall. Would like city to be more like downtown Excelsior or 50th and France. Character!
- taxes, as related to Minnesota primarily
- Taxes, but while we're in the schools they're worth it
- Taxes, flow of residential traffic, home prices (make me less likely to stay with a growing family)
- TAXES, WATER UTILITIES, ALL THE COUNCIL CARE ABOUT IS REVENUE.
- Taxes.
- TAXES.
- TAXES.
- TAXES.
- Taxes.
- Taxes. People with dogs constantly disobey the leash laws especially on the trails and nobody does a thing about it!!! This has gone on for years! Neighbors let their dogs run loose especially when they want their pets to do their chores.. Neighbors let there dogs bark for hours and nobody does anything.
- Taxes. Some unnecessary money spent.
- Taxes. We pay for the things we like.
- The high tax rate
- The high taxes
- The high taxes.
- The taxes.
- Too high of property tax- I'm moving because of it!
- Too high of taxes for minimal services. Also, only two entrance and exit roads from our neighborhoods for the population.
- very expensive/high taxes
- Very high taxes and dealing with low income housing inhabitants
- we have no children...it's a place for families...we pay taxes on lots of things we do not use..i.e. schools
- We have only lived here for 7 months so I'm not sure how to answer that yet. I am worried about rising taxes and new school board special elections coming in 2019 requesting more funding. The Minneapolis

school board spent foolishly on things that did not improve performance. I feel that I need to dig into the EP school board more to find out if their values (including fiscal responsibility) line up with mine.

ISSUES WITH LOCAL GOVERNMENT, CITY SERVICES

- A lack of organic recycling options.
- Abusive police department
- Allowance of 365/days/yr wood burning, which is highly toxic to neighbors and adds to the green gas issues of climate change. This is creating quality of life issues for many neighborhoods. Yard waste is mostly burnt and the city does not have a means to control it and refuses to recognize the health issue.
- Amount of \$\$\$ spent on the new 'Eden Prairie' signs!!!
- Anti-family posture of police
- City council has delusions of grandeur- should just focus on municipal stuff.
- CITY COUNCIL UNRESPONSIVE TO NEIGHBORHOOD.
- City government
- City Government
- City is becoming too progressive because of liberal government behavior.
- City leadership's goal to place as much & many things into any open space. The only thing keeping the general (non-exclusive) parts & residential areas of Eden Prairie from becoming East Bloomington is time.
- city liquor stores
- City owned liquor stores are ridiculous and overpriced. Need more restaurant options that aren't bland chains. Stop putting up affordable housing units EVERYWHERE!
- City won't cut trees and don't fight buck thorn and don't appreciate 30 years of taking care of out lot!
- City/Community focus seems to be shifting from amenities and overall community image to a focus on diversity, feels like community health is suffering.
- Cost of building permits, you need to check other cities that boarder Eden Prairie.
- E.P. not allowing management co. to now to tree line behind my home (rental).
- Eden Prairie is far too restrictive on a person living in the community. Example; having a gas grill on a ground floor needs to be 10-15 feet from the building yet there are no restrictions on a wood burning fireplace in your facility. This is quite silly
- Eden Prairie liquor stores as only source for alcohol purchases.
- Eden prairie needs a yard waste dump site
- EP's laws on alcohol sales - too high of tax at liquor stores and Costco can't sell alcohol in EP. Too many foreign-nationality people who are rude, disrespectful and can't drive!
- Failure of the city to represent the people's religious beliefs. City papers, magazines, display of reading materials in public places, do not reflect the strong Christian beliefs of the majority of people living in Eden Prairie.
- For being a tree city, Eden Prairie cuts down a lot of trees. For example, I live near Nesbitt Park and tree cutting crews cut many trees and shaved the pines several feet up which makes them look naked and ridiculous. If we are a Tree City then please stop cutting down/up the trees. The trees help make the parks and the area look good!
- Garbage hauling -- they need to move to a single hauler! It's a nuisance and climate disaster to have so many trucks.
- Government
- I Hate the taste of the water.
- I have zero confidence and little trust in the new mayor, Ron Case, I believe EP will become more expensive to live in and frivolous and unnecessary spending will increase.
- I honestly can't think of anything I'd want changed, except perhaps the taste of city water.

- I wish the city would get rid of its city liquor stores and open it up to other vendors. We and many others we know travel out of the city to get liquor. It is not competitive with what is within proximity and the city could probably use its money more effectively by getting out of that business.
- I wish you had a free, annual junk pickup like the City of Bloomington does.
- If we don't have city liquor stores, we could be desirable for stores like TRADER JOE'S & have lower prices!
- I'm concerned that our government here is trending toward a 'big government' mindset where there's an assumption that taxes will go up every year and government will continue to grow, instead of recognizing that there are services that private industry can provide much more effectively and economically than the government.
- Indifference to enforcing city regulations
- Lack of diversity in elected officials and other leadership roles for the city.
- lack of management of natural resources in EP that is cost effective and based on the most current accepted science/ecological restoration practices.
- Liquors sales & inability for restaurants/bars to succeed.
- MANY ZONING CHANGES FOR SENIOR COMPLEX AGAINST NEIGHBORHOOD WISHES.
- Municipal liquor store pricing.
- Municipal liquor stores
- municipal liquor stores
- Municipal liquor stores. The area near the mall congested and a pain to navigate
- Need more emphasis on caring for the environment and restoring the natural spaces under city's management. Also, no walkable, downtown center and no non-chain restaurants and shops.
- Not frequent enough recycling pick up.
- Over reaching of city council, e.g. individual council members wanting to institute their own brand of gun control when there's been no groundswell of citizens calling for such.
- Overpaid city workers and a council that seems more concerned with 'diversity' than in being stewards of the tax dollars.
- Overreach of local government (especially with educational redistricting) and complete disregard for citizens' opposition to the light rail.
- Park & recreation director fired several staff to clean house & bring in his own young servants!
- Police towards blacks people and get out of Eden Prairie after 8:50 PM.
- Politics of city council.
- poor tasting water that also permanently damages glassware, flatware, etc.
- POOR ZONING DECISIONS.
- Pretentiousness and arrogant attitudes of civic leaders and too many residents
- Quality of drinking water/ little sense of neighborhood community- people come & go.
- RON CASE.
- The arrogance of elected officials as they attempt to overreach their duties and responsibilities and push social agendas and national issues in order to appease special interests.
- The city cut down trees in our neighborhood even though they were not causing any apparent harm.
- The city government doesn't take into account the opinions of the resident. There is a sense that they will move ahead no matter what the people say.
- The city murdering the deer and way to many Samalis
- The City of EP does not enforce its sidewalk ordinances requiring homeowners to clear the sidewalks in front of their houses. The result is an icy, treacherous hazard. I would volunteer to walk around my neighborhood and make a list of the house numbers of the occupants who never clear their sidewalks. Is there a fine for not clearing sidewalks? Look at all that easy money the city would collect, without raising taxes!

- The direction of our city council which seems to be less pro business. I don't like that Scheels wasn't allowed to put up advertising at th job site during construction. I don't think it is appropriate to ban cigarette sales or try to further limit gun sales within the city. I don't think it is appropriate to be wasting time on climate change issues at the city level. I don't like the ongoing 'fights' regarding Flying Cloud Airport. This is airport is an asset!!!
- the hard water
- The lack of community as it involves local city government, including the police department.
- The lack of diversity in our city govt. & school board; representation does not appropriately reflect demographics.
- The lack of the city taking out buckthorn in remaining woods which spreads into our yards
- The liquor stores are owned by the city. Limited walking/running paths.
- The local government has leaned towards allowing all income levels equal rights to live here, This in my opinion should be an earned right. It has lowered the standard of our neighborhoods and schools.
- The money wasted on Soccer Fields that sit unused 80%of the year, and require maintenance even when the season is finished.
- The tap water does not taste good. also, I would like one or two modestly priced restaurants with good food.
- The taste of the water - had to purchase an expensiv filter to make it taste okay
- Tiered water billing.
- Too many building restrictions.
- Too much focus on boosting private business/individuals, not enough focus on promoting overall community/public benefit
- too much re-doing of the parks which costs way too much money
- Waste management overpriced.
- Wasteful spending. Too many publications from City hall delivered by US Mail. The Eden Prairie signs i'm starting to see. I understand we just spent over \$200k on them! Such a waste.
- Water quality has declined in past few years.
- Watering restrictions in the summer for my yard.
- We would like more options for recycling and disposal, including a yard waste drop-off site, compost (organics recycling), and an environmental center drop site for electronics, etc.

LACK OF DIVERSITY, DISCRIMINATION ISSUES

- a cultural shift in the communities
- A minority of white people are very vocally opposed to the Somali population and make many negative remarks,
- Change in population- being favored.
- Dealing with a portion of the population that feels entitled to special privileges.
- Disproportionate resources given to a minority demographic and stagnating property values compared to neighboring suburbs.
- ELITIST ATTITUDE.
- Elite image
- Elitism.
- Entitled and snotty people
- Entitlement culture and high tax rate
- Episodes of -isms (racism, sexism, etc), that are prevalent everywhere. It is not an EP-only thing, but it is disheartening to have friends and neighbors display these types of opinions.
- Experiencing bigotry and/or entitlement by residents.

- Feeling guilty because I know that groups like the Somali community are not treated as well as the white majority here. We also don't have enough affordable housing
- General attitude of superiority of a lot of lifelong residents
- Getting too big & impersonal.
- how some residents take advantage of our city offerings without contributing to and fully embracing our sense of community
- I feel the public schools discriminate against caucasian people when hiring to get more diversity. They should hire based on a person's experience and fit for the job...not their skin color.
- I have personally been the victim of harassment by certain members of an immigrant community. They do not seem to respect people and seem entitled to be treated better than everyone else.
- I wish Eden Prairie was a little more diverse and more welcoming of minorities.
- I worry about the perception of the Somali community.
- Incidents like the McDonald's incident
- Isolation
- It is segregated, socio-economically. I wish there was more affordable housing for families in nice single-family house neighborhoods so all families had the same opportunities.
- It's a bubble. Most of my neighbors & school parents that I have met are upper class white.
- It's a little segregated- by culture, income level etc.
- Lack of acceptance of immigrants.
- Lack of community
- Lack of community feeling
- Lack of diversity
- Lack of diversity and a true 'downtown' that is walkable
- Lack of diversity and ethnicity.
- Lack of diversity and representation for communities of color.
- Lack of diversity.
- Lack of friendliness of people.
- lack of integration of diverse immigrants into the mainstream
- less awareness in general population about diversity and minorities
- Less diverse than some other places
- Most people in Minnesota not welcoming to new residents
- Not a sufficient offering of immersion programs, a hospital or a 'downtown'
- not diverse
- Not very diverse, not walkable.
- Not very neighborhoody/neighbors aren't super friendly
- Over population of diverse groups
- Over-the-top reactions by a very vocal minority of our citizens.
- Passive aggressive neighbors
- People r rude & entitled
- Plenty of people with money and attitudes.
- Pretentious attitude prevails
- Racial divide. We have a varied population but little community between them.
- Snobbish attitudes
- Snobby reputation.
- Snoby people.
- some sense of elitism
- Some stores have employees who will refuse to help white people. ☒ Reverse discrimination exists here.
- some what snobby attitudes

- The community is not welcoming to people who do not fit the uppity entitled suburbanite mold.
- The disparity between low SES and high SES
- The entitled blatant racism in public - and I'm white for crying out loud.
- The lack of tolerance some residents have for residents who are not Caucasian, or those that have viewpoints that differ from their own.
- The overemphasis on catering to certain religious and ethnic groups, every citizen of Eden Prairie deserves services equally.
- the perception that all residents are well-to-do, which of course, is not the case.
- The push back of a group of people who feel others owe them more than they and their group put into our community.
- The racial segregation that is creeping in due to housing issues.
- The refugee communities that are not incorporated into the community.
- The seclusion of wealthy residents (ex: Bearpath) from regular residents. There is definitely a feeling that some people are better than others.
- The snobby entitled people who live here.
- There aren't many African Americans that live in Eden Prairie. I would love for more African Americans to attend the public schools.
- There can be a problem with people acting like snobs here. This was a big problem at EPHS. This takes away from a sense of community.
- There is a sense of entitlement
- There is still little diversity in the city or the school. It can feel uncomfortable to a child of color.
- Too much elitism, sense of entitlement among too many residents and city leaders
- Unfriendly segregated populations
- Very clear socio-economic division among neighborhoods

WALKABILITY

- bike riding on street is difficult
- Biking- check w/ Minnetonka or Best Practices.
- Cannot walk to any businesses
- Can't walk to much
- Could be more pedestrian and bike friendly (Baker road for example between 62 and Valley View is a mess unless you're in a car.
- Could use more sidewalks
- Danger of crossing roads as a pedestrian
- Eden Prairie isn't very walkable.
- Geared toward more wealthy residents. Have to drive everywhere, cannot walk to any stores. No coop grocery stores and few small locally-owned stores. Mostly chain restaurants. Difficult to get to other suburbs without using highways.
- Have to drive eveywhere
- Have to drive to everything
- having to drive everywhere, having to drive to get to anywhere. probably the least walkable city I have been in.
- I can't walk to many neighborhood amenities such as restaurants, grocery stores etc
- I wish there were bike lanes on roads. From where we live, we feel like we have to drive most of the time to get to places we need.
- I would like the downtown to be more walkable
- Inability to walk to destinations. Traffic lights are not set for walkers, but to move cars. As population grows older, difficult to make across lanes when walking to grocery store

- It doesn't have a walkable downtown.
- It is not a walkable city.
- It's definitely a suburb, not a city. It's not convenient to walk anywhere from my house. EP is a bit of a 'bubble' - lots of upper class white privilege.
- It's not a very walk-able city. You need to drive to most places.
- It's not very walkable - need to get in car to do anything
- It's not walkable to businesses close to my home, ie need a car.
- lack of bike and walking trails in important corridors
- Lack of sidewalks in neighborhoods
- LACK OF SMALL STORES YOU COULD WALK TO. EVERYTHING IS BY CAR.
- Lack of some sidewalks in busy areas
- Lack of walk ability
- Lack of walkability (at least near us). We have to drive if we want to get a coffee, go out to eat, etc. I do wish there was a bit more of a mix of residential and business, with more of a town center-y vibe.
- Lack of walkability, high school is too big, our immediate neighborhood has little connection
- Limited transportation choices within the city for biking and walking in the south-central part of the city
- Long walk to get anywhere
- Lots of areas without sidewalks.
- Mall is somewhat unattractive and it is not very walkable.
- More accessible bike trails with paved paths, not gravel.
- more obvious crossings for pedestrians/runners like the newer one on Dell road!
- Need to drive to get most things.
- No protected bike lanes, i.e. Anderson Lakes Parkway.
- No sidewalks or public transportation
- No walkable city with restaurants and stores. Need fewer chain restaurants and more unique restaurants- find myself going elsewhere for fine dining.
- No walkable Downtown area/ very spread out.
- No walkable downtown core / destination
- Not able to walk to shops and restaurants easily.
- Not many 'places to walk to'. EP is a drive-everywhere community.
- not very good for walking to stores if you do not drive.
- Not very walkable, especially as you retire. To walk to a store or a shop would be impossible.
- Not walkable
- Not walkable, lack of interesting non-chain restaurants and shops in neighborhood
- Not walking friendly.
- Poor "walkability" few sidewalks, difficult to navigate.
- Poor bike trails near Eden Prairie Mall and Prairie Center Drive
- poor walkability
- Restaurants and stores not within walking distance of most homes
- The bike and walking paths don't get cleared of debris, leaves and branches in fall, and snow and ice in winter.
- The city is very car dependent; nearly every action requires a car.
- The danger posed to pedestrians and bicyclists, especially at rush hour. I feel safer walking across streets in downtown Minneapolis. If I wanted to walk in an Eden Prairie park, I would drive there because of the danger.
- The lack of a 'walkable' downtown area
- The lack of walkability. No downtown area for people to commune and walk around other than the mall.
- The overall layout of the city doesn't lend itself to a lot of walkable errand running/shopping/etc.

- The sidewalks and paths are not kept up enough in the winter. Would be nice if the park department could throw salt or brush off. Have been running and walking on ice lately, which has made it difficult to enjoy.
- Things seem to be spread out- not within walking or biking distance.
- Very car centric - would like easier way to get around without car
- Walkability & transportation options. Lack of bike friendly infrastructure. You need a car in Eden Prairie to get anywhere.
- Walkability to restaurants but that's a suburbia thing.
- Walkability.
- Would like more bike trails. We'd really like to see the Bluff Creek trail paved.
- you need a car to get around here. it's difficult to walk places and when you do, drivers aren't used to looking out for pedestrians.

HOUSING ISSUES

- A lot of section 8 housing, airport noise
- Affordable housing is difficult for many
- All of the multi family housing.
- Amount of government-subsidized housing. Packages stolen and mail stolen multiple times. Doesn't feel that safe anymore.
- Cost of homes to rent and / or buy.
- Cost of housing.
- Cost of housing. Although it is similar to other places in the metro. I suspect that we need more senior independent living options that aren't too expensive.
- cost of housing. The new apartments next to the transit station will become low rent housing. Who would want to live so close to such a busy intersection???
- Decreasing amount of moderate income apartments.
- Expense of rent.
- Expensive housing & rental costs.
- HIGH COST OF HOUSING AND HIGH TAXES.
- high cost of retirement housing
- Home values/ appreciation not good.
- Homes and landscaping are starting to show their age and many current residents aren't taking care of them.
- Homes available for purchase that are NOT split/multilevel \$300K-\$500K.
- Housing costs
- Housing is either sardine-pack apartments or huge homes on big lots. I want a small detached home on a small lot, and few of those exist in the city.
- Housing is expensive if you live alone.
- Housing is expensive.
- Housing is very expensive.
- Housing market is tough. The houses are extremely large with lots to renovate based on the 2000s era in which most were built. Building is also very expensive and there's lack of land to build on. We will likely move to Chanhassen or Victoria to build.
- Housing quality is deteriorating in some neighborhoods. Houses are in need of repair or paint. Houses that leave garbage cans in front of their homes or car parked outside oversight in residential neighborhoods.
- it costs too much to own or rent places to live. Not very 'affordable' unless you make over \$50K a year
- Lack of affordable 1 level living, housing to "age" in place.

- lack of affordable housing
- lack of affordable housing and a lack of a plan to create more
- Lack of new affordable housing options for empty nesters (NOT independent living/retirement condos/apts) what I mean is villas or single family one level living homes.
- Lacks one level living options
- Landscaping can be improved Shopping option can be improved Dining option can be improved
- LIMITED AFFORDABLE HOUSING.
- Low income housing
- low income housing
- Low income housing PERIOD.
- Low income housing, people don't care of the property.
- Lower income areas detract greatly from quality in the area.
- My neighborhood with townhome rentals comes new tenants monthly/yearly. Neighbors that own their own home keep it nice, clean & respectful of their community. While the rentals tenants make the neighborhood run down and too much chaos.
- My neighbors do not take care of their yards & outdoor areas, plus they do not pick up their dog's business!
- No affordable retirement community places to live
- No new housing that is affordable. All new housing stats at a minimum of over \$500,000. Makes for a difficult market for young families or retirees. Disappointing that the city council doesn't address this issue more directly. This will eventually impact our school populations and ability to keep seniors in the area.
- our neighborhood has some slumlords
- People not mowing lawn, too many vehicles in street (town homes), EP not enforcing the law about vehicles and boats in home owners lawn.
- Poor management of concentrated low income housing and its effect on schools. For example, Eden Lake used to be a well balanced culturally diverse school. Now it is an environment where I did not feel comfortable with my children attending due to the amount of behavioral issues and tendency for kids to intimidate by forming sizable groups.
- Price of homes
- Providing low-cost housing to welfare recipients/immigrants, as they cause crime.
- Rental costs.
- Retirement living not readily available
- section 8 housing in our cul de sac
- Section 8 housing, Nesbit park does not feel safe. City developing reputation of too much section 8 housing or reduced cost and taking over too much
- Shabby looking rental properties.
- Shortage of affordable housing
- Side walks not shoveled, cars parked over side walks, weeds overgrown, grass not cut, trailers, old cars not working in front yards also just junk, complaints nothing down for years. I have fallen two times and realize I can't walk the dog in the winter on my block . I put a lot of money in my twin home to look nice but people are moving out and they are turning into rentals . It is just getting worse, if we lived in bear path I suppose it would be different . But we are retired or young families and don't have a lot of money , but we always try to keep on are homes. I lived here 15 years and hate to move but I have people interested in my home for rental, and why not city just doesn't care what the house or yard looks like . My neighbor complained about the old cars , cars parked over the side walk and all the weeds, he was told the weeds were decorated plants and they would look into the other complaints, I could of told him nothing would happen he was new and he had to find out for himself

- Some of the homes and lawns in my neighborhood are not very well maintained
- The apartment building I live in.
- The high cost of homes.
- The lack of new homes being built
- The lack of really affordable housing.
- There are way too many rental houses in my neighborhood - owners aren't paying attention to homes and they go into disrepair, looking shabby and driving down value of my neighborhood.
- Too much hud housing.
- Too many housing for low income household. We have to work hard to cover for them and end up we can't afford anything in community center. But those people enjoy there free. That's not fair.
- Too many low income families introduced in recent years reducing the quality of life
- Too much low income/ affordable housing.
- TOO MUCH LOW INCOME/ SUBSIDIZED HOUSING.

SCHOOLS/EDUCATION

- 1. Lack of respect in the school system especially H.S. - I would never work there. No discipline. Not a safe school. I would not raise kids here. 2. it would be nice to have a cute downtown like Wayzata or Excelsior
- Adult education or continuing education
- Chronic School Rezoning.
- Concerns about our schools.
- Concerns about the leadership and overall direction of the school system.
- Culture of the students
- Decline in Eden Prairie schools.
- Eden Prairie school system.
- forced use of Ipads in the Eden Prairie schools
- High School is really big.
- High school system sports are tough for kids with good to average athletic ability. Although good community sport opportunities.
- How our school system is not the best. Too much busing out of neighborhoods to go to other schools.
- I wish that Eden Prairie had a community college presence!!
- I'm getting concerned about the school system. My kids are middle school and high school which are still amazing but I have neighbors and friends that are struggling with the elementary and the projection of bringing 6th grade into the middle school.
- Lack of busing to private Christian schools in Wayzata and Chaska
- Lack of transparency /communication within the Eden Prairie school district.
- Minnesota in general has terrible winters but EP can't change that. The high school is too large, especially when my children were there. The size is just too big for some kids. That was the case for our two children. They have terrible memories of high school. It actually impacted their mental health.
- need more college , school and Offices
- Need to improve school system.
- Negligent school spending.
- Not enough opportunities for varsity sports participation. Too many quality athletes and not enough varsity teams. Should have two varsity football and three hockey teams
- Not enough school-age summer day camps that run M-F until 6 pm for working parents.
- Our education system is slowly moving to be completely digital. It's just not a healthy way to teach children, in front of a computer screen

- Our neighborhood school was disappointing. We decided to send her to a different school within Eden Prairie. But now will have to drive her everyday.
- Quality of schools is dropping
- Racial tension in schools.
- School Choices & the upcoming light rail
- School district
- School Minority Learning.
- School referendum
- School system
- School System
- School system has gone backwards even though our kids have been out of the system for years.
- School system is getting worse; greatschools score is dropping
- School system.
- School zoning and couple of schools that their ratings are dropping.
- Schools
- schools
- Schools
- Schools
- Schools are not as good as they used to be- have gone downhill a lot in the 5+ years- classrooms are much more chaotic with discipline problems interfering with learning of all students.
- Schools are not considered as good as they once were.
- Schools are over packed, taxes, some run down areas
- Schools banished all holidays :(instead of teaching kids about worldly practices, all fun about gratitude & thankfulness is banned. School kids celebrate nothing~ the fear of offending 'one' prevails. Minority practice of nothing wins out.
- Schools can be better compared to other cities.
- Schools seem to be declining Some class sizes ridiculously large in high potential classes
- Schools- there are many kids going to other public cities schools. Need to re-evaluate Elementary Schools.
- Schools weren't friendly when we tried to schedule tours years ago so we open enrolled to Mtka
- Seems like a lot of social, & school boundaries are bad.
- Sports programs in high school is not inclusive to all levels of player. Coaches care more about winning than being a good coach. Sports administration is indifferent.
- That there is no intermediate school anymore.
- The indoctrination that takes place in the Public School System.
- The one thing in Eden Prairie that I like least is Eden Prairie School District. This is long and complicated, but we switched our high-performing kids to another school district to meet our kids' needs.
- The school district has gone downhill. They are ONLY concerned with 'black and brown' students who are failing - these are the exact words used by administrators in the school district. The schools do a disservice to the average students. I would never move to Eden Prairie now!!!!
- The school system - which seems to waste money and a non-responsive school board
- The schools are too big. Kids 'get lost' in the system. Would like to see more individual focus on average students instead of just trying to have 'the best of the best' students. Kids leave there very unhappy.
- the schools have a very poor reputation
- The schools have had a lot of challenges- Cedar Ridge has had multiple principals, micromanaging, large class sizes. The district reorganization was traumatic.
- The schools. Considering private education over the EP public schools.

- The way that money is spent in the school system. There should be more invested in staff who come into contact with the students, smaller classes, etc., instead of buildings and material things.
- We wish the high school were not so large. We send our kids to Breck for a more personalized education.
- Where we live, everyone sends their kids to spanish immersion school because they don't want their kids going to school with mostly somali kids.

NOTHING

- can not think of anything!
- Cannot think of anything relavent.
- Can't think of any...
- can't think of anything
- Can't think of anything
- Can't think of anything
- Can't think of anything
- can't think of anything
- Can't think of anything except abundance of crows!
- Have not found anything I do not like
- I like living in EP
- I love everything!
- I love it here.
- N/A we love it here!
- No complaints
- No negatives.
- none
- none
- None
- None
- none
- None
- None
- None.
- Not sure
- nothing
- Nothing
- Nothing
- nothing
- Nothing
- Nothing
- Nothing
- nothing
- Nothing comes to mind!
- Nothing really.
- Nothing to add.
- NOTHING TO NOTE.
- Nothing unique, very chain oriented, so very boring.
- NOTHING!
- Nothing!

- nothing!
- Nothing, I love it!
- Nothing.
- Nothing.
- Nothing.
- NOTHING.
- Nothing.
- Nothing.
- REALLY I can't think of anything.
- Seriously - I tried but can't think of anything.
- We love everything about Eden Prairie.

NEED FOR IMPROVED PUBLIC TRANSPORTATION

- Barely existing public transportation.
- Bus system.
- Busses don't go down Edenvale
- It lacks regular public transit connectivity to other suburbs, the international airport and downtown Minneapolis except during rush hours
- It would be really nice if we could have a stronger public transportation system within EP. Getting from one end of EP to another is impossible without a car. The bus system is something that can get u around but its not the best.
- It's too difficult for someone without a car to get around. Bring on the light rail!!
- Lack of LIGHT RAIL, as an executive, my commute was terrible.
- Lack of a light-rail system.
- Lack of accessible transportation within the city, to areas other than downtown (e.g. via bus).
- Lack of enough public mass transit.
- Lack of light rail.
- Lack of mass transit
- Lack of mass transit opportunities at varying intervals within the town. Also the duration of bus' to get from various points that may not be to Minneapolis. If I'm going 5 miles away I shouldn't have to be on a bus ride of almost an hour and a half.
- Lack of public transport into EP to downtown. Traffic on frequency (other than bus).
- lack of public transportation
- Lack of public transportation
- Lack of public transportation routes (no decent bus service around the city). See Bloomington area BeeLine service as an example of what I would like to see for EP
- Lack of public transportation to downtown light rail) instead of just bus and also lack of a farmers market.
- Lack of public transportation, poor city services including park maintenance.
- Less access to public transportation.
- limited public transportation to other areas of the metro area.
- Little transportation alternatives where I live (Dell and Hy 5}
- Mass transit options could be better. As we age as a community, that will be more important
- Missing opportunity for mass transit carrying people on 62...need express bus service to carry us toward light rail when built
- More public transportation from EP to Brooklyn park to st Paul etc.
- Need additional public transportation options beyond rush hour bus trips to Minneapolis and back.
- Need for more transit systems, that are available more days and times.

- No light rail, which was originally supposed to open in 2016.
- no lightrail
- No public transportation to St.Paul.
- No public transportation within the area
- Not enough public transportation.
- Not having access to light rail. Looking forward to it in the future
- Nothing I can think of, except perhaps the access and availability of public transportation. Especially as we grow older and may be less inclined to drive.
- Poor mass-transit
- Public transport
- Public transportation and affordable housing (equally disappointing)
- Public transportation is a issue.
- Public transportation options
- The lack of public transportation (bus stops) near Eden Prairie Airport and the close surrounding neighborhoods.
- There is no public transportation
- To get anywhere, you have to have a car. We need more public transportation to get around Eden Prairie for seniors and students. We need to encourage more biking and safe biking paths. We need more walking paths in residential areas (sidewalks) so that people can walk in the winter and in the dark. And more walkability to shopping areas like the EP mall and strip malls near the large mall. It is not easy for pedestrians to cross busy streets like Flying Cloud Drive, Prairie Center Drive, etc.
- Transportation for elderly, those without a car, and those who choose not to drive. Limited hours, no weekend service. Not currently adapted to changing demographic, aging population and reducing personal carbon footprint demographic.
- Transportation options are very limited for those without cars; also need more affordable housing. I have heard City Staff say they cannot afford to live here.
- Weekend transportation- bus.
- Wish the light rail ran out of here, but otherwise nothing.
- Wish we had the lightrail option already
- Would be difficult to get around many places without a car.
- Would like light rail to downtown.
- Would like the LRT line!

AIRPORT NOISE

- air traffic noise
- Airplane noise
- Airplane noise
- Airplane noise- extremely loud.
- Airplane noise from Flying cloud airport
- Airplane noise.
- Airplane noise. Speeders.
- AIRPLANES.
- Airport
- Airport noise
- airport noise
- Airport noise!!!!!!
- Airport noise.
- airport traffic in late hours

- Flying Cloud airport continues to get busier, causing a lot of aircraft noise in our area.
- Flying cloud Airport is getting too noisy and polluting the air around starring lake
- -Flying cloud airport is the reason we are moving away. It has been out of control for years. -Death grip on alcohol sales in the city. It's way past time to allow others to sell.
- Flying Cloud Airport noise
- Flying Cloud Airport noise!!!
- Flying Cloud Airport.
- I live near Flying Cloud Airport and the jets are EXTREMELY loud and bothersome. Some of the airlines fly very late at night and early in the morning. They should have restricted times. We just moved here and instantly noticed it as the one big downfall about living in Eden Prairie.
- increase in jet noise from the airport
- INCREASED JET TRAFFIC AT FLYING CLOUD AIRPORT. In the ten years we have lived here the jet noise has increased to an unacceptable level. It is not acceptable at any hour, but especially after 9pm and before 6am. The suggested restricted hours are not observed. A better plan for noise mitigation, including take off and landing vectors and noise reducing techniques, need to be put in place. This is not new, many of these exist for MSP.
- Increasing airport noise. Aging residential. Too many rental units.
- Jet frequency & noise into & out of Flying Cloud Airport.
- Living so close to Flying Cloud Airport. In the last 3 years the number of airplanes landing and taking off between 10pm - 6 am has drastically increased. Given our proximity, it is very disturbing.
- Minneapolis airport noise!! They created a superhighway right over our home in the Eden Brook Conservation area. It's awful when there's a south or east wind. It is arrivals. I have no idea why this hasn't been addressed!! It has to be!!
- NOISE from airport!!!
- Noise from Flying Cloud airport
- Noise from the airport
- Proximity to Flying Cloud Airport
- Sometimes smelling fuel from airport or Diesel fuel of some sort. Heavy in the air at times.
- the air traffic is getting heavier
- The air traffic 'pollution' from Flying Cloud has gotten totally out of hand in the last couple of years. The flights are non-stop at all hours of the day and night, and planes fly way too low over neighborhoods. Calls and concerns are politely answered but the traffic/noise only gets worse.
- The aircraft over flights from Flying Cloud and especially from MSP
- The airport has gotten a lot noisier over the years.
- The airport noise - seems like the hours and the size of airplanes allowed to land keeps going up. That is a poor choice in my opinion. The more the airport grows the less the attractiveness of EP to families.
- The airport noise/aircraft seem to be getting larger and noisier
- The Airport.
- The flying cloud airport and the risk it will increase in size and noise. The single engine planes flying over too close to the houses is not appreciated.
- the increased amount of jet noise from flying cloud airport
- The increasing airplane/jet noise/traffic coming from Flying Cloud Airport. Mechanical engine testing done at night is NOT acceptable. The noise/frequency of jets flying into the airport after 10pm and before 8am is increasing
- The noise from Flying Cloud Airport and the noise from from very low flying planes.
- The noise from Hwy. 169. The frontage rd. (Hennepin Town Road) has too much fast and noisy traffic.
- The noise from small aircraft circling repeatedly, dozens of times at low altitudes over my neighborhood. I wrote the MAC noise program rep and received the expected response: We can't do anything about it.

- The significant increase in both the frequency and volume of objectionable airport noise over this past year. Excessive road salting which is killing our lakes and streams. Lack of understanding of the impact actions being taken in the present will have on the quality of life in Eden Prairie in the future.
- Too many planes/jets in and out of Flying Cloud Airport. There weren't this many when we moved here 12 years ago.

CRIME AND SAFETY CONCERNS

- (1) Texting while driving is rampant. (2) Over interest/ influence of sports instead of arts.
- (Not enough) Less police presence on walking paths (e.g. Anderson Lakes Preserve) and dog owners not obeying leash zones/ marked zones.
- A fair amount of crime
- Break-ins & recent crime.
- Crime
- Crime going up.
- crime has gone up a lot in my area
- Crime in the neighborhoods.
- Crime is going up.
- Crime is increasing with too many Solamian muslimes in the community now.
- Crime over by the apartment areas. Afraid to jog or walk Anderson Lakes, etc.
- Crime rate - too many burglaries/robberies.
- Crime seems to be on the rise from what I have heard.
- Current increase in petty crimes/break-ins near our home, more traffic & Flying Cloud Airport.
- Currently the lack of police presence and traffic enforcement. The city used to have a reputation as somewhere not to speed, but that's no longer the case. Our particular part of the city (Quadrant 1 - near high school) is vastly underserved (as in zero) for traffic enforcement. It's essentially nonexistent, and no matter how many of us speak with the police department we don't see any type of presence or anything changing. It's a free for all thru residential neighborhoods. I can drive Valley View to Eden Prairie Rd north to 62. By the time I get there I will have seen a minimum of 3 people on their phone (1 will be driving significantly lower than the speed limit and floating outside the lines) and had at least 1 person pull right out in front of me from Duck Lake Trail like they didn't even see my car (saw 3 cars do it this morning). But know what won't I see? An Eden Prairie Police car. This is unacceptable and it needs to change in a big way, and soon.
- Gun violence, burglaries, commuters using Hennepin Town Road to avoid some HWY. 169 traffic by exiting south 169 of Anderson Lakes Pkwy and reentering 169 at Pioneer Trail.
- House for sex offenders is down the road/ close to school and or kiosk activities.
- I feel less safe in my neighborhood than I used to. The break-ins in the area seem to have increased, I suppose due to the influx of people moving into nearby apartments. Doesn't feel as upscale as it used to.
- I feel the crime is getting too much. Too many bad people moving in or passing through.
- I would like to see more police officers on duty at any given time.
- Increase of crimes around the area.
- Increasing crime - or at least perceived increasing crime
- Increasing sense of 'suspicion' of anything even slightly out of the ordinary (at least in our greater neighborhood).
- Lack of traffic enforcement & police presence by the mall
- Living across from a "drug" house no one does anything about.
- More crimes have come up this past summer, lots of car break ins, lots of domestic issues and murders. I know they are related issues, but makes me nervous being out alone.
- No longer feel safe.

- No longer feels as safe as it did 10 + years ago.
- Not as safe as it once was.
- Not feeling the safety and protection as we did having lived here for over 20 years. Our neighborhood has had more car break ins and theft than I can count., with no conclusion or proactive ideas.
- Number of people who still feel like they own the roads, no blinkers, careless driving and texting while driving...
- people driving crazily on icy roads
- Petty crimes- always worried about break-ins.
- Registered sexual predators seem to settle here in large numbers. The number of break in's has gone up over the last few years. I feel less safe than before.
- Response time by police are slow to not appearing at all for mid to late night incidents in my neighborhood.
- Rising crime
- Rising crime.. No main place to call main street... even if there is one called that.. No good place for seniors to live except places that have assisted living with them and we don't like that... We need good quality and affordable senior homes on one level and not apartments or large complexes that the developers put up to make them big money. Real houses for seniors to meet their needs...
- Rude and inconsiderate drivers. It seems worse than other areas of the city. Drivers in big cars/SUVs acting like traffic rules don't apply to them. This includes stopping for pedestrians in crosswalks.
- Some of the higher speed roads near residential areas.
- Somewhat increasing incidences of theft and burglaries.
- The crime has seemed to go through the roof lately and we never hear the who/what/why of the incident, just what happened, which leads to a lot of speculation and unknowns.
- The more and more unsafe feeling of living due to increasing issues of robbery and theft; the reduced educational performance.
- The recent episodes of violence in the community and the very real upswing of crime is making me and my family rethink our plans to retire here
- The road intersections can be dangerous where drivers must yield.
- The stealing of packages from our front doors.
- there are more incidents of crime starting to happen.
- There seems to be a lot of people breaking into apartment garages. This has happened to me in two complexes that I lived in.

COST OF LIVING

- Becoming expensive to live in Eden Prairie. Particularly housing. Average people are not able to afford housing prices.
- Community Center membership costs have been rising.
- Cost
- cost of living
- Cost of living
- Cost of living for a single parent
- Cost of living is higher than other cities I have lived.
- Cost of living.
- COST OF LIVING.
- Cost of living.
- Cost of living. High taxes and cost of labor.
- Cost of living. Housing prices, taxes, gargantuan high school.
- Cost.

- Everything is expensive. Homes and gym memberships are all more expensive than the neighboring communities
- Excessively expensive with no return
- Expensive
- Expensive
- Expensive
- Expensive- losing eating places.
- Expensive.
- Extremely high cost of living
- Extremely high cost of living. It's almost impossible to live here if your middle class or lower.
- High price of day care
- High prices, taxes etc.
- I don't like hearing that some people who work here cannot afford to live here.
- It is expensive to live in EP
- Its expensive and the set up seems to be too congested for the population.
- It's EXPENSIVE! We've been in our twin home for 13yrs and still can't afford a 2story home...they are all over 450k. I want more reasonable housing with a nice yard. No more of the association type neighborhoods with a shared yard.
- It's expensive, and taxes keep going up!
- It's expensive. And some of the people seem stuck up/aren't very warm.
- Little expensive.
- the cost
- The cost of community center amenities are very high.No library
- The high cost of living. I worry that I won't be able to afford to continue living in Eden Prairie if my rent continues to increase every year.
- Too expensive to live on a medial salary, too many traffic lights.
- Too expensive.
- When I retire, I will not be able to afford to live here.

ROADS (MAINTENANCE, CONSTRUCTION, SNOW AND LEAF REMOVAL, LIGHTING)

- Despite the high property tax I pay, the snow plow truck consistently pushes all the street snow into my front yard and driveway entrance and even causes me to have to do more work clearing my driveway entrance than if they hadnt come at all.
- Eden Prairie is now a older community and there are areas that have roads and trails that need updating, like Duck Lake Trail. Also working on encouraging new people to buy homes in older neighborhoods to fix up, for single family living not rental.
- I live in a cul-de-sac and get ALL the snow on my lawn This could be fixed easily Told i live on the worst cul-de-sac in Eden Prairie Help
- Medium income neighborhood streets are in dire need of repair and maintenance. The stop lights and traffic control really needs to improve. The intersection of Prairie Center Dr. and Plaza Drive is an accident waiting to happen when heavy south-bound, left turn traffic blocks the regress of the popular shopping centers fronting the road. This could simply be alleviated by using the middle lane as a second left hand turn lane. But no one listens!
- poorly maintained residential roads
- Poorly plowed roads especially intersections.
- potholes
- Residential snow plowing: slow, putting more snow in our driveway, they pay no attention to placing removed snow for better sight lines, safety considerations, hydrants mail boxes, etc.

- Road care in winter
- Road construction.
- ROAD MAINTENANCE NEEDS IMPROVED PRIORITIZATION- OUR STREET HAS NUMEROUS POTHoles AND PATCHES.
- Roads
- roads
- Roads are in poor shape e.g. Duck lake road is awful.
- Roads. very poor conditions
- Slow road construction projects particularly road construction .
- Snow plows dump too much snow in my corner driveway and I can't shovel myself out with new snow blower I brought. All this natural grass you're planting I don't feel as safe. People and wildlife can hide behind. I like the golf course look I don't even golf.
- Snow removal in my neighborhood
- Some areas need some repair to medians, city owned property that could be kept up better. Attention to details.
- STREET MAINTENANCE (ROADS) (PREVENTIVE MAINTENANCE). BETTER ROAD SURFACE MATERIAL.
- The constant construction slowly eliminating the open spaces
- The construction....there are very few wooded areas around here and they keep building on sites that are hospitable for wildlife and full of mature trees. The buildings ruin the horizon and increase traffic and pollution.
- The direction the city is going in terms of new construction.
- The way they waste tax dollars on snow plowing. People can drive through a little snow. They don't need to be out for every little dusting! Is getting out of hand. What a waste of money.
- The winter roads
- Too much construction
- Too much road construction.

GROWTH

- Amount as high density housing too high vs. single family houses.
- Building density, Overemphasis on diversity over assimilation.
- Building/construction designs for large buildings seems so random and downright ugly, as if all the city cared about was getting tax money for these behemoths. Ex: Martin Blu apts (off Mitchell) wrap around a gas station. Also the monster/ugly building on 212 that houses Kona Grill and the Fed Ex store, and now the tall monstrosity near SW Station. I'd like to see city planners have more influence on designs so we looked more 'planned.'
- City's relentless pursuit to grow, constantly approving high density apartment buildings; personal opinion is the increased density and approval of the light rail will result in higher domestic violence, decreased property values and lower scores in schools. The city needs to slow down and save their money, not spend it immediately & /or give TIFs to developers burdening the EP tax payers -
- Constant construction of more condos, commercial space. Doesn't feel like a community.
- Cramming in one more development on undeveloped land. ie: large housing development being built at 169 & pioneer trail.
- Crowded neighborhood. Too many cars on the sidewalk in my neighborhood
- Growth.
- I have grown increasingly concerned about EP's recent emphasis and priority on higher density housing, and the proliferation of housing and commercial development in the south/southwest quadrant of the

city. I moved to EP in 2011 for the prevalence of open, undeveloped space and nature. I am concerned that is being compromised to grow the tax base and encourage development

- I see lots of empty buildings, but yet, there are new buildings going up. I would love to see a 'green' approach to development, including encouraging businesses to use existing buildings rather than new construction. For example, I appreciate that Pizza Luce took the old Don Pablos and created a new look for this location (as they have done with others). Likewise, for obvious reasons, empty buildings have a negative impact both in appearance and potential for vandalism and more.
- Increase in new buildings and light rail sacrificing green space and creating potential traffic issues (light rail)
- Over building with apartments and senior living. Getting a little saturated.
- Overdeveloped. When something new like Hy-Vee or Fresh Thyme comes along, there's no place for businesses like that to build in Eden Prairie or the city isn't attracting them to come in.
- Starting to get overdeveloped
- The fact that they keep building assisted living homes and that property taxes are so high that a lot of business can't afford to stay around.
- The increase of building high rise(over three stories) of rental properties
- The increasing population
- The past few years there are too many high rises being built and the traffic is getting heavy.
- Too crowded, taxes too high.
- Too many apartment buildings.
- Too many apartments & condos being built. Blind devotion to diversity, social & economic.
- too many apartments/condo's going up. Becoming to dense.
- Too many people living here.
- Too much industrialization with growth of CH Robinson and increased air traffic at Flying Cloud
- too much new building
- Unplanned growth in past; too many poor people.

NEED FOR MORE PARKS, RECREATION, FACILITIES

- Absence of landmark recreation/tourist attractions surrounding communities have such as outdoor water parks, amusement parks, farmers markets, festivals etc...
- Amount of Dog Parks, lighting at the Flying Cloud dog park
- Eden Prairie needs to protect nature by providing wildlife corridors, removing invasive plants such as buckthorn and garlic mustard. Eden Prairie needs to encourage solar panels on malls, schools, churches and other large buildings.
- Fitness gyms available at a reasonable price.
- Growing up in another twin cities suburb one thing that has always bothered me in Eden Prairie is the lack of put skating rinks in the winter. Many other cities flood rinks for greater neighborhood access. Not all rinks have to be manned rinks with warming houses. Additionally EP needs to do a better job of attracting more restaurants and fast/casual dinning options there are many other great new options in other cities tha EP just doesn't have. That needs to change.
- I would appreciate an indoor walking track at the senior center. I know some people walk at the mall but the flooring is not comfortable for everyone. The Chaska walking tract is excellent but driving there in winter is more dangerous . I also feel that most EP residents drive too fast , many times about 10 miles over posted speed limit.
- It's far from the cultural activities we enjoy in downtown Minneapolis and downtown St Paul.
- Lack of affordable places to work out. Especially in quadrant 4. Having a business like Planet Fitness would be very helpful for middle class families to work out. Quadrant 4 also lacks businesses like a

grocery store. I find myself frequenting Chanhassen for many of my needs. I'd like to keep my business in our town, but being a busy working mom, it's just not always convenient to 'drive into town'.

- More options to use community center without cost to the member.
- Needs more options for fitness other than Lifetime fitness.
- No farmer's market.
- NO golf course. WHY!!!!
- No outdoor pool
- Not enough green/natural spaces.
- Not enough offerings for Adults (non-senior) for community education or park programs. There are many for children, families and seniors but few for an adult with no minor children. Compared to Minnetonka, Hopkins, Burnsville and Bloomington.
- Not enough space for sports (fields, courts, etc).
- Parks
- The fact that there isn't an outdoor pool
- The senior center- we need a larger facility & offer more educational programs for seniors.
- There are few, if any, adult, team-based sports programs available like soccer. It would be nice if the city began offering things like that. Look to Hopkins-Minnetonka or Minneapolis Parks and Rec Board as an example.
- There are no public golf courses in Eden Prairie..
- We don't have a public golf course here. But the economics just don't justify it either so that will never happen.
- We need a fitness center in the Southeast part of town i.e. the previous fitness 19 location. Would love more nature areas- not a park, just nature.

IMPACTS OF LIGHT RAIL

- 1. Light-rail coming to EP. 2. No cute downtown. City planners chose a bowling alley and Walmart instead!
- As much as I am eager to see the light rail line expand out here, I do recognize some of the problems it will bring with it.
- bringing in light rail
- CONCERNED ABOUT LIGHT RAIL IMPACT.
- Disruption of life during light rail construction
- I don't like the fact that we are expanding light rail into this community without our voting on it. It's hugely expensive and hugely subsidized. SW Transit is wonderful and should be expanded. It can go places where the cho-cho can't. I also don't care for the negative attitude on the City Council with regards to gun control/ownership. Go and take some classes from the top notch gun safety instructors that are available. You will find they teach safety, safety safety!
- I'm not excited about light rail coming in and out of EP. It is a two way rail system...yes we can go into the city, but the city can also come to us...
- It's becoming a Minneapolis "wanna be", esp. regarding light rail.
- Light rail construction!! I've had to deal with the light rail construction downtown through the years and that's how i know i won't like it. (Oh well.....)
- Light rail delay.
- LIGHT RAIL! We will be moving as soon as we can sell our house. Also, the liberal spending policies are unsustainable.
- Lite rail is a horrible idea! Traffic around the mall and 4&5 intersection
- LRT being built
- Prairie Center Drive. And that you are going to add a lightrail and mess up the traffic on it EVEN more!

- The coming of Light Rail and length of stop lights at busy intersections.
- The cost and expense of adding light rail when so many are happy with the current bus service.
- The fact that light rail is coming
- The light rail is going to bring in criminals and can't support itself. The bus takes you downtown in 1/2 hour with no stops! No need for light rail. Also, too many Somalis are living here. Crime is going up in general.
- The light rail on the horizon
- The New Light Rail is not needed and is a waste of tax payers money....bus's and improved highways are all we need
- The potential that the light rail might be coming. It will disrupt living and is not needed. We have a great bus system and easy access to interstates. Light rail has caused big issues for Minneapolis neighborhoods and I don't want to see that happen here.
- The Southwest Light Rail coming here.
- The southwest transit/train that will soon be developed
- The transition in certain neighborhoods along with future light rail is concerning as the potential to increase challenges for the community to shoulder.

OTHER

- 5 different garbage companies drive down my street. It would be nice to reduce this to one to reduce the wear and tear on the road and make the roads safer for pedestrians and vehicles.
- A Somali takeover of all the affordable housing reduced diversity. Poor planning on SOMALI influx severely reduced school quality, dividing housing appreciation.
- All the neighborhood uses my yard for their dogs to pee.
- Amount of immigrants settled in the area. Seems to be high.
- Appraisal system(EMV) is either broken or mismanaged
- As mentioned above, in addition to the city not enforcing the snow shoveling ordinances in the neighborhoods, the traffic patterns have always been very poor. Something needs to be done about Valley View Road—there are too many stops and starts.
- bad community
- Cell phone towers giving off radiation.
- Creatures
- Crowded Costco store :)
- Definitely a 'bedroom community' with a weak sense of community compared to other places I've lived. School quality is not as good as in the past. The road system can be confusing and the city needs to do more open to forms of transportation other than cars/trucks, such as pedestrians and bicycling.
- Distance from city
- Distance from city.
- Distance from downtown.
- Distance from my job
- Distance to downtown
- Distance to Minneapolis
- Distance to west side EP and other cities
- DNA.
- Employment / Companies
- Farther away from Minneapolis and St. Paul!
- Foreign, Section 8 housing population. Disgusting!!
- Getting surveys.
- Growth influence of socialist politics.

- healthcare
- High influx of a specific Somali minority group & the adverse impact which has resulted.
- High Somali population & Somali crime against animals due to their religious beliefs.
- How much the Somalian community is taking over - which will only increase exponentially when light rail lands here. We're absolutely kidding ourselves if we don't think that's true.
- Huge Muslim population- cause fear & crime.
- I don't like being in Hennepin County. It's so big and includes the big city. I recently moved from Carver County which was more rural and small townish.
- I don't like that EP city management allowed thousands of Somalis to move here in a very short amount of time and with no warning. My son became a minority in his elementary school within one school year. Why was EP chosen as the destination? Why were so many families allowed to live here? Why were the EP citizens not allowed to vote on this issue? I do not mind allowing some refugees to settle in EP, but the amount (~4000) that were allowed was ridiculous!
- I feel as though I can say this as I am non white immigrant myself. The Somali population is getting too large. I said earlier I would highly recommend someone to move to EP. If a friend was black and not Somali I would say do not move here! I have seen too many circumstances when Somali Bully blacks. Telling them they are not real Africans. Its going too far and no one says anything because they don't want to seem racist.
- I feel that a certain ethnicity of kids are not disciplined appropriately in schools.
- I have dismayed to watch neighbor's dump leaves into Purgatory Creek.
- I know this is not a city issue but I'm upset at Hennepin County wasting so much money on unnecessary 'renovation' of the library.
- I personally don't get a sense of community.
- I used to miss the dynamism and diversity of the city but that is beginning to improve in Eden Prairie.
- I wish we collected organics
- I would like it to be a Blue Zone Community.
- If it wasn't close to MSP or St. Paul it would seem to have lots of things to do but comparatively it doesn't. But that isn't exactly fair
- I'm from a rural area so for me there are just a lot of people.
- I'm so spoiled living here that if I have to drive 15 minutes or more to get _anywhere_ now I feel like it's too far. :)
- In my neighborhood everyone kinda keeps to themselves. This can be good but also would be nice to be more open.
- Influx of immigrants.
- It has become way to liberal politically.
- It is in Minnesota.
- It's in Minnesota and we have to deal with winter
- It's turning into the disaster known as Minneapolis
- I've lived in EP for over 20 yrs though a MN native. EP is feeling less and less like a community. When I first moved here there were many wonderful traditions in the community/schools that are no longer there. That have been removed. That made EP seem special and fun. Some of the community events are in place but they are poorly attended or not what they used to be. Now EP just seems like every other suburb. Not a destination for anything different or unique. EP Center is a destination but as a family we always find ourselves looking outside the city for places to eat or things to do. Our kids are through school in 6 years. We're looking for somewhere else to live. Too difficult to get 'around town' nothing is convenient when having to move around EP. Things are close in proximity but not convenient. Looking for more of a small town feel like it used to be.
- Lack of hunting opportunities & off-leash dog parks.

- Less business opportunities
- let me start by saying I am a non white immigrant. I'm done continuing to take in more and more Somalis! this is the one thing that I will tell anyone with kids wanting to move to EP. I LOVE diversity! When we moved here there was a good mix. Now my daughter is scared in the High school to go in certain areas. I work in the EP schools and Fellow teachers have been threatened at school by the Somali parents and students and nothing is done because teachers/staff don't want to offend the Somali population. When the same thing happens with white kids it is a different story! I'm sick of it! It does NOT matter what color you skin is. If you do something wrong there are consequences! This happens in the schools, stores, the library and just walking in the parks. I should be able to take my kids to the library and not have to explain why some people can swear loudly in a library and act inappropriate and get away with it. I cant impress on you enough. I LOVE/want diversity and am a non white immigrant.
- Liberal leaning policy makers
- Little India and Somalia
- Little sense of community as there is no real city center like surrounding communities
- Local neighborhood community spirit
- Minnesota
- Minorities/ crime.
- More suburban than urban
- My grandchildren are now minorities in their schools.
- My neighbors who don't shovel their walkways in the winter.
- Neighborhood, no lights, unfriendly.
- No "community feel".
- No .E.R. no DMV no civic orchestra/choir/band, pricey housing.
- no 24 hour emergency health care
- No emergency care hospitals
- No home town feel...no city center or quaintness
- No hospital. Had to drive to Chaska during rush hour to get to the nearest ER after a medical emergency last year.
- No local/community feel. All the local events keep getting curtailed. 4th of July, schooner days, etc.
- No sense of community like other cities near us. We do a lot of shopping and activities in Chanhassen and the feel of the 'town' is really nice. It is difficult to get around EP near the mall and highway 494.
- No sense of connection to community. Too quiet and independent in neighborhoods and no community organized block parties. Apparently used to be a thing but was stoppyseveral years ago.
- No urgent care facilities.
- noisy neighbors
- Not downtown
- Outside of MTC service with no close connections to it.
- Over privileged kids.
- Paramedics so far away. Fire dept doesn't provide that service, I don't think they're even full-time (!) so we've waited 15+ min for an ambulance. Police as EMTs is nice.
- Pending SWLT
- People are not as friendly and inter-active today as when we first moved into and resided in Eden Prairie. Drivers are rude and in a hurry in all portions of the city and this includes female and male drivers.
- People who complain about airplane noise
- People who continue to willfully litter our streets and parks.
- People.
- Percentage of Somalians

- Poor quality lakes, government does nothing for small businesses, Flying Cloud Airport sleep disruptions due to flying time. MAC does nothing to help and please don't tell people it is medical emergencies. It is not.
- Ratio of citizens
- RECENT INFLUX OF CERTAIN ETHNIC GROUPS HAS GREATLY CHANGED OVERALL COMMUNITY.
- Reliance on fossil fuels and/or coal.
- retail workers not able to understand english or be helpful
- Right now, ice on city sidewalks
- Sewer smell/drainage grate smell on streets.
- small house lots which limits sense of community
- Somalies everywhere.
- Sometimes I wish I were closer to Minneapolis!
- Sort of anonymous.
- Street lighting is not bright enough.
- Streets are dark during the evenings. Not a safe feeling to walk around after darkness. I am not pleased with some of the changes in schools
- That there may be generational erosion of the aforementioned ideal.
- The balance of immigrants to natural-born residents seems to have gotten out of line. Every store, bank, restaurant and even our neighborhood, is full of Somalis, Indians, etc. Is anyone tracking this?
- The cold.
- The community is not being kept up. Looks trashy!
- The deer that hit a car I was in 3 months, and the one I nearly hit last night.
- The delivery of paper phonebooks.
- the distance I travel to my work but that is by choice.
- The fact that there will soon be a shooting range with live ammo in Eden Prairie Center near the book store, eating areas, movie theater and shops. I plan to cut my visits to that mall way down once it opens in 2020.
- the fleecing of eden prairie working/taxpaying residents by certain immigrant groups
- The immigrants from Somalia and India have quickly taken over neighborhoods and have negatively changed the dynamics in the community.
- The immigrants that refuse to live as Americans
- The increased problems from Somali community
- The Muslim women and men are very rude. They act like they are better than anyone else.
- The number of foreign people.
- The railroad running through Chanhassen towards the High School is a source of noise at night
- The sense of community. I wish there was more of a 'downtown' area where we could have parades - 4th of July, Homecoming, etc. I also wish more people were attending the 4th of July Celebration every year. I grew up in Eden Prairie and now live here with my own family. I have seen a decline in City Pride. We used to have EP LOVES ITS KIDS and I think a homecoming parade down Valley View would be fun for the school kids to participate in and attend. Similar to what Minnetonka does in Excelsior. I also do think that more of a 'downtown' with unique restaurants and shops is missing in Eden Prairie compared to our neighboring communities, and I think we could definitely support such a thing. I think the population would rally around such a project, as well. We should also stop building high rise apartments and condos.
- The slow drip of liberal policies that is slowly degrading quality of life. Taxes increasing (too high to begin with) - not seeing any return on those higher taxes. School systems were top-notch for our kids growing up, but those are eroding, too. Wonderful teachers, but school administration and bureaucracy

are getting out-of-hand. Too many liberal, progressive policies that don't work are being forced upon what were once prestigious Eden Prairie schools.

- The thing I like least is my perception of a lack of community engagement and programs/events started by individuals.
- The waist, leaves etc. covering the storm drains.
- The winter weather :)
- There does not appear to be a great sense of community and if there is it is very segregated.
- There is no public lighting in my street (Hiawatha Ave) and some houses around my my house are not well kept (lawn, weeds, etc.)
- There is no real sense of community; no central area where residents can gather, and no truly successful community event or festival that brings a sense of belonging. We've lived here for 25 years, and yet if someone asked me to identify the 'heart' of Eden Prairie, I would be stumped. The mall? That would be a sad answer.
- There is no sense of community. There are no fun activities like Chanhassen or Hopkins have.
- There is no shooting range or trap club.
- Too many somali people to much crime
- Too big to sense a feeling of community
- Too many gun shops in Eden Prairie.
- Too many minority's
- TOO MANY MINORTYS.
- Too many Muslims! Enough is enough. They worship a different man-made god. Their goal is to take over the USA.
- Too many non-assimilating immigrants moving in to take advantage of overly liberal government subsidy programs with no apparent 'love' of this nation!
- Too many republicans
- TOO MANY SOMALIS and INDIANS. Somalies are rude, refuse to assimilate and want everything free. Their kids, especially the boys, are undisciplined brats. They are loud and disruptive in EP schools and dilute learning for the other students. You go to Costco in the evening and stand in line, you don't hear any English. You might as well be in a foreign country. Stop giving them subsidized housing and get them out of here. EP used to be a classy suburb, now it is disgusting because of these people. They have ruined the school system. I would not settle here with children.
- Too many Somali's.
- Too much light in the night sky
- Too much snow!
- Train noise sometimes
- Train stop coming to EP
- Trump supporters.
- Unfortunately the influx of Muslim perspective
- Unmanaged wild turkey population including aggressive toms that chase residents and visitors - city does nothing despite serious nature of problem
- Very difficult to find other 'younger families' to socialize with and have our children play with. Many, many elder couples and empty nesters who are in a different significant life stage don't participate in the community as they once might have (by historical, second hand, accounts).
- Very large Somali population
- Wasting of water on lawns etc. People walking dogs and not picking up after them and letting them "go" on others people's property & parks! And barking dogs.
- WATERSHED HAS BEEN NEGLECTED (PONDS).
- Way too many parks & trails.

- We have to take your time and take the 21st of the 3rd coming to r shift
- We spend too much money on optional things. Our children are entitled and have wants that become 'needs.'
- Weather, winters are too long. MN is not a very forward thinking state. But this has nothing to do with Eden Prairie.
- We've lived here for 5 years and there's very little sense of community it seems. Not sure how the city would overcome this, but would love to see more community engagement opportunities.
- Whenever there is noise
- Where I live? Too much volume of play by play and music from the baseball stadium.
- WiFi! I can't get anything above a trickle for love or money where I live.
- Winter
- Winter :)
- Winter, but that is beyond your control!
- Winter.
- Winters-can't think of anything else!
- Wish there was a hospital in town.

DON'T KNOW

- 5 different garbage companies drive down my street. It would be nice to reduce this to one to reduce the wear and tear on the road and make the roads safer for pedestrians and vehicles.
- ?
- ?
- N/A
- n/a
- n/a
- N/A
- n/a
- N/A
- N/A
- n/a
- n/a
- N/A.
- N/A.
- N/A.
- NA
- NA
- Na
- No
- no comment
- No comment.
- Unsure.
- We are fairly new to Eden Prairie, so can't really comment.

NOTHING/DON'T KNOW

- ?
- ?
- N/A
- n/a
- n/a
- N/A
- n/a
- N/A
- N/A
- n/a
- n/a
- N/A.
- N/A.
- N/A.
- NA
- NA
- Na
- No
- no comment
- No comment.
- Unsure.
- We are fairly new to Eden Prairie, so can't really comment.

APPENDIX D: RESPONSES TO SELECTED SURVEY QUESTIONS BY RESPONDENT CHARACTERISTICS

The subgroup comparison tables contain the cross tabulations of selected survey questions by respondent characteristics. Chi-square or ANOVA tests of significance were applied to these breakdowns of survey questions. A “p-value” of 0.05 or less indicates that there is less than a 5% probability that differences observed between groups are due to chance; or in other words, a greater than 95% probability that the differences observed in the selected categories of the sample represent “real” differences among those populations.

For each pair of subgroups that has a statistically significant difference, an upper case letter denoting significance is shown in the category with the larger column proportion. The letter denotes the category with the smaller column proportion from which it is statistically different. Differences were marked as statistically significant if the probability that the differences were due to chance alone were less than 5%. Categories were not used in comparisons when a column proportion was equal to zero or one.

Items that have no upper case letter denotation in their column and that are also not referred to in any other column were not statistically different.

For example, in Table 64 on the following page, 98% of residents who were 35-54 (B) gave excellent or good ratings to Eden Prairie as a place to live. This proportion of residents (B) was statistically lower than residents who were 18-34 (A), but were not statistically different from residents who were aged 55 or older. In another example in this table, respondents who lived in the community less than five years (A) gave statistically lower scores to Eden Prairie as a place to live than those who lived in the community 6-20 years (B) or more than 20 years (C).

COMPARISONS BY DEMOGRAPHIC CHARACTERISTICS

TABLE 64: QUALITY OF LIFE RATINGS BY RESPONDENT CHARACTERISTICS

Please rate each of the following aspects of quality of life in Eden Prairie: (Percent "excellent" or "good")	Length of residency			Age			Gender		Presence of children		Overall (A)
	Less than 5 years (A)	6 to 20 years (B)	More than 20 years (C)	18-34 (A)	35-54 (B)	55+ (C)	Female (A)	Male (B)	No (A)	Yes (B)	
Eden Prairie as a place to live	94%	98% A	96% A	95%	98% A	96%	96%	97%	96%	97%	96%
Your neighborhood as a place to live	86%	95% A	92% A	87%	93% A	92% A	89%	93% A	89%	94% A	91%
Eden Prairie as a place to raise children	94%	96%	94%	95%	96%	94%	96%	94%	94%	96%	95%
Eden Prairie as a place to work	94%	92%	91%	93%	93%	92%	92%	94%	93%	91%	92%
Eden Prairie as a place to visit	74%	70%	81% A B	67%	74% A	80% A B	79% B	68%	79% B	68%	74%
Eden Prairie as a place to retire	76% B C	65%	68%	78% B	62%	72% B	71%	68%	70%	68%	69%
The overall quality of life in Eden Prairie	92%	97% A	95% A	92%	97% A C	94%	95%	95%	94%	96%	95%

TABLE 65: QUALITY OF LIFE RATINGS BY RESPONDENT CHARACTERISTICS

Please rate each of the following aspects of quality of life in Eden Prairie: (Percent "excellent" or "good")	Housing unit type		Rent or own		Household income			Overall (A)
	Detached (A)	Attached (B)	Rent (A)	Own (B)	Less than \$49,999 (A)	\$50,000 to \$99,999 (B)	\$100,000 or more (C)	
	Eden Prairie as a place to live	96%	96%	93%	97% A	98% B	94%	
Your neighborhood as a place to live	94% B	87%	84%	93% A	91%	87%	93% B	91%
Eden Prairie as a place to raise children	95%	95%	94%	95%	98% B	92%	96% B	95%
Eden Prairie as a place to work	92%	93%	89%	93% A	88%	92%	94% A	92%
Eden Prairie as a place to visit	73%	76%	71%	75%	85% B C	71%	73%	74%
Eden Prairie as a place to retire	64%	76% A	71%	69%	77% C	73%	67%	69%
The overall quality of life in Eden Prairie	96%	94%	91%	96% A	93%	92%	97% A B	95%

TABLE 66: GENERAL COMMUNITY CHARACTERISTICS RATINGS BY RESPONDENT CHARACTERISTICS

Please rate each of the following characteristics as they relate to Eden Prairie as a whole: (Percent "excellent" or "good")	Length of residency			Age			Gender		Presence of children		Overall (A)
	Less than 5 years	6 to 20 years	More than 20 years	18-34	35-54	55+	Female	Male	No	Yes	
	(A)	(B)	(C)	(A)	(B)	(C)	(A)	(B)	(A)	(B)	
Overall feeling of safety in Eden Prairie	94%	95%	93%	93%	95%	95%	94%	96%	94%	94%	94%
Overall ease of getting to the places you usually have to visit	82%	84%	83%	80%	85% A	83%	84%	81%	84%	82%	83%
Quality of overall natural environment in Eden Prairie	96% C	95%	93%	92%	96% A	95% A	94%	96%	94%	95%	95%
Overall "built environment" of Eden Prairie (including overall design, buildings, parks and transportation systems)	81%	85%	80%	80%	84%	82%	83%	82%	80%	86% A	83%
Health and wellness opportunities in Eden Prairie	91%	94% C	89%	89%	93% A	91%	91%	93%	91%	92%	92%
Overall opportunities for education and enrichment	92%	90%	92%	91%	91%	92%	91%	92%	91%	91%	91%
Overall economic health of Eden Prairie	91%	93%	91%	88%	94% A	93% A	93%	92%	92%	92%	92%
Sense of community	63%	74% A C	67%	59%	72% A	72% A	71% B	65%	66%	71% A	68%
Overall image or reputation of Eden Prairie	91%	97% A C	92%	90%	97% A C	94% A	94%	95%	94%	94%	94%

TABLE 67: GENERAL COMMUNITY CHARACTERISTICS RATINGS BY RESPONDENT CHARACTERISTICS

Please rate each of the following characteristics as they relate to Eden Prairie as a whole: (Percent "excellent" or "good")	Housing unit type		Rent or own		Household income			Overall (A)
	Detached (A)	Attached (B)	Rent (A)	Own (B)	Less than \$49,999 (A)	\$50,000 to \$99,999 (B)	\$100,000 or more (C)	
	Overall feeling of safety in Eden Prairie	94%	94%	95%	94%	92%	95%	
Overall ease of getting to the places you usually have to visit	82%	84%	81%	84%	84%	80%	84%	83%
Quality of overall natural environment in Eden Prairie	95%	94%	92%	95%	95%	92%	96% B	95%
Overall "built environment" of Eden Prairie (including overall design, buildings, parks and transportation systems)	82%	83%	82%	83%	84%	79%	84% B	83%
Health and wellness opportunities in Eden Prairie	92%	91%	90%	92%	90%	91%	93%	92%
Overall opportunities for education and enrichment	91%	92%	92%	91%	95%	90%	91%	91%
Overall economic health of Eden Prairie	93%	91%	91%	92%	89%	88%	95% A B	92%
Sense of community	71% B	65%	62%	70% A	69% B	61%	73% B	68%
Overall image or reputation of Eden Prairie	94%	93%	90%	95% A	91%	92%	96% A B	94%

TABLE 68: LIKELIHOOD RATINGS BY RESPONDENT CHARACTERISTICS

Please indicate how likely or unlikely you are to do each of the following: (Percent "very" or "somewhat likely")	Length of residency			Age			Gender		Presence of children		Overall (A)
	Less than 5 years	6 to 20 years	More than 20 years	18-34	35-54	55+	Female	Male	No	Yes	
	(A)	(B)	(C)	(A)	(B)	(C)	(A)	(B)	(A)	(B)	
Recommend living in Eden Prairie to someone who asks	91%	95% A C	91%	90%	94% A	93%	92%	94%	92%	94%	93%
Recommend visiting Eden Prairie	83%	83%	85%	80%	83%	87% A B	86% B	81%	84%	83%	84%
Recommend conducting business in Eden Prairie	93%	93% C	89%	92%	93%	90%	93%	92%	91%	93%	92%
Remain in Eden Prairie for the next five years	83%	91% A	89% A	80%	92% A	88% A	87%	88%	84%	93% A	88%

TABLE 69: LIKELIHOOD RATINGS BY RESPONDENT CHARACTERISTICS

Please indicate how likely or unlikely you are to do each of the following: (Percent "very" or "somewhat likely")	Housing unit type		Rent or own		Household income			Overall (A)
	Detached	Attached	Rent	Own	Less than \$49,999	\$50,000 to \$99,999	\$100,000 or more	
	(A)	(B)	(A)	(B)	(A)	(B)	(C)	
Recommend living in Eden Prairie to someone who asks	93%	92%	89%	94% A	93%	89%	95% B	93%
Recommend visiting Eden Prairie	82%	85%	84%	83%	90% C	84%	82%	84%
Recommend conducting business in Eden Prairie	91%	93%	92%	92%	91%	91%	93%	92%
Remain in Eden Prairie for the next five years	91% B	83%	71%	92% A	91% B	78%	92% B	88%

TABLE 70: COMMUNITY CHARACTERISTICS RATINGS BY RESPONDENT CHARACTERISTICS

Please rate each of the following characteristics as they relate to Eden Prairie as a whole: (Percent "excellent" or "good")	Length of residency			Age			Gender		Presence of children		Overall (A)
	Less than 5 years	6 to 20 years	More than 20 years	18-34	35-54	55+	Female	Male	No	Yes	
	(A)	(B)	(C)	(A)	(B)	(C)	(A)	(B)	(A)	(B)	
Traffic flow on major streets	71%	69%	66%	65%	72% A	67%	72% B	66%	67%	71%	69%
Ease of public parking	92% C	91%	88%	93% C	91%	88%	90%	92%	89%	92% A	91%
Ease of travel by car in Eden Prairie	85%	81%	80%	84%	83%	80%	82%	82%	81%	83%	82%
Ease of travel by public transportation in Eden Prairie	51%	52%	50%	52%	52%	48%	49%	53%	49%	53%	50%
Ease of walking in Eden Prairie	74%	77%	79%	74%	78%	77%	77%	77%	78%	75%	77%
Availability of paths and walking trails	94%	93%	93%	93%	93%	93%	94%	93%	93%	94%	93%
Air quality	98% B	95%	96%	97%	97%	95%	96%	97%	96%	97%	96%
Cleanliness of Eden Prairie	94%	96%	96%	91%	97% A	97% A	96%	95%	96%	95%	95%
Overall appearance of Eden Prairie	94%	95%	95%	93%	95%	96% A	95%	95%	96%	94%	95%
Public places where people want to spend time	88%	85%	89% B	86%	86%	88%	89% B	84%	86%	88%	87%
Variety of housing options	71%	79% A	74%	68%	80% A C	73%	73%	78% A	73%	77%	75%
Availability of affordable quality housing	45%	51%	56% A	45%	54% A	50%	46%	53% A	47%	54% A	51%
Fitness opportunities (including exercise classes and paths or trails, etc.)	91%	93%	93%	89%	92%	95% A	92%	93%	93%	91%	93%

Please rate each of the following characteristics as they relate to Eden Prairie as a whole: (Percent "excellent" or "good")	Length of residency			Age			Gender		Presence of children		Overall (A)
	Less than 5 years	6 to 20 years	More than 20 years	18-34	35-54	55+	Female	Male	No	Yes	
	(A)	(B)	(C)	(A)	(B)	(C)	(A)	(B)	(A)	(B)	
Recreational opportunities	91%	93%	90%	89%	93% A	92%	92%	91%	91%	93%	92%
Availability of affordable quality food	79%	83%	84% A	81%	81%	85%	81%	83%	82%	82%	82%
Availability of affordable quality health care	79%	84% A	85% A	79%	83%	86% A	85% B	81%	85% B	80%	83%
Availability of preventive health services	82%	87% A	86%	80%	87% A	87% A	88% B	84%	85%	86%	86%
Availability of affordable quality mental health care	71%	69%	68%	66%	74% A C	65%	65%	75% A	70%	69%	70%
Opportunities for residents to provide input into City decision-making	73%	68%	66%	71%	70%	66%	71%	69%	68%	70%	69%
Value of City services considering the property taxes you pay	69%	69%	70%	65%	72% A	70%	70%	69%	68%	71%	69%

TABLE 71: COMMUNITY CHARACTERISTICS RATINGS BY RESPONDENT CHARACTERISTICS

Please rate each of the following characteristics as they relate to Eden Prairie as a whole: (Percent "excellent" or "good")	Housing unit type		Rent or own		Household income			Overall (A)
	Detached	Attached	Rent	Own	Less than \$49,999	\$50,000 to \$99,999	\$100,000 or more	
	(A)	(B)	(A)	(B)	(A)	(B)	(C)	
Traffic flow on major streets	69%	68%	71%	68%	78% B C	62%	70% B	69%
Ease of public parking	91%	90%	92%	90%	92%	89%	91%	91%

Please rate each of the following characteristics as they relate to Eden Prairie as a whole: (Percent "excellent" or "good")	Housing unit type		Rent or own		Household income			Overall
	Detached	Attached	Rent	Own	Less than \$49,999	\$50,000 to \$99,999	\$100,000 or more	
	(A)	(B)	(A)	(B)	(A)	(B)	(C)	(A)
Ease of travel by car in Eden Prairie	81%	84%	81%	82%	87% B	77%	83% B	82%
Ease of travel by public transportation in Eden Prairie	50%	52%	55%	50%	57%	46%	51%	50%
Ease of walking in Eden Prairie	74%	80% A	81%	76%	83% B	75%	76%	77%
Availability of paths and walking trails	93%	93%	95%	93%	93%	92%	93%	93%
Air quality	96%	97%	98% B	96%	97%	96%	97%	96%
Cleanliness of Eden Prairie	95%	96%	95%	96%	98% B	94%	96% B	95%
Overall appearance of Eden Prairie	93%	97% A	97% B	94%	99% C	96%	94%	95%
Public places where people want to spend time	87%	87%	90%	86%	91% B	84%	87%	87%
Variety of housing options	79% B	70%	63%	78% A	67%	67%	80% A B	75%
Availability of affordable quality housing	59% B	38%	30%	56% A	32%	41%	59% A B	51%
Fitness opportunities (including exercise classes and paths or trails, etc.)	93%	91%	90%	93% A	93%	91%	93%	93%
Recreational opportunities	92%	90%	89%	92%	84%	91% A	93% A	92%
Availability of affordable quality food	82%	82%	81%	82%	78%	80%	84% A B	82%

Please rate each of the following characteristics as they relate to Eden Prairie as a whole: (Percent "excellent" or "good")	Housing unit type		Rent or own		Household income			Overall
	Detached	Attached	Rent	Own	Less than \$49,999	\$50,000 to \$99,999	\$100,000 or more	
	(A)	(B)	(A)	(B)	(A)	(B)	(C)	(A)
Availability of affordable quality health care	82%	83%	82%	83%	82%	77%	85% B	83%
Availability of preventive health services	87% B	83%	81%	86% A	85% B	78%	90% B	86%
Availability of affordable quality mental health care	70%	68%	73%	68%	77% B	61%	71% B	70%
Opportunities for residents to provide input into City decision-making	68%	72%	74%	68%	66%	68%	71%	69%
Value of City services considering the property taxes you pay	69%	70%	72%	69%	70%	69%	71%	69%

TABLE 72: QUALITY OF SERVICE DELIVERY RATINGS BY RESPONDENT CHARACTERISTICS

Please rate the quality of each of the following services in Eden Prairie: (Percent "excellent" or "good")	Length of residency			Age			Gender		Presence of children		Overall (A)
	Less than 5 years	6 to 20 years	More than 20 years	18-34	35-54	55+	Female	Male	No	Yes	
	(A)	(B)	(C)	(A)	(B)	(C)	(A)	(B)	(A)	(B)	
Police services	91%	97% A	95% A	88%	96% A	96% A	93%	95%	94%	95%	94%
Crime prevention	90%	90%	91%	88%	90%	94% A B	91%	91%	92%	89%	90%
Fire services	97%	99% A C	96%	95%	99% A	98% A	97%	98%	97%	98%	98%
Fire Department response time	94%	99% A C	95%	90%	99% A	98% A	94%	98% A	96%	97%	96%
Hennepin County Emergency Medical Service (ambulance) response time	94%	98% A	96%	95%	96%	97%	96%	97%	96%	97%	96%
Animal control	80%	89% A	85%	82%	88%	84%	85%	84%	86%	84%	85%
Recreation services (i.e., recreation programs and classes, etc.)	92%	93%	92%	90%	93%	94% A	91%	94% A	91%	94%	92%
Recreation centers or facilities	91%	93%	92%	89%	93% A	94% A	92%	93%	92%	93%	92%
Park maintenance	95%	96%	95%	92%	97% A	95% A	95%	97% A	95%	96%	95%
Trail maintenance	93%	94%	94%	90%	96% A	94% A	94%	95%	94%	94%	94%
Senior programs and services	88%	90%	91%	92%	91%	88%	93% B	87%	90%	89%	89%

Please rate the quality of each of the following services in Eden Prairie: (Percent "excellent" or "good")	Length of residency			Age			Gender		Presence of children		Overall (A)
	Less than 5 years	6 to 20 years	More than 20 years	18-34	35-54	55+	Female	Male	No	Yes	
	(A)	(B)	(C)	(A)	(B)	(C)	(A)	(B)	(A)	(B)	
Street lighting	76%	77%	78%	73%	76%	81% A	77%	77%	77%	76%	77%
Street repair	83% B	76%	78%	76%	80%	80%	78%	80%	79%	78%	79%
Traffic signal timing	68% C	67%	61%	67%	66%	65%	66%	66%	65%	66%	66%
City streets as a whole	87%	86%	86%	85%	87%	88%	87%	86%	85%	88%	87%
Streets in your neighborhood	85%	85%	85%	79%	87% A	87% A	84%	87%	85%	85%	85%
Sidewalks (5-foot wide concrete sidewalks) in your neighborhood	81% B C	75%	72%	74%	79% C	71%	75%	76%	78% B	73%	76%
Asphalt trails in your neighborhood	84%	83%	81%	78%	85% A	83%	83%	83%	84%	81%	82%
Snow removal on City streets (excludes 494, 62 and County roads)	77%	88% A	87% A	72%	87% A	90% A	81%	88% A	82%	88% A	85%
Street sweeping on City streets (excludes 494, 62 and County roads)	86%	87%	86%	82%	89% A	87% A	87%	87%	87%	86%	87%
Building inspections	84%	85%	85%	72%	91% A C	85% A	86%	84%	84%	85%	85%
Assessing services	83%	79%	79%	77%	83%	79%	84%	79%	76%	84% A	80%
City planning services	74%	81% C	71%	74%	78%	76%	77%	78%	77%	75%	76%

Please rate the quality of each of the following services in Eden Prairie: (Percent "excellent" or "good")	Length of residency			Age			Gender		Presence of children		Overall
	Less than 5 years	6 to 20 years	More than 20 years	18-34	35-54	55+	Female	Male	No	Yes	
	(A)	(B)	(C)	(A)	(B)	(C)	(A)	(B)	(A)	(B)	
City engineering services	83%	88% C	77%	81%	87%	80%	81%	87%	80%	87% A	83%
Housing and community services	81%	82%	78%	82%	83%	79%	77%	87% A	81%	80%	81%
Drinking water	80%	82%	86% A	82%	84%	83%	77%	89% A	82%	84%	83%
Economic development	84%	85%	81%	82%	84%	84%	83%	84%	84%	83%	83%
Storm drainage	85%	86%	83%	82%	87% A	85%	81%	89% A	84%	87%	85%
Water and sewer services	92%	92%	90%	93%	92%	91%	90%	93% A	91%	92%	92%
Utility billing	85%	85%	84%	86%	84%	85%	84%	87%	84%	86%	85%
Emergency preparedness (services that prepare the community for natural disasters or other emergency situations)	79%	89% A	90% A	79%	89% A	90% A	86%	87%	87%	87%	87%
Preservation of natural areas such as open space, parklands and wetlands	91%	90%	88%	88%	91%	90%	90%	91%	90%	89%	90%
Overall customer service by Eden Prairie employees (police, receptionists, planners, etc.)	92%	93%	92%	88%	94% A	93% A	90%	95% A	91%	93%	92%
Overall quality of Eden Prairie services	94%	95%	93%	91%	96% A	94% A	92%	97% A	93%	96% A	94%

TABLE 73: QUALITY OF SERVICE DELIVERY RATINGS BY RESPONDENT CHARACTERISTICS

Please rate the quality of each of the following services in Eden Prairie: (Percent "excellent" or "good")	Housing unit type		Rent or own		Household income			Overall (A)
	Detached (A)	Attached (B)	Rent (A)	Own (B)	Less than \$49,999 (A)	\$50,000 to \$99,999 (B)	\$100,000 or more (C)	
Police services	96% B	93%	91%	95% A	88%	94% A	96% A	94%
Crime prevention	90%	91%	91%	91%	89%	92%	91%	90%
Fire services	98%	97%	94%	99% A	92%	97% A	99% A	98%
Fire Department response time	98% B	94%	91%	98% A	93%	94%	98% A B	96%
Hennepin County Emergency Medical Service (ambulance) response time	96%	96%	95%	97%	97%	94%	97%	96%
Animal control	85%	85%	84%	85%	89%	83%	87%	85%
Recreation services (i.e., recreation programs and classes, etc.)	94% B	90%	89%	93% A	90%	89%	95% A B	92%
Recreation centers or facilities	93%	92%	89%	93% A	91%	88%	94% B	92%
Park maintenance	96%	95%	94%	96%	92%	96% A	96% A	95%
Trail maintenance	94%	93%	92%	94%	92%	93%	94%	94%
Senior programs and services	87%	93% A	94%	89%	89%	86%	92% B	89%
Street lighting	73%	82% A	81%	76%	83% B C	76%	76%	77%
Street repair	80%	78%	76%	79%	82%	77%	79%	79%
Traffic signal timing	65%	67%	67%	65%	70%	63%	66%	66%

Please rate the quality of each of the following services in Eden Prairie: (Percent "excellent" or "good")	Housing unit type		Rent or own		Household income			Overall
	Detached	Attached	Rent	Own	Less than \$49,999	\$50,000 to \$99,999	\$100,000 or more	
	(A)	(B)	(A)	(B)	(A)	(B)	(C)	(A)
City streets as a whole	88% B	85%	86%	87%	89%	85%	87%	87%
Streets in your neighborhood	86%	84%	88%	84%	85%	84%	86%	85%
Sidewalks (5-foot wide concrete sidewalks) in your neighborhood	73%	80% A	86% B	73%	74%	83% A C	73%	76%
Asphalt trails in your neighborhood	82%	83%	87% B	82%	88%	83%	82%	82%
Snow removal on City streets (excludes 494, 62 and County roads)	91% B	75%	71%	88% A	87% B	76%	88% B	85%
Street sweeping on City streets (excludes 494, 62 and County roads)	86%	87%	89%	86%	84%	89%	86%	87%
Building inspections	88% B	78%	74%	87% A	84%	80%	86% B	85%
Assessing services	81%	79%	82%	80%	83%	78%	81%	80%
City planning services	73%	81% A	75%	76%	74%	79%	76%	76%
City engineering services	83%	83%	77%	84%	83%	80%	86%	83%
Housing and community services	83% B	77%	67%	85% A	72%	75%	86% A B	81%
Drinking water	88% B	75%	70%	86% A	76%	78%	88% A B	83%
Economic development	84%	84%	82%	84%	83%	81%	85%	83%
Storm drainage	85%	85%	85%	85%	84%	83%	86%	85%
Water and sewer services	92%	92%	89%	92%	87%	90%	93% A	92%

Please rate the quality of each of the following services in Eden Prairie: (Percent "excellent" or "good")	Housing unit type		Rent or own		Household income			Overall (A)
	Detached	Attached	Rent	Own	Less than \$49,999	\$50,000 to \$99,999	\$100,000 or more	
	(A)	(B)	(A)	(B)	(A)	(B)	(C)	
Utility billing	86%	83%	78%	86% A	78%	84%	87% A	85%
Emergency preparedness (services that prepare the community for natural disasters or other emergency situations)	88%	84%	82%	88%	83%	80%	91% A B	87%
Preservation of natural areas such as open space, parklands and wetlands	89%	92%	92%	89%	88%	89%	91%	90%
Overall customer service by Eden Prairie employees (police, receptionists, planners, etc.)	92%	92%	88%	93% A	85%	93% A	93% A	92%
Overall quality of Eden Prairie services	95% B	93%	91%	95% A	92%	92%	96% A B	94%

TABLE 74: AIRPORT NOISE RATINGS BY RESPONDENT CHARACTERISTICS

(Percent "major" or "extreme" problem)	Length of residency			Age			Gender		Presence of children		Overall (A)
	Less than 5 years	6 to 20 years	More than 20 years	18-34	35-54	55+	Female	Male	No	Yes	
	(A)	(B)	(C)	(A)	(B)	(C)	(A)	(B)	(A)	(B)	
Please rate how much of a problem, if at all, you feel airport noise is in your neighborhood:	7%	12% A	10%	8%	10%	12% A	9%	11%	10%	11%	10%

TABLE 75: AIRPORT NOISE RATINGS BY RESPONDENT CHARACTERISTICS

(Percent "major" or "extreme" problem)	Housing unit type		Rent or own		Household income			Overall
	Detached	Attached	Rent	Own	Less than \$49,999	\$50,000 to \$99,999	\$100,000 or more	
	(A)	(B)	(A)	(B)	(A)	(B)	(C)	(A)
Please rate how much of a problem, if at all, you feel airport noise is in your neighborhood:	14% B	5%	3%	12% A	5%	7%	12% A B	10%

TABLE 76: EVENT FAMILIARITY RATINGS BY RESPONDENT CHARACTERISTICS

How familiar are you, if at all, with each of the following events in Eden Prairie? (Percent "I have participated" or "I am aware but have not participated")	Length of residency			Age			Gender		Presence of children		Overall (A)
	Less than 5 years (A)	6 to 20 years (B)	More than 20 years (C)	18-34 (A)	35-54 (B)	55+ (C)	Female (A)	Male (B)	No (A)	Yes (B)	
Citywide Open House	33%	50% A	60% A B	29%	52% A	56% A	51% B	43%	43%	53% A	48%
Eden Prairie Night to Unite	59%	76% A	80% A	58%	75% A	78% A	76% B	67%	68%	77% A	72%
Fourth of July Hometown Celebration	61%	87% A	95% A B	60%	86% A	91% A B	83% B	79%	78%	86% A	81%
Staring Lake Summer Concert Series	64%	90% A	97% A B	64%	88% A	93% A B	86% B	80%	81%	88% A	84%
Senior Awareness Month	11%	26% A	40% A B	10%	23% A	40% A B	28% B	23%	28% B	21%	25%
Arts in the Park	63%	82% A	84% A	62%	81% A	80% A	82% B	71%	74%	79% A	76%
Community theater productions	62%	77% A	85% A B	62%	78% A	79% A	79% B	70%	72%	78% A	75%
Movies in the Park	64%	82% A	84% A	64%	83% A	78% A	80% B	74%	71%	85% A	77%
Fall Harvest Celebration	47%	56% A	58% A	45%	57% A	56% A	60% B	48%	47%	62% A	54%
PeopleFest! A Community Celebration of Culture	26%	42% A	46% A	26%	39% A	45% A	42% B	34%	36%	42% A	38%

TABLE 77: EVENT FAMILIARITY RATINGS BY RESPONDENT CHARACTERISTICS

How familiar are you, if at all, with each of the following events in Eden Prairie? (Percent "I have participated" or "I am aware but have not participated")	Housing unit type		Rent or own		Household income			Overall (A)
	Detached (A)	Attached (B)	Rent (A)	Own (B)	Less than \$49,999 (A)	\$50,000 to \$99,999 (B)	\$100,000 or more (C)	
	Citywide Open House	54% B	38%	32%	52% A	49%	44%	
Eden Prairie Night to Unite	79% B	61%	52%	77% A	66%	64%	76% A B	72%
Fourth of July Hometown Celebration	90% B	69%	56%	88% A	66%	74% A	87% A B	81%
Staring Lake Summer Concert Series	91% B	74%	64%	89% A	78%	77%	88% A B	84%
Senior Awareness Month	27% B	23%	19%	27% A	39% B C	23%	23%	25%
Arts in the Park	82% B	68%	59%	81% A	71%	71%	80% A B	76%
Community theater productions	80% B	66%	58%	79% A	75%	71%	77% B	75%
Movies in the Park	83% B	67%	58%	82% A	64%	74% A	81% A B	77%
Fall Harvest Celebration	58% B	48%	43%	57% A	46%	53%	57% A	54%

TABLE 78: PARTICIPATION IN PARKS AND RECREATION AMENITIES RATINGS BY RESPONDENT CHARACTERISTICS

In the last 12 months, about how many times, if ever, have you or other household members used any of the following Eden Prairie Parks and Recreation Department amenities? (Percent at least once)	Length of residency			Age			Gender		Presence of children		Overall (A)
	Less than 5 years	6 to 20 years	More than 20 years	18-34	35-54	55+	Female	Male	No	Yes	
	(A)	(B)	(C)	(A)	(B)	(C)	(A)	(B)	(A)	(B)	
Large community parks (such as Staring Lake, Round Lake, Riley Lake and Miller Park)	90%	92%	89%	92% C	94% C	85%	90%	91%	86%	96% A	91%
Smaller neighborhood parks	84%	88% C	81%	90% C	89% C	76%	84%	87% A	76%	96% A	85%
Senior Center	9%	13%	23% A B	3%	9% A	32% A B	14%	16%	19% B	8%	15%
Outdoor Center	35%	41% A C	34%	33%	42% A C	33%	40% B	33%	28%	49% A	38%
Staring Lake Amphitheatre	36%	48% A	51% A	43%	47%	44%	46%	42%	39%	52% A	45%
Staring Lake Observatory	10%	21% A C	12%	20% C	16% C	11%	16%	15%	13%	19% A	16%
Richard T. Anderson Conservation Area	27%	31%	28%	35% C	30% C	23%	29%	30%	27%	32%	29%
Art Center	14%	22% A C	12%	14%	20% A C	14%	20% B	13%	10%	25% A	17%
Community Center	56%	73% A	71% A	57%	73% A C	67% A	72% B	63%	57%	81% A	68%

TABLE 79: PARTICIPATION IN PARKS AND RECREATION AMENITIES RATINGS BY RESPONDENT CHARACTERISTICS

In the last 12 months, about how many times, if ever, have you or other household members used any of the following Eden Prairie Parks and Recreation Department amenities? (Percent at least once)	Housing unit type		Rent or own		Household income			Overall (A)
	Detached	Attached	Rent	Own	Less than \$49,999	\$50,000 to \$99,999	\$100,000 or more	
	(A)	(B)	(A)	(B)	(A)	(B)	(C)	
Large community parks (such as Staring Lake, Round Lake, Riley Lake and Miller Park)	95% B	84%	82%	93% A	84%	86%	95% A B	91%
Smaller neighborhood parks	91% B	77%	76%	87% A	77%	78%	90% A B	85%
Senior Center	12%	18% A	12%	15%	29% B C	18% C	10%	15%
Outdoor Center	43% B	29%	27%	40% A	30%	34%	40% A B	38%
Staring Lake Amphitheatre	50% B	37%	30%	49% A	43%	43%	47%	45%
Staring Lake Observatory	14%	17% A	18%	14%	22% B C	13%	15%	16%
Richard T. Anderson Conservation Area	33% B	24%	26%	30%	17%	32% A	30% A	29%
Art Center	19% B	14%	12%	18% A	16%	14%	18%	17%
Community Center	74% B	57%	51%	72% A	70% B	52%	73% B	68%

TABLE 8o: QUALITY OF PARKS AND RECREATION AMENITIES RATINGS BY RESPONDENT CHARACTERISTICS

Please rate each of the following Eden Prairie Parks and Recreation Department amenities: (Percent "excellent" or "good")	Length of residency			Age			Gender		Presence of children		Overall (A)
	Less than 5 years	6 to 20 years	More than 20 years	18-34	35-54	55+	Female	Male	No	Yes	
	(A)	(B)	(C)	(A)	(B)	(C)	(A)	(B)	(A)	(B)	
Large community parks (such as Staring Lake, Round Lake, Riley Lake and Miller Park)	96%	96%	98%	92%	98% A	98% A	96%	98% A	96%	97%	96%
Smaller neighborhood parks	94% B	89%	91%	87%	92% A	92% A	90%	92%	93% B	89%	91%
Senior Center	94% B	78%	88% B	80%	86%	86%	88%	86%	86%	84%	86%
Outdoor Center	89%	89%	92%	84%	90%	91% A	92% B	87%	89%	91%	90%
Staring Lake Amphitheatre	92%	93%	94%	89%	94% A	93%	93%	92%	93%	93%	93%
Staring Lake Observatory	90%	90%	95%	80%	96% A	94% A	89%	95%	88%	95% A	92%
Richard T. Anderson Conservation Area	88%	94% A	94%	86%	97% A C	91%	94%	90%	91%	94%	92%
Art Center	79%	93% A	95% A	72%	95% A	89% A	89%	91%	82%	96% A	90%
Community Center	93%	92%	94%	85%	95% A	95% A	92%	93%	92%	93%	93%

TABLE 81: QUALITY OF PARKS AND RECREATION AMENITIES RATINGS BY RESPONDENT CHARACTERISTICS

Please rate each of the following Eden Prairie Parks and Recreation Department amenities: (Percent "excellent" or "good")	Housing unit type		Rent or own		Household income			Overall (A)
	Detached (A)	Attached (B)	Rent (A)	Own (B)	Less than \$49,999 (A)	\$50,000 to \$99,999 (B)	\$100,000 or more (C)	
Large community parks (such as Staring Lake, Round Lake, Riley Lake and Miller Park)	97% B	95%	96%	97%	97%	97%	96%	96%
Smaller neighborhood parks	92%	90%	90%	91%	90%	93%	90%	91%
Senior Center	85%	87%	91%	85%	94%	83%	84%	86%
Outdoor Center	91%	88%	85%	91%	89%	87%	91%	90%
Staring Lake Amphitheatre	94% B	91%	83%	95% A	98% B	85%	95% B	93%
Staring Lake Observatory	96% B	86%	85%	93% A	99% B	83%	93% B	92%
Richard T. Anderson Conservation Area	96% B	85%	81%	95% A	96% B	84%	96% B	92%
Art Center	95% B	81%	73%	94% A	88%	79%	96% B	90%
Community Center	93%	91%	89%	93% A	89%	93%	93%	93%

TABLE 82: FEELINGS OF SAFETY BY RESPONDENT CHARACTERISTICS

Please rate how safe or unsafe you feel in the following areas of Eden Prairie: (Percent "very" or "somewhat" safe)	Length of residency			Age			Gender		Presence of children		Overall (A)
	Less than 5 years	6 to 20 years	More than 20 years	18-34	35-54	55+	Female	Male	No	Yes	
	(A)	(B)	(C)	(A)	(B)	(C)	(A)	(B)	(A)	(B)	
Eden Prairie Center mall	93%	93%	92%	92%	93%	92%	93%	94%	92%	93%	92%
Paths or walking trails	88%	91% C	87%	85%	91% A	90% A	86%	93% A	88%	91% A	89%
Retail parking lots	85%	93% A	90% A	87%	91% A	91% A	88%	92% A	89%	90%	90%
Your neighborhood	93%	95%	96%	92%	94% A	97% A	95%	94%	95%	94%	94%
Parks and open space	92%	94%	91%	90%	93%	94% A	91%	95% A	91%	94% A	92%

TABLE 83: FEELINGS OF SAFETY BY RESPONDENT CHARACTERISTICS

Please rate how safe or unsafe you feel in the following areas of Eden Prairie: (Percent "very" or "somewhat" safe)	Housing unit type		Rent or own		Household income			Overall (A)
	Detached	Attached	Rent	Own	Less than \$49,999	\$50,000 to \$99,999	\$100,000 or more	
	(A)	(B)	(A)	(B)	(A)	(B)	(C)	
Eden Prairie Center mall	93%	92%	90%	93%	95%	92%	93%	92%
Paths or walking trails	90%	88%	86%	90% A	88%	87%	91%	89%
Retail parking lots	91% B	88%	82%	92% A	89%	86%	92% B	90%
Your neighborhood	95%	93%	90%	96% A	92%	92%	96% A B	94%
Parks and open space	94% B	90%	89%	93% A	90%	91%	94%	92%

TABLE 84: PROBLEM RATINGS BY RESPONDENT CHARACTERISTICS

Please rate how much of a problem, if at all, you feel each of the following is in Eden Prairie. (Percent "moderate," "major" or "extreme" problem)	Length of residency			Age			Gender		Presence of children		Overall (A)
	Less than 5 years	6 to 20 years	More than 20 years	18-34	35-54	55+	Female	Male	No	Yes	
	(A)	(B)	(C)	(A)	(B)	(C)	(A)	(B)	(A)	(B)	
Traffic speeding	26%	29%	36% A B	23%	27%	38% A B	32% B	27%	32% B	27%	30%
Stop sign violations in your neighborhood	16%	20%	24% A	15%	18%	27% A B	20%	19%	23% B	16%	20%
Violent crime	10%	8%	11%	12%	9%	9%	8%	10%	9%	10%	9%
Drugs	16%	24% A	35% A B	15%	24% A	33% A B	26%	22%	28% B	21%	25%
Youth crimes	17%	22%	24% A	18%	21%	23%	22%	19%	22%	19%	21%
Vandalism and property crimes	23%	26%	30% A	27%	26%	26%	27%	26%	28%	25%	26%
Identity theft	11%	22% A	26% A	11%	22% A	24% A	22%	18%	22% B	17%	20%

TABLE 85: PROBLEM RATINGS BY RESPONDENT CHARACTERISTICS

Please rate how much of a problem, if at all, you feel each of the following is in Eden Prairie. (Percent "moderate," "major" or "extreme" problem)	Housing unit type		Rent or own		Household income			Overall (A)
	Detached (A)	Attached (B)	Rent (A)	Own (B)	Less than \$49,999 (A)	\$50,000 to \$99,999 (B)	\$100,000 or more (C)	
	Traffic speeding	30%	29%	24%	31% A	32%	32%	
Stop sign violations in your neighborhood	21%	19%	15%	21% A	21%	24% C	18%	20%
Violent crime	10%	8%	8%	10%	11%	10%	9%	9%
Drugs	28% B	20%	17%	27% A	26%	21%	26%	25%
Youth crimes	21%	20%	22%	20%	21%	20%	21%	21%
Vandalism and property crimes	26%	27%	30%	25%	25%	28%	25%	26%
Identity theft	21%	18%	16%	21%	16%	19%	20%	20%

TABLE 86: POLICE DEPARTMENT CONTACT BY RESPONDENT CHARACTERISTICS

Have you had contact with the Eden Prairie Police Department within the last 12 months through any of the following? (Percent "yes")	Length of residency			Age			Gender		Presence of children		Overall (A)
	Less than 5 years	6 to 20 years	More than 20 years	18-34	35-54	55+	Female	Male	No	Yes	
	(A)	(B)	(C)	(A)	(B)	(C)	(A)	(B)	(A)	(B)	
Report a crime	18% B C	12%	10%	19% B C	14% C	8%	13%	14%	12%	15%	13%
Animal Control	9%	7%	10%	6%	10%	9%	10%	7%	8%	9%	9%
Services such as medical assistance	10% B	7%	8%	11% B	6%	9% B	9%	7%	10% B	7%	8%
Assistance with a car lockout	3%	2%	2%	4% C	2%	2%	1%	3% A	1%	3% A	2%
Community programs	13%	20% A	18% A	11%	20% A	17% A	20% B	13%	14%	22% A	17%
Schools (Liaison Officers)	5%	9% A C	4%	4%	11% A C	3%	8% B	4%	2%	12% A	7%
Senior programs	3%	3%	5% B	0%	2%	9% A B	4%	3%	6% B	1%	4%
Eden Prairie Night to Unite	12%	25% A C	20% A	8%	24% A	22% A	20%	18%	17%	23% A	20%
Safety Camp	4%	4%	2%	3%	6% A C	1%	5% B	2%	1%	7% A	4%
Citywide Open House	7%	9%	8%	3%	11% A C	6%	9% B	6%	5%	11% A	8%

TABLE 87: POLICE DEPARTMENT CONTACT BY RESPONDENT CHARACTERISTICS

Have you had contact with the Eden Prairie Police Department within the last 12 months through any of the following? (Percent "yes")	Housing unit type		Rent or own		Household income			Overall (A)
	Detached (A)	Attached (B)	Rent (A)	Own (B)	Less than \$49,999 (A)	\$50,000 to \$99,999 (B)	\$100,000 or more (C)	
Report a crime	12%	15%	16%	13%	13%	14%	14%	13%
Animal Control	11% B	4%	4%	10% A	5%	10%	8%	9%
Services such as medical assistance	7%	10% A	13% B	7%	12% C	13% C	6%	8%
Assistance with a car lockout	2%	2%	2%	3%	4%	3%	2%	2%
Community programs	20% B	13%	10%	19% A	14%	15%	19% B	17%
Schools (Liaison Officers)	9% B	3%	4%	7% A	2%	6%	8% A	7%
Senior programs	2%	6% A	5%	3%	11% B C	4%	2%	4%
Eden Prairie Night to Unite	25% B	11%	9%	22% A	13%	16%	22% A B	20%
Safety Camp	6% B	0%	0%	5% A	1%	2%	5% A B	4%
Citywide Open House	10% B	5%	2%	9% A	4%	7%	8%	8%

TABLE 88: IMPRESSION OF POLICE DEPARTMENT CONTACT BY RESPONDENT CHARACTERISTICS

(Percent "excellent" or "good")	Length of residency			Age			Gender		Presence of children		Overall (A)
	Less than 5 years	6 to 20 years	More than 20 years	18-34	35-54	55+	Female	Male	No	Yes	
	(A)	(B)	(C)	(A)	(B)	(C)	(A)	(B)	(A)	(B)	
Overall, how would you rate your contact with the Eden Prairie Police Department?	89%	93%	93%	88%	92%	94% A	93%	91%	92%	93%	92%

TABLE 89: IMPRESSION OF POLICE DEPARTMENT CONTACT BY RESPONDENT CHARACTERISTICS

(Percent "excellent" or "good")	Housing unit type		Rent or own		Household income			Overall (A)
	Detached	Attached	Rent	Own	Less than \$49,999	\$50,000 to \$99,999	\$100,000 or more	
	(A)	(B)	(A)	(B)	(A)	(B)	(C)	
Overall, how would you rate your contact with the Eden Prairie Police Department?	92%	92%	93%	92%	91%	91%	93%	92%

TABLE 90: FAMILIARITY WITH FIREFIGHTER STATUS BY RESPONDENT CHARACTERISTICS

(Percent "yes")	Length of residency			Age			Gender		Presence of children		Overall (A)
	Less than 5 years	6 to 20 years	More than 20 years	18-34	35-54	55+	Female	Male	No	Yes	
	(A)	(B)	(C)	(A)	(B)	(C)	(A)	(B)	(A)	(B)	
Are you aware that the City of Eden Prairie's firefighters are volunteer (non-career) firefighters?	42%	59% A	85% A B	41%	61% A	75% A B	61%	59%	67% B	52%	61%

TABLE 91: FAMILIARITY WITH FIREFIGHTER STATUS BY RESPONDENT CHARACTERISTICS

(Percent "yes")	Housing unit type		Rent or own		Household income			Overall (A)
	Detached	Attached	Rent	Own	Less than \$49,999	\$50,000 to \$99,999	\$100,000 or more	
	(A)	(B)	(A)	(B)	(A)	(B)	(C)	
Are you aware that the City of Eden Prairie’s firefighters are volunteer (non-career) firefighters?	69% B	48%	36%	67% A	50%	55%	64% A B	61%

TABLE 92: SUPPORT FOR CITY OWNED LIQUOR STORES BY RESPONDENT CHARACTERISTICS

(Percent "strongly" or "somewhat support")	Length of residency			Age			Gender		Presence of children		Overall (A)
	Less than 5 years	6 to 20 years	More than 20 years	18-34	35-54	55+	Female	Male	No	Yes	
	(A)	(B)	(C)	(A)	(B)	(C)	(A)	(B)	(A)	(B)	
The City of Eden Prairie owns and operates three municipal liquor stores. Annually the liquor stores contribute approximately \$800,000 to capital and public improvement projects in Eden Prairie related to trails, parks, and playgrounds. To what extent do you support the City continuing to operate its municipal liquor stores?	83% B C	74%	75%	83% B C	75%	76%	81% B	75%	79%	76%	77%

TABLE 93: SUPPORT FOR CITY OWNED LIQUOR STORES BY RESPONDENT CHARACTERISTICS

(Percent "strongly" or "somewhat support")	Housing unit type		Rent or own		Household income			Overall
	Detached	Attached	Rent	Own	Less than \$49,999	\$50,000 to \$99,999	\$100,000 or more	(A)
	(A)	(B)	(A)	(B)	(A)	(B)	(C)	
The City of Eden Prairie owns and operates three municipal liquor stores. Annually the liquor stores contribute approximately \$800,000 to capital and public improvement projects in Eden Prairie related to trails, parks, and playgrounds. To what extent do you support the City continuing to operate its municipal liquor stores?	76%	79%	83% B	76%	84% C	80%	77%	77%

TABLE 94: QUALITY OF LIQUOR STORE RATINGS BY RESPONDENT CHARACTERISTICS

If you have visited any of the City's three liquor stores in the last 12 months, please rate your impression of each of the following: (Percent "excellent" or 'good')	Length of residency			Age			Gender		Presence of children		Overall
	Less than 5 years	6 to 20 years	More than 20 years	18-34	35-54	55+	Female	Male	No	Yes	(A)
	(A)	(B)	(C)	(A)	(B)	(C)	(A)	(B)	(A)	(B)	
Product selection	88%	85%	90% B	87%	86%	90% B	89%	86%	89%	85%	87%
Prices of products	62% B C	52%	54%	61% C	54%	53%	63% B	49%	57%	53%	55%
Courtesy and friendliness of staff	95%	94%	93%	95%	94%	93%	93%	95%	94%	94%	94%

TABLE 95: QUALITY OF LIQUOR STORE RATINGS BY RESPONDENT CHARACTERISTICS

If you have visited any of the City's three liquor stores in the last 12 months, please rate your impression of each of the following: (Percent "excellent" or 'good')	Housing unit type		Rent or own		Household income			Overall (A)
	Detached	Attached	Rent	Own	Less than \$49,999	\$50,000 to \$99,999	\$100,000 or more	
	(A)	(B)	(A)	(B)	(A)	(B)	(C)	
Product selection	86%	89%	93% B	86%	87%	94% C	84%	87%
Prices of products	52%	61% A	72% B	52%	59%	65% C	51%	55%
Courtesy and friendliness of staff	94%	94%	95%	94%	92%	96%	93%	94%

TABLE 96: IMPRESSION OF CITY EMPLOYEE BY RESPONDENT CHARACTERISTICS

What was your impression of City employees in your most recent contact? (Percent "excellent" or 'good')	Length of residency			Age			Gender		Presence of children		Overall (A)
	Less than 5 years	6 to 20 years	More than 20 years	18-34	35-54	55+	Female	Male	No	Yes	
	(A)	(B)	(C)	(A)	(B)	(C)	(A)	(B)	(A)	(B)	
Knowledge	93%	94%	93%	88%	94% A	95% A	93%	93%	94%	92%	93%
Courtesy	92%	94%	93%	90%	94% A	96% A	92%	95% A	94%	93%	93%
Responsiveness	91%	92%	92%	90%	92%	92%	90%	94% A	90%	93%	92%
Follow-up (got back to you or took action if needed)	86%	92% A C	83%	85%	90% A	87%	88%	88%	86%	90% A	88%
Overall customer service	92%	94%	91%	89%	94% A	93% A	91%	96% A	91%	94% A	93%

TABLE 97: IMPRESSION OF CITY EMPLOYEE BY RESPONDENT CHARACTERISTICS

What was your impression of City employees in your most recent contact? (Percent "excellent" or 'good')	Housing unit type		Rent or own		Household income			Overall (A)
	Detached (A)	Attached (B)	Rent (A)	Own (B)	Less than \$49,999 (A)	\$50,000 to \$99,999 (B)	\$100,000 or more (C)	
Knowledge	93%	94%	91%	94%	91%	94%	93%	93%
Courtesy	93%	95%	91%	94%	92%	94%	93%	93%
Responsiveness	91%	92%	87%	92% A	89%	93%	92%	92%
Follow-up (got back to you or took action if needed)	88%	88%	80%	90% A	77%	88% A	90% A	88%
Overall customer service	92%	94%	90%	93%	90%	94%	93%	93%

TABLE 98: ACCESSED CITY WEBSITE BY RESPONDENT CHARACTERISTICS

(Percent "yes")	Length of residency			Age			Gender		Presence of children		Overall (A)
	Less than 5 years (A)	6 to 20 years (B)	More than 20 years (C)	18-34 (A)	35-54 (B)	55+ (C)	Female (A)	Male (B)	No (A)	Yes (B)	
Have you accessed the City of Eden Prairie website (edenprairie.org) in the last 12 months?	66% C	69% C	59%	64% C	73% A C	56%	66%	63%	60%	73% A	66%

TABLE 99: ACCESSED CITY WEBSITE BY RESPONDENT CHARACTERISTICS

(Percent "yes")	Housing unit type		Rent or own		Household income			Overall (A)
	Detached	Attached	Rent	Own	Less than \$49,999	\$50,000 to \$99,999	\$100,000 or more	
	(A)	(B)	(A)	(B)	(A)	(B)	(C)	
Have you accessed the City of Eden Prairie website (edenprairie.org) in the last 12 months?	73% B	55%	52%	69% A	46%	60% A	73% A B	66%

TABLE 100: WEBSITE RATINGS BY RESPONDENT CHARACTERISTICS

Please rate the following aspects of the Eden Prairie website. (Percent "excellent" or 'good')	Length of residency			Age			Gender		Presence of children		Overall (A)
	Less than 5 years	6 to 20 years	More than 20 years	18-34	35-54	55+	Female	Male	No	Yes	
	(A)	(B)	(C)	(A)	(B)	(C)	(A)	(B)	(A)	(B)	
Appearance	88%	89%	90%	81%	92% A	92% A	89%	89%	91%	87%	89%
Online information and services offered	87%	88%	87%	77%	90% A	90% A	87%	88%	87%	87%	87%
Ease of navigation/ability to find information	71%	69%	73%	61%	74% A	75% A	71%	71%	74% B	68%	71%
Search function	72%	71%	73%	65%	74% A	73%	74%	71%	74%	69%	72%
Online registration for recreation programs	78%	78%	84%	72%	80% A	82% A	79%	81%	85% B	74%	79%

TABLE 101: WEBSITE RATINGS BY RESPONDENT CHARACTERISTICS

Please rate the following aspects of the Eden Prairie website. (Percent "excellent" or 'good')	Housing unit type		Rent or own		Household income			Overall (A)
	Detached	Attached	Rent	Own	Less than \$49,999	\$50,000 to \$99,999	\$100,000 or more	
	(A)	(B)	(A)	(B)	(A)	(B)	(C)	
Appearance	89%	88%	88%	89%	90%	89%	89%	89%
Online information and services offered	88%	86%	86%	87%	83%	88%	87%	87%
Ease of navigation/ability to find information	69%	75% A	76%	70%	72%	68%	71%	71%
Search function	71%	74%	74%	71%	73%	68%	72%	72%
Online registration for recreation programs	80%	76%	78%	79%	66%	77%	80% A	79%

TABLE 102: READERSHIP OF CITY NEWSLETTER BY RESPONDENT CHARACTERISTICS

(Percent "yes")	Length of residency			Age			Gender		Presence of children		Overall (A)
	Less than 5 years	6 to 20 years	More than 20 years	18-34	35-54	55+	Female	Male	No	Yes	
	(A)	(B)	(C)	(A)	(B)	(C)	(A)	(B)	(A)	(B)	
The City publishes a quarterly newsletter called "Life in the Prairie," which is mailed to all Eden Prairie households. Do you read this newsletter?	76%	80%	79%	70%	79% A	84% A B	76%	82% A	78%	79%	79%

TABLE 103: READERSHIP OF CITY NEWSLETTER BY RESPONDENT CHARACTERISTICS

(Percent "yes")	Housing unit type		Rent or own		Household income			Overall (A)
	Detached	Attached	Rent	Own	Less than \$49,999	\$50,000 to \$99,999	\$100,000 or more	
	(A)	(B)	(A)	(B)	(A)	(B)	(C)	
The City publishes a quarterly newsletter called "Life in the Prairie," which is mailed to all Eden Prairie households. Do you read this newsletter?	80% B	76%	76%	79%	69%	81% A	80% A	79%

TABLE 104: QUALITY OF CITY NEWSLETTER BY RESPONDENT CHARACTERISTICS

	Less than 5 years (A)	6 to 20 years (B)	More than 20 years (C)	18-34 (A)	35-54 (B)	55+ (C)	Female (A)	Male (B)	Presence of		Overall (A)
									No (A)	Yes (B)	
									How would you rate the quality of the "Life in the Prairie" newsletter?	91%	

TABLE 105: QUALITY OF CITY NEWSLETTER BY RESPONDENT CHARACTERISTICS

How would you rate the quality of the "Life in the Prairie" newsletter? (Percent "excellent" or "good")	Housing unit type		Rent or own		Household income			Overall (A)
	Detached	Attached	Rent	Own	Less than \$49,999	\$50,000 to \$99,999	\$100,000 or more	
	(A)	(B)	(A)	(B)	(A)	(B)	(C)	
How would you rate the quality of the "Life in the Prairie" newsletter?	88%	92% A	95% B	88%	92%	92%	89%	90%

TABLE 106: SOURCES OF INFORMATION BY RESPONDENT CHARACTERISTICS

Please indicate how much of a source, if at all, you consider each of the following to be for obtaining information about the City government and its activities, events and services: (Percent "major" or "minor source")	Length of residency			Age			Gender		Presence of children		Overall (A)
	Less than 5 years	6 to 20 years	More than 20 years	18-34	35-54	55+	Female	Male	No	Yes	
	(A)	(B)	(C)	(A)	(B)	(C)	(A)	(B)	(A)	(B)	
Life in the Prairie (quarterly City newsletter)	73%	76%	74%	72%	75%	76%	74%	77%	73%	77%	75%
City Website (edenprairie.org)	80% C	77%	73%	79% C	82% C	68%	78%	75%	74%	81% A	77%
CITY NEWS email/text subscription	46%	55% A	57% A	45%	56% A	54% A	50%	53%	49%	58% A	53%
EPTV government access cable channel	16%	14%	17%	22% B C	11%	17% B	15%	16%	16%	15%	15%
City Council and/or Planning Commission meeting broadcasts	22%	18%	22%	26% B	17%	22% B	19%	22%	20%	21%	21%
Nextdoor	49% B C	39%	34%	38%	47% A C	34%	45% B	35%	36%	47% A	41%
Facebook	53% B C	44% C	28%	52% C	52% C	23%	51% B	34%	34%	54% A	43%
Twitter	20% C	20% C	13%	20% C	25% C	8%	19%	18%	14%	23% A	18%
Parks and Recreation Program Guide (3 per year)	74%	78%	77%	71%	82% A C	74%	79% B	73%	71%	84% A	77%
Star Tribune	35%	44% A	56% A B	43%	37%	57% A B	43%	47%	50% B	38%	45%
Eden Prairie Sun Current	34%	48% A	53% A	38%	46% A	48% A	43%	49% A	44%	46%	45%
Eden Prairie News	47%	70% A	86% A B	49%	66% A	83% A B	68%	66%	69%	67%	68%

Please indicate how much of a source, if at all, you consider each of the following to be for obtaining information about the City government and its activities, events and services: (Percent "major" or "minor source")	Length of residency			Age			Gender		Presence of children		Overall
	Less than 5 years	6 to 20 years	More than 20 years	18-34	35-54	55+	Female	Male	No	Yes	
	(A)	(B)	(C)	(A)	(B)	(C)	(A)	(B)	(A)	(B)	
Local TV/radio stations	49%	57% A	63% A B	54%	54%	61% A B	55%	59%	60% B	52%	56%
Word of mouth from family, friends or neighbors	79%	93% A C	88% A	83%	91% A C	85%	90% B	84%	83%	93% A	87%

TABLE 107: SOURCES OF INFORMATION BY RESPONDENT CHARACTERISTICS

Please indicate how much of a source, if at all, you consider each of the following to be for obtaining information about the City government and its activities, events and services: (Percent "major" or "minor source")	Housing unit type		Rent or own		Household income			Overall
	Detached	Attached	Rent	Own	Less than \$49,999	\$50,000 to \$99,999	\$100,000 or more	
	(A)	(B)	(A)	(B)	(A)	(B)	(C)	
Life in the Prairie (quarterly City newsletter)	75%	74%	71%	76%	69%	75%	76%	75%
City Website (edenprairie.org)	78%	75%	73%	78%	72%	75%	79%	77%
CITY NEWS email/text subscription	54%	51%	47%	54% A	52%	52%	54%	53%
EPTV government access cable channel	13%	20% A	22% B	14%	28% B C	21% C	10%	15%
City Council and/or Planning Commission meeting broadcasts	20%	22%	22%	20%	34% B C	22%	18%	21%
Nextdoor	44% B	37%	29%	44% A	38%	38%	43%	41%
Facebook	41%	44%	51% B	41%	38%	43%	44%	43%

Please indicate how much of a source, if at all, you consider each of the following to be for obtaining information about the City government and its activities, events and services: (Percent "major" or "minor source")	Housing unit type		Rent or own		Household income			Overall
	Detached	Attached	Rent	Own	Less than \$49,999	\$50,000 to \$99,999	\$100,000 or more	
	(A)	(B)	(A)	(B)	(A)	(B)	(C)	(A)
Twitter	17%	19%	22%	17%	17%	20%	18%	18%
Parks and Recreation Program Guide (3 per year)	79% B	72%	75%	77%	72%	74%	79% A B	77%
Star Tribune	44%	47%	42%	45%	51%	47%	43%	45%
Eden Prairie Sun Current	48% B	39%	45%	45%	51%	45%	45%	45%
Eden Prairie News	72% B	61%	56%	70% A	70%	66%	69%	68%
Local TV/radio stations	53%	62% A	59%	56%	60%	65% C	53%	56%
Word of mouth from family, friends or neighbors	92% B	80%	78%	90% A	82%	80%	92% A B	87%

TABLE 108: WILLINGNESS TO PARTICIPATE IN SUSTAINABLE PROGRAM BY RESPONDENT CHARACTERISTICS

If you are willing to participate in the Sustainable Eden Prairie program, please indicate how likely you would be to participate in the following focus areas: (Percent "very likely" or 'likely')	Length of residency			Age			Gender		Presence of children		Overall (A)
	Less than 5 years	6 to 20 years	More than 20 years	18-34	35-54	55+	Female	Male	No	Yes	
	(A)	(B)	(C)	(A)	(B)	(C)	(A)	(B)	(A)	(B)	
Water conservation	75%	80% C	72%	79%	77%	74%	77%	77%	73%	81% A	77%
Energy reduction	77%	83% A C	74%	81% C	81% C	72%	77%	81%	73%	85% A	79%
Solid waste reduction, reuse, or recycling	85% C	84% C	79%	86% C	85% C	78%	82%	85%	80%	87% A	83%
Native landscaping	72% C	68%	63%	74% C	70% C	60%	65%	72% A	67%	69%	68%

TABLE 109: WILLINGNESS TO PARTICIPATE IN SUSTAINABLE PROGRAM BY RESPONDENT CHARACTERISTICS

If you are willing to participate in the Sustainable Eden Prairie program, please indicate how likely you would be to participate in the following focus areas: (Percent "very likely" or 'likely')	Housing unit type		Rent or own		Household income			Overall (A)
	Detached	Attached	Rent	Own	Less than \$49,999	\$50,000 to \$99,999	\$100,000 or more	
	(A)	(B)	(A)	(B)	(A)	(B)	(C)	
Water conservation	79% B	73%	69%	79% A	71%	75%	78%	77%
Energy reduction	83% B	72%	68%	81% A	66%	75% A	82% A B	79%
Solid waste reduction, reuse, or recycling	86% B	79%	78%	85% A	73%	84% A	85% A	83%
Native landscaping	69%	66%	73%	67%	62%	68%	69%	68%

COMPARISONS BY GEOGRAPHIC AREAS

TABLE 110: QUALITY OF LIFE RATINGS BY AREA

Please rate each of the following aspects of quality of life in Eden Prairie: (Percent "excellent" or "good")	Quadrant				Overall
	NW (A)	NE (B)	SE (C)	SW (D)	(A)
Eden Prairie as a place to live	98% C D	97% D	95%	93%	96%
Your neighborhood as a place to live	95% B D	88%	92%	91%	91%
Eden Prairie as a place to raise children	97% C D	97% C D	93%	91%	95%
Eden Prairie as a place to work	95% C	92% C	87%	94% C	92%
Eden Prairie as a place to visit	77%	75%	73%	72%	74%
Eden Prairie as a place to retire	72% C D	78% C D	63%	63%	69%
The overall quality of life in Eden Prairie	97% C D	95% D	94%	92%	95%

TABLE 111: GENERAL COMMUNITY CHARACTERISTICS RATINGS BY AREA

Please rate each of the following characteristics as they relate to Eden Prairie as a whole: (Percent "excellent" or "good")	Quadrant				Overall
	NW	NE	SE	SW	
	(A)	(B)	(C)	(D)	(A)
Overall feeling of safety in Eden Prairie	96% D	94%	94%	92%	94%
Overall ease of getting to the places you usually have to visit	84%	87% C D	81%	80%	83%
Quality of overall natural environment in Eden Prairie	95%	94%	95%	94%	95%
Overall "built environment" of Eden Prairie (including overall design, buildings, parks and transportation systems)	84% C	85% C	78%	82%	83%
Health and wellness opportunities in Eden Prairie	93%	92%	90%	91%	92%
Overall opportunities for education and enrichment	93% C D	91%	88%	89%	91%
Overall economic health of Eden Prairie	93% C	94% C	88%	91%	92%
Sense of community	65%	69%	70%	70%	68%
Overall image or reputation of Eden Prairie	95%	95% D	94%	91%	94%

TABLE 112: LIKELIHOOD RATINGS BY AREA

Please indicate how likely or unlikely you are to do each of the following: (Percent "very" or "somewhat likely")	Quadrant				Overall
	NW	NE	SE	SW	(A)
	(A)	(B)	(C)	(D)	
Recommend living in Eden Prairie to someone who asks	96% C D	95% C D	92%	89%	93%
Recommend visiting Eden Prairie	86% C	84%	80%	84%	84%
Recommend conducting business in Eden Prairie	93%	94% C D	89%	90%	92%
Remain in Eden Prairie for the next five years	94% B C D	82%	88% B	88% B	88%

TABLE 113: COMMUNITY CHARACTERISTICS RATINGS BY AREA

Please rate each of the following characteristics as they relate to Eden Prairie as a whole: (Percent "excellent" or "good")	Quadrant				Overall
	NW	NE	SE	SW	(A)
	(A)	(B)	(C)	(D)	
Traffic flow on major streets	64%	71% A	69%	71% A	69%
Ease of public parking	88%	91%	90%	93% A	91%
Ease of travel by car in Eden Prairie	82%	83%	82%	80%	82%
Ease of travel by public transportation in Eden Prairie	48%	50%	48%	54%	50%
Ease of walking in Eden Prairie	75%	76%	76%	79%	77%
Availability of paths and walking trails	91%	93%	94%	95% A	93%
Air quality	98%	96%	96%	95%	96%

Please rate each of the following characteristics as they relate to Eden Prairie as a whole: (Percent "excellent" or "good")	Quadrant				Overall
	NW	NE	SE	SW	
	(A)	(B)	(C)	(D)	(A)
Cleanliness of Eden Prairie	96% D	97% D	97% D	91% D	95%
Overall appearance of Eden Prairie	96% D	97% D	94% D	92% D	95%
Public places where people want to spend time	88% D	90% C	85% D	86% D	87%
Variety of housing options	74% D	73% D	74% D	79% B	75%
Availability of affordable quality housing	54% B	43% D	54% B	55% B	51%
Fitness opportunities (including exercise classes and paths or trails, etc.)	96% B C D	92% C	89% D	93% C	93%
Recreational opportunities	94% C	91% D	89% D	92% D	92%
Availability of affordable quality food	79% D	87% A C	76% D	84% C	82%
Availability of affordable quality health care	85% C	87% C	75% D	82% C	83%
Availability of preventive health services	87% C	91% C D	79% D	84% D	86%
Availability of affordable quality mental health care	67% D	78% A C D	62% D	69% D	70%
Opportunities for residents to provide input into City decision-making	71% C	74% C	63% D	69% D	69%
Value of City services considering the property taxes you pay	70% C	75% C	59% D	71% C	69%

TABLE 114: QUALITY OF SERVICE DELIVERY RATINGS BY AREA

Please rate the quality of each of the following services in Eden Prairie: (Percent "excellent" or "good")	Quadrant				Overall
	NW (A)	NE (B)	SE (C)	SW (D)	(A)
Police services	96% B	92%	96% B	94%	94%
Crime prevention	93% C D	93% D	89%	86%	90%
Fire services	99% C D	98% D	96%	96%	98%
Fire Department response time	99% C D	97%	94%	94%	96%
Hennepin County Emergency Medical Service (ambulance) response time	98% C D	99% C D	94%	93%	96%
Animal control	91% C D	89% C	75%	84% C	85%
Recreation services (i.e., recreation programs and classes, etc.)	95% B C D	92%	91%	91%	92%
Recreation centers or facilities	95% C D	92%	91%	90%	92%
Park maintenance	96%	96%	95%	94%	95%
Trail maintenance	94%	95%	92%	94%	94%
Senior programs and services	93% C	93% C	79%	91% C	89%
Street lighting	78%	79%	74%	75%	77%
Street repair	82% B	76%	77%	80%	79%
Traffic signal timing	68% C	69% C	60%	65%	66%

Please rate the quality of each of the following services in Eden Prairie: (Percent "excellent" or "good")	Quadrant				Overall
	NW	NE	SE	SW	
	(A)	(B)	(C)	(D)	(A)
City streets as a whole	87%	88%	86%	85%	87%
Streets in your neighborhood	81%	89% A	85%	84%	85%
Sidewalks (5-foot wide concrete sidewalks) in your neighborhood	75%	80% C	69%	77% C	76%
Asphalt trails in your neighborhood	81%	84%	81%	82%	82%
Snow removal on City streets (excludes 494, 62 and County roads)	85%	82%	86%	88% B	85%
Street sweeping on City streets (excludes 494, 62 and County roads)	84%	92% A C D	85%	86%	87%
Building inspections	82%	86%	83%	88%	85%
Assessing services	80%	90% A C D	74%	75%	80%
City planning services	78% C	82% C	68%	74%	76%
City engineering services	90% C D	88% C D	77%	77%	83%
Housing and community services	89% C D	84% C	71%	79% C	81%
Drinking water	86%	83%	81%	81%	83%
Economic development	89% C D	87% C D	76%	81%	83%
Storm drainage	85%	86%	85%	83%	85%
Water and sewer services	93% C	95% C D	88%	90%	92%

Please rate the quality of each of the following services in Eden Prairie: (Percent "excellent" or "good")	Quadrant				Overall
	NW	NE	SE	SW	
	(A)	(B)	(C)	(D)	(A)
Utility billing	89% C D	89% C D	78%	81%	85%
Emergency preparedness (services that prepare the community for natural disasters or other emergency situations)	90% C	88%	83%	86%	87%
Preservation of natural areas such as open space, parklands and wetlands	88%	93% A C	87%	91%	90%
Overall customer service by Eden Prairie employees (police, receptionists, planners, etc.)	93% C	93%	89%	93%	92%
Overall quality of Eden Prairie services	95% C	95% C	91%	95% C	94%

TABLE 115: AIRPORT NOISE RATINGS BY AREA

(Percent "major" or "extreme" problem)	Quadrant				Overall
	NW	NE	SE	SW	
	(A)	(B)	(C)	(D)	(A)
Please rate how much of a problem, if at all, you feel airport noise is in your neighborhood:	3%	2%	23% A B D	18% A B	10%

TABLE 116: EVENT FAMILIARITY RATINGS BY AREA

How familiar are you, if at all, with each of the following events in Eden Prairie? (Percent "I have participated" or "I am aware but have not participated")	Quadrant				Overall
	NW (A)	NE (B)	SE (C)	SW (D)	(A)
Citywide Open House	53% B C	41%	46%	52% B	48%
Eden Prairie Night to Unite	70%	69%	77% A B	73%	72%
Fourth of July Hometown Celebration	88% B	72%	84% B	84% B	81%
Staring Lake Summer Concert Series	87% B	78%	85% B	87% B	84%
Senior Awareness Month	23%	22%	27%	30% A B	25%
Arts in the Park	78% B	70%	75%	83% B C	76%
Community theater productions	79% B	68%	76% B	78% B	75%
Movies in the Park	79% B	70%	76% B	84% B C	77%
Fall Harvest Celebration	54%	55% C	49%	58% C	54%
PeopleFest! A Community Celebration of Culture	37%	38%	36%	42%	38%

TABLE 117: PARTICIPATION IN PARKS AND RECREATION AMENITIES RATINGS BY AREA

In the last 12 months, about how many times, if ever, have you or other household members used any of the following Eden Prairie Parks and Recreation Department amenities? (Percent at least once)	Quadrant				Overall (A)
	NW (A)	NE (B)	SE (C)	SW (D)	
Large community parks (such as Staring Lake, Round Lake, Riley Lake and Miller Park)	91% B	85%	91% B	96% A B C	91%
Smaller neighborhood parks	87% B	80%	85% B	89% B	85%
Senior Center	16%	15%	14%	14%	15%
Outdoor Center	37%	31%	38% B	46% A B C	38%
Staring Lake Amphitheatre	43% B	36%	47% B	56% A B C	45%
Staring Lake Observatory	13%	18% A	13%	18% A	16%
Richard T. Anderson Conservation Area	27%	24%	30% B	36% A B	29%
Art Center	19%	16%	14%	18%	17%
Community Center	76% B C	58%	64%	75% B C	68%

TABLE 118: QUALITY OF PARKS AND RECREATION AMENITIES RATINGS BY AREA

Please rate each of the following Eden Prairie Parks and Recreation Department amenities: (Percent "excellent" or "good")	Quadrant				Overall
	NW (A)	NE (B)	SE (C)	SW (D)	(A)
Large community parks (such as Staring Lake, Round Lake, Riley Lake and Miller Park)	98% D	97% D	98% D	93%	96%
Smaller neighborhood parks	95% C D	92% D	90%	87%	91%
Senior Center	89%	83%	85%	85%	86%
Outdoor Center	95% B	86%	90%	90%	90%
Staring Lake Amphitheatre	95%	91%	95%	91%	93%
Staring Lake Observatory	97% D	92%	95% D	86%	92%
Richard T. Anderson Conservation Area	96% B	89%	94%	92%	92%
Art Center	96% B D	86%	93%	87%	90%
Community Center	96% D	93% D	94% D	88%	93%

TABLE 119: FEELINGS OF SAFETY BY AREA

Please rate how safe or unsafe you feel in the following areas of Eden Prairie: (Percent "very" or "somewhat" safe)	Quadrant				Overall
	NW	NE	SE	SW	
	(A)	(B)	(C)	(D)	(A)
Eden Prairie Center mall	93%	91%	95% B D	91%	92%
Paths or walking trails	92% B	88%	89%	88%	89%
Retail parking lots	92%	89%	91%	88%	90%
Your neighborhood	97% B D	94% D	95% D	91%	94%
Parks and open space	95% B	91%	92%	92%	92%

TABLE 120: PROBLEM RATINGS BY AREA

Please rate how much of a problem, if at all, you feel each of the following is in Eden Prairie. (Percent "moderate," 'major' or "extreme" problem)	Quadrant				Overall
	NW (A)	NE (B)	SE (C)	SW (D)	(A)
Traffic speeding	36% B D	29%	29%	25%	30%
Stop sign violations in your neighborhood	19%	22%	20%	19%	20%
Violent crime	8%	8%	12%	11%	9%
Drugs	25% B	19%	24%	32% B C	25%
Youth crimes	19%	19%	20%	25% A B	21%
Vandalism and property crimes	22%	23%	28%	33% A B	26%
Identity theft	17%	15%	22% B	26% A B	20%

TABLE 121: POLICE DEPARTMENT CONTACT BY AREA

Have you had contact with the Eden Prairie Police Department within the last 12 months through any of the following? (Percent "yes")	Quadrant				Overall (A)
	NW (A)	NE (B)	SE (C)	SW (D)	
Report a crime	12%	12%	12%	18% A B C	13%
Animal Control	11% D	9%	9%	6%	9%
Services such as medical assistance	7%	10%	9%	7%	8%
Assistance with a car lockout	0%	2% A	3% A	4% A	2%
Community programs	20% B C	14%	14%	20% B C	17%
Schools (Liaison Officers)	7%	5%	6%	9% B	7%
Senior programs	3%	6% A C D	2%	2%	4%
Eden Prairie Night to Unite	21%	17%	20%	20%	20%
Safety Camp	4%	3%	3%	5% B	4%
Citywide Open House	9%	6%	6%	11% B C	8%

TABLE 122: IMPRESSION OF POLICE DEPARTMENT CONTACT BY AREA

(Percent "excellent" or "good")	Quadrant				Overall
	NW (A)	NE (B)	SE (C)	SW (D)	(A)
Overall, how would you rate your contact with the Eden Prairie Police Department?	92%	92%	94%	90%	92%

TABLE 123: FAMILIARITY WITH FIREFIGHTER STATUS BY AREA

(Percent "yes")	Quadrant				Overall
	NW (A)	NE (B)	SE (C)	SW (D)	(A)
Are you aware that the City of Eden Prairie’s firefighters are volunteer (non-career) firefighters?	70% B D	48%	69% B D	59% B	61%

TABLE 124: SUPPORT FOR CITY OWNED LIQUOR STORES BY AREA

(Percent "strongly" or "somewhat support")	Quadrant				Overall
	NW (A)	NE (B)	SE (C)	SW (D)	(A)
The City of Eden Prairie owns and operates three municipal liquor stores. Annually the liquor stores contribute approximately \$800,000 to capital and public improvement projects in Eden Prairie related to trails, parks, and playgrounds. To what extent do you support the City continuing to operate its municipal liquor stores?	82% C D	81% C D	73%	74%	77%

TABLE 125: QUALITY OF LIQUOR STORE RATINGS BY AREA

If you have visited any of the City’s three liquor stores in the last 12 months, please rate your impression of each of the following: (Percent "excellent" or 'good')	Quadrant				Overall
	NW	NE	SE	SW	
	(A)	(B)	(C)	(D)	(A)
Product selection	86%	86%	89%	89%	87%
Prices of products	55%	62% A C D	47%	54%	55%
Courtesy and friendliness of staff	95%	93%	93%	94%	94%

TABLE 126: IMPRESSION OF CITY EMPLOYEE BY AREA

What was your impression of City employees in your most recent contact? (Percent "excellent" or 'good')	Quadrant				Overall
	NW	NE	SE	SW	
	(A)	(B)	(C)	(D)	(A)
Knowledge	94% D	96% D	94% D	89%	93%
Courtesy	95% D	97% C D	92%	89%	93%
Responsiveness	95% C D	94% C D	88%	88%	92%
Follow-up (got back to you or took action if needed)	91% C	91% C	83%	86%	88%
Overall customer service	94% C D	98% C D	90%	88%	93%

TABLE 127: ACCESSED CITY WEBSITE BY AREA

(Percent "yes")	Quadrant				Overall
	NW	NE	SE	SW	(A)
	(A)	(B)	(C)	(D)	
Have you accessed the City of Eden Prairie website (edenprairie.org) in the last 12 months?	69% B	60%	63%	71% B C	66%

TABLE 128: WEBSITE RATINGS BY AREA

Please rate the following aspects of the Eden Prairie website. (Percent "excellent" or 'good')	Quadrant				Overall
	NW	NE	SE	SW	(A)
	(A)	(B)	(C)	(D)	
Appearance	89%	92% D	90%	85%	89%
Online information and services offered	90% D	89% D	86%	83%	87%
Ease of navigation/ability to find information	73%	73% D	71%	66%	71%
Search function	72%	73%	75%	68%	72%
Online registration for recreation programs	78%	87% A C D	76%	75%	79%

TABLE 129: READERSHIP OF CITY NEWSLETTER BY AREA

(Percent "yes")	Quadrant				Overall
	NW	NE	SE	SW	(A)
	(A)	(B)	(C)	(D)	
The City publishes a quarterly newsletter called "Life in the Prairie," which is mailed to all Eden Prairie households. Do you read this newsletter?	76%	79%	79%	80%	79%

TABLE 130: QUALITY OF CITY NEWSLETTER BY AREA

(Percent "excellent" or "good")	Quadrant				Overall
	NW (A)	NE (B)	SE (C)	SW (D)	(A)
How would you rate the quality of the "Life in the Prairie" newsletter?	88%	96% A C D	89% D	84%	90%

TABLE 131: SOURCES OF INFORMATION BY AREA

Please indicate how much of a source, if at all, you consider each of the following to be for obtaining information about the City government and its activities, events and services: (Percent "major" or "minor source")	Quadrant				Overall
	NW (A)	NE (B)	SE (C)	SW (D)	(A)
Life in the Prairie (quarterly City newsletter)	73%	74%	77%	75%	75%
City Website (edenprairie.org)	80% C	76%	72%	79% C	77%
CITY NEWS email/text subscription	54%	51%	53%	54%	53%
EPTV government access cable channel	10%	17% A	18% A	16% A	15%
City Council and/or Planning Commission meeting broadcasts	13%	22% A	26% A	21% A	21%
Nextdoor	36%	37%	51% A B D	41%	41%
Facebook	38%	47% A	40%	44%	43%
Twitter	19%	16%	15%	22% B C	18%
Parks and Recreation Program Guide (3 per year)	79%	77%	75%	76%	77%

Please indicate how much of a source, if at all, you consider each of the following to be for obtaining information about the City government and its activities, events and services: (Percent "major" or "minor source")	Quadrant				Overall
	NW	NE	SE	SW	
	(A)	(B)	(C)	(D)	(A)
Star Tribune	44%	50% D	46%	39%	45%
Eden Prairie Sun Current	45%	43%	43%	49%	45%
Eden Prairie News	69% B	61%	69% B	73% B	68%
Local TV/radio stations	54%	61% D	58%	52%	56%
Word of mouth from family, friends or neighbors	88%	85%	89%	89%	87%

TABLE 132: WILLINGNESS TO PARTICIPATE IN SUSTAINABLE PROGRAM BY AREA

If you are willing to participate in the Sustainable Eden Prairie program, please indicate how likely you would be to participate in the following focus areas: (Percent "very likely" or "likely")	Quadrant				Overall
	NW	NE	SE	SW	
	(A)	(B)	(C)	(D)	(A)
Water conservation	73%	77%	78%	79%	77%
Energy reduction	80%	76%	79%	80%	79%
Solid waste reduction, reuse, or recycling	80%	84%	85%	84%	83%
Native landscaping	66%	73% A D	69%	63%	68%

APPENDIX E: DETAILED BENCHMARK COMPARISONS

Comparison Data

National Research Center, Inc.'s (NRC) database of comparative resident opinion comprises resident perspectives gathered in surveys from over 500 communities whose residents evaluated the same kinds of topics on the Eden Prairie Quality of Life Survey. The comparison evaluations are from the most recent survey completed in each community; most communities conduct surveys every year or in alternating years. NRC adds the latest results quickly upon survey completion, keeping the benchmark data fresh and relevant. The communities in the database represent a wide geographic and population range. National benchmark comparisons, Minnesota communities' comparisons and comparisons to the north central region with populations over 15,000 have been provided when similar questions on the Eden Prairie Quality of Life Survey are included in NRC's database.

Interpreting the Results

Ratings are compared when there are at least five communities in which a similar question was asked. Where comparisons are available, four columns are provided in the table. The first column is Eden Prairie's "percent positive." The percent positive is the combination of the top two most positive response options (i.e., "excellent" and "good," "very safe" and "somewhat safe," "essential" and "very important," etc.), or, in the case of resident behaviors/participation, the percent positive represents the proportion of respondents indicating "yes" or participating in an activity at least once a month. The second column is the rank assigned to Eden Prairie's rating among communities where a similar question was asked. The third column is the number of communities that asked a similar question. The final column shows the comparison of Eden Prairie's rating to the benchmark.

In that final column, Eden Prairie's results are noted as being "higher" than the benchmark, "lower" than the benchmark or "similar" to the benchmark, meaning that the average rating given by residents is statistically similar to or different (greater or lesser) than the benchmark. Being rated as "higher" or "lower" than the benchmark means that Eden Prairie's average rating for a particular item was more than 10 points different than the benchmark. If a rating was "much higher" or "much lower," then Eden Prairie's average rating was more than 20 points different when compared to the benchmark.

Benchmark Database Characteristics	
Region	Percent
New England	3%
Middle Atlantic	5%
East North Central	15%
West North Central	13%
South Atlantic	22%
East South Central	3%
West South Central	7%
Mountain	16%
Pacific	16%
Population	Percent
Less than 10,000	10%
10,000 to 24,999	22%
25,000 to 49,999	23%
50,000 to 99,999	22%
100,000 or more	23%

NATIONAL BENCHMARK COMPARISONS

TABLE 133: QUESTION 1 BENCHMARKS

	Percent positive	Rank	Number of communities in comparison	Comparison to benchmark
Eden Prairie as a place to live	96%	38	391	Higher
Your neighborhood as a place to live	91%	32	313	Similar
Eden Prairie as a place to raise children	95%	36	380	Higher
Eden Prairie as a place to work	92%	3	361	Much higher
Eden Prairie as a place to visit	74%	78	275	Similar
Eden Prairie as a place to retire	69%	123	355	Similar
The overall quality of life in Eden Prairie	95%	31	453	Higher

TABLE 134: QUESTION 2 BENCHMARKS

	Percent positive	Rank	Number of communities in comparison	Comparison to benchmark
Overall feeling of safety in Eden Prairie	94%	59	349	Higher
Overall ease of getting to the places you usually have to visit	83%	51	265	Similar
Quality of overall natural environment in Eden Prairie	95%	7	278	Higher
Overall “built environment” of Eden Prairie (including overall design, buildings, parks and transportation systems)	83%	7	255	Higher
Health and wellness opportunities in Eden Prairie	92%	9	256	Higher
Overall opportunities for education and enrichment	91%	17	258	Higher
Overall economic health of Eden Prairie	92%	9	262	Much higher
Sense of community	68%	85	312	Similar
Overall image or reputation of Eden Prairie	94%	21	349	Higher

TABLE 135: QUESTION 3 BENCHMARKS

	Percent positive	Rank	Number of communities in comparison	Comparison to benchmark
Recommend living in Eden Prairie to someone who asks	93%	70	288	Similar
Remain in Eden Prairie for the next five years	88%	73	281	Similar

TABLE 136: QUESTION 6 BENCHMARKS

	Percent positive	Rank	Number of communities in comparison	Comparison to benchmark
Traffic flow on major streets	69%	37	341	Higher
Ease of public parking	91%	1	224	Much higher
Ease of travel by car in Eden Prairie	82%	23	305	Higher
Ease of travel by public transportation in Eden Prairie	50%	45	225	Higher
Ease of walking in Eden Prairie	77%	63	306	Higher
Availability of paths and walking trails	93%	3	318	Much higher
Air quality	96%	9	247	Higher
Cleanliness of Eden Prairie	95%	11	285	Much higher
Overall appearance of Eden Prairie	95%	10	357	Much higher
Public places where people want to spend time	87%	9	248	Higher
Variety of housing options	75%	15	280	Higher
Availability of affordable quality housing	51%	82	303	Similar
Fitness opportunities (including exercise classes and paths or trails, etc.)	93%	3	246	Much higher
Recreational opportunities	92%	6	298	Much higher
Availability of affordable quality food	82%	5	245	Higher
Availability of affordable quality health care	83%	14	260	Higher
Availability of preventive health services	86%	7	239	Higher
Availability of affordable quality mental health care	70%	2	225	Much higher
Value of City services considering the property taxes you pay	69%	20	403	Higher

TABLE 137: QUESTION 7 BENCHMARKS

	Percent positive	Rank	Number of communities in comparison	Comparison to benchmark
Police services	94%	10	460	Higher
Crime prevention	90%	10	363	Higher
Fire services	98%	20	388	Similar
Fire Department response time	96%	NA	NA	NA
Hennepin County Emergency Medical Service (ambulance) response time	96%	33	348	Similar
Animal control	85%	1	342	Higher
Recreation centers or facilities	92%	4	279	Much higher
Park maintenance	95%	1	41	Higher
Senior programs and services	89%	2	40	Higher
Street lighting	77%	21	327	Higher
Street repair	79%	8	388	Much higher
Traffic signal timing	66%	27	265	Similar
City streets as a whole	87%	1	10	Higher
Sidewalks (5-foot wide concrete sidewalks) in your neighborhood	76%	NA	NA	NA
Snow removal on City streets (excludes 494, 62 and County roads)	85%	11	286	Higher
Street sweeping on City streets (excludes 494, 62 and County roads)	87%	7	323	Higher
Building inspections	85%	1	11	Higher
City planning services	76%	2	302	Much higher
Drinking water	83%	50	315	Higher
Economic development	83%	5	286	Much higher
Storm drainage	85%	8	352	Higher
Water and sewer services	92%	1	8	Higher
Utility billing	85%	8	227	Higher
Emergency preparedness (services that prepare the community for natural disasters or other emergency situations)	87%	3	279	Higher
Preservation of natural areas such as open space, parklands and wetlands	90%	3	258	Much higher
Overall quality of Eden Prairie services	94%	8	429	Higher

TABLE 138: QUESTION 12 BENCHMARKS

	Percent positive	Rank	Number of communities in comparison	Comparison to benchmark
Your neighborhood	94%	2	11	Higher
Parks and open space	92%	2	11	Higher

TABLE 139: QUESTION 15 BENCHMARKS

	Percent positive	Rank	Number of communities in comparison	Comparison to benchmark
Overall, how would you rate your contact with the Eden Prairie Police Department?	92%	3	20	Higher

TABLE 140: QUESTION 22 BENCHMARKS

	Percent positive	Rank	Number of communities in comparison	Comparison to benchmark
Knowledge	93%	5	44	Higher
Courtesy	93%	3	18	Similar
Responsiveness	92%	5	45	Higher
Overall customer service	93%	5	380	Higher

TABLE 141: QUESTION 24 BENCHMARKS

	Percent positive	Rank	Number of communities in comparison	Comparison to benchmark
Appearance	89%	1	7	Higher
Online information and services offered	87%	1	5	Higher
Ease of navigation/ability to find information	71%	1	7	Similar
Search function	72%	1	5	Higher

COMMUNITIES INCLUDED IN NATIONAL COMPARISONS

The communities included in the Eden Prairie comparisons are listed on the following pages along with their population according to the 2010 Census.

Adams County, CO	441,603	Bristol city, TN	26,702	Coronado city, CA	18,912
Airway Heights city, WA	6,114	Broken Arrow city, OK	98,850	Corvallis city, OR	54,462
Albany city, OR	50,158	Brookline CDP, MA	58,732	Cottonwood Heights city, UT	33,433
Albemarle County, VA	98,970	Brooklyn Center city, MN	30,104	Creve Coeur city, MO	17,833
Albert Lea city, MN	18,016	Brooklyn city, OH	11,169	Cupertino city, CA	58,302
Alexandria city, VA	139,966	Broomfield city, CO	55,889	Dacono city, CO	4,152
Algonquin village, IL	30,046	Brownsburg town, IN	21,285	Dakota County, MN	398,552
Aliso Viejo city, CA	47,823	Buffalo Grove village, IL	41,496	Dallas city, OR	14,583
American Canyon city, CA	19,454	Burlingame city, CA	28,806	Dallas city, TX	1,197,816
Ames city, IA	58,965	Cabarrus County, NC	178,011	Danville city, KY	16,218
Ankeny city, IA	45,582	Cambridge city, MA	105,162	Dardenne Prairie city, MO	11,494
Ann Arbor city, MI	113,934	Canandaigua city, NY	10,545	Darien city, IL	22,086
Apache Junction city, AZ	35,840	Cannon Beach city, OR	1,690	Davenport city, FL	2,888
Arapahoe County, CO	572,003	Cañon City city, CO	16,400	Davidson town, NC	10,944
Arkansas City city, AR	366	Canton city, SD	3,057	Dayton city, OH	141,527
Arlington city, TX	365,438	Cape Coral city, FL	154,305	Dayton town, WY	757
Arvada city, CO	106,433	Carlisle borough, PA	18,682	Dearborn city, MI	98,153
Asheville city, NC	83,393	Carlsbad city, CA	105,328	Decatur city, GA	19,335
Ashland city, OR	20,078	Carroll city, IA	10,103	Del Mar city, CA	4,161
Ashland town, MA	16,593	Cartersville city, GA	19,731	DeLand city, FL	27,031
Ashland town, VA	7,225	Cary town, NC	135,234	Delaware city, OH	34,753
Aspen city, CO	6,658	Castine town, ME	1,366	Denison city, TX	22,682
Athens-Clarke County, GA	115,452	Castle Rock town, CO	48,231	Denton city, TX	113,383
Auburn city, AL	53,380	Cedar Hill city, TX	45,028	Denver city, CO	600,158
Augusta CCD, GA	134,777	Cedar Rapids city, IA	126,326	Des Moines city, IA	203,433
Aurora city, CO	325,078	Celina city, TX	6,028	Des Peres city, MO	8,373
Austin city, TX	790,390	Centennial city, CO	100,377	Destin city, FL	12,305
Avon town, CO	6,447	Chandler city, AZ	236,123	Dover city, NH	29,987
Avon town, IN	12,446	Chandler city, TX	2,734	Dublin city, CA	46,036
Avondale city, AZ	76,238	Chanhassen city, MN	22,952	Dublin city, OH	41,751
Azusa city, CA	46,361	Chapel Hill town, NC	57,233	Duluth city, MN	86,265
Bainbridge Island city, WA	23,025	Chardon city, OH	5,148	Durham city, NC	228,330
Baltimore city, MD	620,961	Charles County, MD	146,551	Durham County, NC	267,587
Baltimore County, MD	805,029	Charlotte city, NC	731,424	Dyer town, IN	16,390
Bartonville town, TX	1,469	Charlotte County, FL	159,978	Eagan city, MN	64,206
Battle Creek city, MI	52,347	Charlottesville city, VA	43,475	Eagle Mountain city, UT	21,415
Bay City city, MI	34,932	Chattanooga city, TN	167,674	Eagle town, CO	6,508
Bay Village city, OH	15,651	Chautauqua town, NY	4,464	Eau Claire city, WI	65,883
Baytown city, TX	71,802	Chesterfield County, VA	316,236	Eden Prairie city, MN	60,797
Bedford city, TX	46,979	Clackamas County, OR	375,992	Eden town, VT	1,323
Bedford town, MA	13,320	Clarendon Hills village, IL	8,427	Edgerton city, KS	1,671
Bellevue city, WA	122,363	Clayton city, MO	15,939	Edgewater city, CO	5,170
Bellingham city, WA	80,885	Clearwater city, FL	107,685	Edina city, MN	47,941
Benbrook city, TX	21,234	Cleveland Heights city, OH	46,121	Edmond city, OK	81,405
Bend city, OR	76,639	Clinton city, SC	8,490	Edmonds city, WA	39,709
Bethlehem township, PA	23,730	Clive city, IA	15,447	El Cerrito city, CA	23,549
Bettendorf city, IA	33,217	Clovis city, CA	95,631	El Dorado County, CA	181,058
Billings city, MT	104,170	College Park city, MD	30,413	El Paso de Robles (Paso	
Bloomington city, IN	80,405	College Station city, TX	93,857	Robles) city, CA	29,793
Bloomington city, MN	82,893	Colleyville city, TX	22,807	Elk Grove city, CA	153,015
Blue Springs city, MO	52,575	Columbia city, MO	108,500	Elko New Market city, MN	4,110
Boise City city, ID	205,671	Columbia city, SC	129,272	Elmhurst city, IL	44,121
Bonner Springs city, KS	7,314	Columbia Falls city, MT	4,688	Englewood city, CO	30,255
Boone County, KY	118,811	Commerce City city, CO	45,913	Erie town, CO	18,135
Boulder city, CO	97,385	Concord city, CA	122,067	Escambia County, FL	297,619
Bowling Green city, KY	58,067	Concord town, MA	17,668	Estes Park town, CO	5,858
Bozeman city, MT	37,280	Conshohocken borough, PA	7,833	Euclid city, OH	48,920
Brentwood city, MO	8,055	Coolidge city, AZ	11,825	Fairview town, TX	7,248
Brentwood city, TN	37,060	Coon Rapids city, MN	61,476	Farmers Branch city, TX	28,616
Brighton city, CO	33,352	Copperas Cove city, TX	32,032	Farmersville city, TX	3,301
Brighton city, MI	7,444	Coral Springs city, FL	121,096	Farmington Hills city, MI	79,740

Farmington town, CT.....	25,340	Independence city, MO.....	116,830	Los Alamos County, NM.....	17,950
Fayetteville city, GA.....	15,945	Indianola city, IA.....	14,782	Los Altos Hills town, CA.....	7,922
Fayetteville city, NC.....	200,564	Indio city, CA.....	76,036	Loudoun County, VA.....	312,311
Fernandina Beach city, FL.....	11,487	Iowa City city, IA.....	67,862	Louisville city, CO.....	18,376
Flagstaff city, AZ.....	65,870	Irving city, TX.....	216,290	Lower Merion township, PA.....	57,825
Flower Mound town, TX.....	64,669	Issaquah city, WA.....	30,434	Lynchburg city, VA.....	75,568
Forest Grove city, OR.....	21,083	Jackson city, MO.....	13,758	Lynnwood city, WA.....	35,836
Fort Collins city, CO.....	143,986	Jackson County, MI.....	160,248	Macomb County, MI.....	840,978
Franklin city, TN.....	62,487	James City County, VA.....	67,009	Manassas city, VA.....	37,821
Frederick town, CO.....	8,679	Jefferson County, NY.....	116,229	Manhattan Beach city, CA.....	35,135
Fremont city, CA.....	214,089	Jefferson Parish, LA.....	432,552	Manhattan city, KS.....	52,281
Friendswood city, TX.....	35,805	Johnson City city, TN.....	63,152	Mankato city, MN.....	39,309
Fruita city, CO.....	12,646	Johnston city, IA.....	17,278	Maple Grove city, MN.....	64,567
Gahanna city, OH.....	33,248	Jupiter town, FL.....	55,156	Maplewood city, MN.....	38,018
Gaithersburg city, MD.....	59,933	Kalamazoo city, MI.....	74,262	Maricopa County, AZ.....	3,817,117
Galveston city, TX.....	47,743	Kansas City city, KS.....	145,786	Marin County, CA.....	252,409
Gardner city, KS.....	19,123	Kansas City city, MO.....	459,787	Marion city, IA.....	34,768
Georgetown city, TX.....	47,400	Keizer city, OR.....	36,478	Mariposa County, CA.....	18,251
Germantown city, TN.....	38,844	Kenmore city, WA.....	20,460	Marshfield city, WI.....	19,118
Gilbert town, AZ.....	208,453	Kennedale city, TX.....	6,763	Martinez city, CA.....	35,824
Gillette city, WY.....	29,087	Kent city, WA.....	92,411	Marysville city, WA.....	60,020
Glen Ellyn village, IL.....	27,450	Kerrville city, TX.....	22,347	Matthews town, NC.....	27,198
Glendora city, CA.....	50,073	Kettering city, OH.....	56,163	Maui County, HI.....	154,834
Glenview village, IL.....	44,692	Key West city, FL.....	24,649	McAllen city, TX.....	129,877
Golden city, CO.....	18,867	King City city, CA.....	12,874	McKinney city, TX.....	131,117
Golden Valley city, MN.....	20,371	Kingman city, AZ.....	28,068	McMinnville city, OR.....	32,187
Goodyear city, AZ.....	65,275	Kirkland city, WA.....	48,787	Mecklenburg County, NC.....	919,628
Grafton village, WI.....	11,459	Kirkwood city, MO.....	27,540	Menlo Park city, CA.....	32,026
Grand Blanc city, MI.....	8,276	Knoxville city, IA.....	7,313	Menomonee Falls village, WI.....	35,626
Grants Pass city, OR.....	34,533	La Plata town, MD.....	8,753	Mercer Island city, WA.....	22,699
Grass Valley city, CA.....	12,860	La Vista city, NE.....	15,758	Meridian charter township, MI.....	39,688
Greeley city, CO.....	92,889	Laguna Niguel city, CA.....	62,979	Meridian city, ID.....	75,092
Greenville city, NC.....	84,554	Lake Forest city, IL.....	19,375	Merriam city, KS.....	11,003
Greenwich town, CT.....	61,171	Lake in the Hills village, IL.....	28,965	Mesa city, AZ.....	439,041
Greenwood Village city, CO.....	13,925	Lake Stevens city, WA.....	28,069	Mesa County, CO.....	146,723
Greer city, SC.....	25,515	Lake Worth city, FL.....	34,910	Miami Beach city, FL.....	87,779
Gunnison County, CO.....	15,324	Lake Zurich village, IL.....	19,631	Miami city, FL.....	399,457
Haltom City city, TX.....	42,409	Lakeville city, MN.....	55,954	Middleton city, WI.....	17,442
Hamilton city, OH.....	62,477	Lakewood city, CO.....	142,980	Midland city, MI.....	41,863
Hamilton town, MA.....	7,764	Lakewood city, WA.....	58,163	Milford city, DE.....	9,559
Hampton city, VA.....	137,436	Lancaster County, SC.....	76,652	Milton city, GA.....	32,661
Hanover County, VA.....	99,863	Lane County, OR.....	351,715	Minneapolis city, MN.....	382,578
Harrisburg city, SD.....	4,089	Lansing city, MI.....	114,297	Minnetrista city, MN.....	6,384
Harrisonburg city, VA.....	48,914	Laramie city, WY.....	30,816	Missouri City city, TX.....	67,358
Harrisonville city, MO.....	10,019	Larimer County, CO.....	299,630	Modesto city, CA.....	204,165
Hastings city, MN.....	22,172	Las Cruces city, NM.....	97,618	Moline city, IL.....	43,483
Hayward city, CA.....	144,186	Las Vegas city, NM.....	13,753	Monroe city, MI.....	20,733
Henderson city, NV.....	257,729	Lawrence city, KS.....	87,643	Monterey city, CA.....	27,810
Herndon town, VA.....	23,292	Lawrenceville city, GA.....	28,546	Montgomery city, MN.....	2,956
High Point city, NC.....	104,371	Lee's Summit city, MO.....	91,364	Montgomery County, MD.....	971,777
Highland Park city, IL.....	29,763	Lehi city, UT.....	47,407	Monticello city, UT.....	1,972
Highlands Ranch CDP, CO.....	96,713	Lenexa city, KS.....	48,190	Montrose city, CO.....	19,132
Homer Glen village, IL.....	24,220	Lewisville city, TX.....	95,290	Monument town, CO.....	5,530
Honolulu County, HI.....	953,207	Lewisville town, NC.....	12,639	Moraga town, CA.....	16,016
Hooksett town, NH.....	13,451	Libertyville village, IL.....	20,315	Morristown city, TN.....	29,137
Hopkins city, MN.....	17,591	Lincolnwood village, IL.....	12,590	Morrisville town, NC.....	18,576
Hopkinton town, MA.....	14,925	Lindsborg city, KS.....	3,458	Morro Bay city, CA.....	10,234
Hoquiam city, WA.....	8,726	Little Chute village, WI.....	10,449	Mountaintop Village town, CO.....	1,320
Horry County, SC.....	269,291	Littleton city, CO.....	41,737	Mountlake Terrace city, WA.....	19,909
Howard village, WI.....	17,399	Livermore city, CA.....	80,968	Murphy city, TX.....	17,708
Hudson town, CO.....	2,356	Lombard village, IL.....	43,165	Naperville city, IL.....	141,853
Huntley village, IL.....	24,291	Lone Tree city, CO.....	10,218	Napoleon city, OH.....	8,749
Huntsville city, TX.....	38,548	Long Grove village, IL.....	8,043	Nederland city, TX.....	17,547
Hurst city, TX.....	37,337	Longmont city, CO.....	86,270	Needham CDP, MA.....	28,886
Hutchinson city, MN.....	14,178	Longview city, TX.....	80,455	Nevada City city, CA.....	3,068
Hutto city, TX.....	14,698	Lonsdale city, MN.....	3,674	Nevada County, CA.....	98,764

New Braunfels city, TX.....	57,740	Portland city, OR.....	583,776	Sherborn town, MA.....	4,119
New Brighton city, MN.....	24,456	Powell city, OH.....	11,500	Shoreline city, WA.....	53,007
New Concord village, OH.....	2,491	Powhatan County, VA.....	28,046	Shoreview city, MN.....	25,043
New Hope city, MN.....	20,339	Prince William County, VA.....	402,002	Shorewood village, IL.....	15,615
New Orleans city, LA.....	343,829	Prior Lake city, MN.....	22,796	Shorewood village, WI.....	13,162
New Smyrna Beach city, FL.....	22,464	Pueblo city, CO.....	106,595	Sierra Vista city, AZ.....	43,888
New Ulm city, MN.....	13,522	Purcellville town, VA.....	7,727	Silverton city, OR.....	9,222
Newberg city, OR.....	22,068	Queen Creek town, AZ.....	26,361	Sioux Center city, IA.....	7,048
Newport city, RI.....	24,672	Raleigh city, NC.....	403,892	Sioux Falls city, SD.....	153,888
Newport News city, VA.....	180,719	Ramsey city, MN.....	23,668	Skokie village, IL.....	64,784
Newton city, IA.....	15,254	Raymond town, ME.....	4,436	Snoqualmie city, WA.....	10,670
Noblesville city, IN.....	51,969	Raymore city, MO.....	19,206	Snowmass Village town, CO.....	2,826
Norcross city, GA.....	9,116	Redmond city, OR.....	26,215	Somerset town, MA.....	18,165
Norfolk city, NE.....	24,210	Redmond city, WA.....	54,144	South Jordan city, UT.....	50,418
Norfolk city, VA.....	242,803	Redwood City city, CA.....	76,815	South Lake Tahoe city, CA.....	21,403
North Mankato city, MN.....	13,394	Reno city, NV.....	225,221	Southlake city, TX.....	26,575
North Port city, FL.....	57,357	Reston CDP, VA.....	58,404	Spearfish city, SD.....	10,494
North Richland Hills city, TX.....	63,343	Richland city, WA.....	48,058	Spring Hill city, KS.....	5,437
North Yarmouth town, ME.....	3,565	Richmond city, CA.....	103,701	Springfield city, MO.....	159,498
Novato city, CA.....	51,904	Richmond Heights city, MO.....	8,603	Springville city, UT.....	29,466
Novi city, MI.....	55,224	Rio Rancho city, NM.....	87,521	St. Augustine city, FL.....	12,975
O'Fallon city, IL.....	28,281	River Falls city, WI.....	15,000	St. Charles city, IL.....	32,974
O'Fallon city, MO.....	79,329	Riverside city, CA.....	303,871	St. Cloud city, FL.....	35,183
Oak Park village, IL.....	51,878	Roanoke city, VA.....	97,032	St. Joseph city, MO.....	76,780
Oakland city, CA.....	390,724	Roanoke County, VA.....	92,376	St. Joseph town, WI.....	3,842
Oakley city, CA.....	35,432	Rochester city, NY.....	210,565	St. Louis County, MN.....	200,226
Oklahoma City city, OK.....	579,999	Rochester Hills city, MI.....	70,995	State College borough, PA.....	42,034
Olathe city, KS.....	125,872	Rock Hill city, SC.....	66,154	Steamboat Springs city, CO.....	12,088
Old Town city, ME.....	7,840	Rockville city, MD.....	61,209	Sugar Grove village, IL.....	8,997
Olmsted County, MN.....	144,248	Roeland Park city, KS.....	6,731	Sugar Land city, TX.....	78,817
Olympia city, WA.....	46,478	Rogers city, MN.....	8,597	Suisun City city, CA.....	28,111
Orange village, OH.....	3,323	Rohnert Park city, CA.....	40,971	Summit city, UT.....	36,324
Orland Park village, IL.....	56,767	Rolla city, MO.....	19,559	Summit village, IL.....	11,054
Oshkosh city, WI.....	66,083	Roselle village, IL.....	22,763	Sunnyvale city, CA.....	140,081
Oshtemo charter township, MI.....	21,705	Rosemount city, MN.....	21,874	Surprise city, AZ.....	117,517
Oswego village, IL.....	30,355	Rosenberg city, TX.....	30,618	Suwanee city, GA.....	15,355
Ottawa County, MI.....	263,801	Roseville city, MN.....	33,660	Tacoma city, WA.....	198,397
Overland Park city, KS.....	173,372	Round Rock city, TX.....	99,887	Takoma Park city, MD.....	16,715
Paducah city, KY.....	25,024	Royal Oak city, MI.....	57,236	Tamarac city, FL.....	60,427
Palm Beach Gardens city, FL.....	48,452	Royal Palm Beach village, FL.....	34,140	Temecula city, CA.....	100,097
Palm Coast city, FL.....	75,180	Sacramento city, CA.....	466,488	Tempe city, AZ.....	161,719
Palo Alto city, CA.....	64,403	Sahuarita town, AZ.....	25,259	Temple city, TX.....	66,102
Palos Verdes Estates city, CA.....	13,438	Sammamish city, WA.....	45,780	Texarkana city, TX.....	36,411
Papillion city, NE.....	18,894	San Anselmo town, CA.....	12,336	The Woodlands CDP, TX.....	93,847
Paradise Valley town, AZ.....	12,820	San Diego city, CA.....	1,307,402	Thousand Oaks city, CA.....	126,683
Park City city, UT.....	7,558	San Francisco city, CA.....	805,235	Tigard city, OR.....	48,035
Parker town, CO.....	45,297	San Jose city, CA.....	945,942	Tracy city, CA.....	82,922
Parkland city, FL.....	23,962	San Marcos city, CA.....	83,781	Trinidad CCD, CO.....	12,017
Pasco city, WA.....	59,781	San Marcos city, TX.....	44,894	Tualatin city, OR.....	26,054
Pasco County, FL.....	464,697	San Rafael city, CA.....	57,713	Tulsa city, OK.....	391,906
Payette city, ID.....	7,433	Sangamon County, IL.....	197,465	Tustin city, CA.....	75,540
Pearland city, TX.....	91,252	Santa Fe city, NM.....	67,947	Twin Falls city, ID.....	44,125
Peoria city, AZ.....	154,065	Santa Fe County, NM.....	144,170	Unalaska city, AK.....	4,376
Peoria city, IL.....	115,007	Santa Monica city, CA.....	89,736	University Heights city, OH.....	13,539
Pflugerville city, TX.....	46,936	Sarasota County, FL.....	379,448	University Park city, TX.....	23,068
Pinehurst village, NC.....	13,124	Savage city, MN.....	26,911	Upper Arlington city, OH.....	33,771
Piqua city, OH.....	20,522	Schaumburg village, IL.....	74,227	Urbandale city, IA.....	39,463
Pitkin County, CO.....	17,148	Schertz city, TX.....	31,465	Vail town, CO.....	5,305
Plano city, TX.....	259,841	Scott County, MN.....	129,928	Ventura CCD, CA.....	111,889
Platte City city, MO.....	4,691	Scottsdale city, AZ.....	217,385	Vernon Hills village, IL.....	25,113
Pleasant Hill city, IA.....	8,785	Sedona city, AZ.....	10,031	Vestavia Hills city, AL.....	34,033
Pleasanton city, CA.....	70,285	Sevierville city, TN.....	14,807	Victoria city, MN.....	7,345
Polk County, IA.....	430,640	Shakopee city, MN.....	37,076	Vienna town, VA.....	15,687
Pompano Beach city, FL.....	99,845	Sharonville city, OH.....	13,560	Virginia Beach city, VA.....	437,994
Port Orange city, FL.....	56,048	Shawnee city, KS.....	62,209	Walnut Creek city, CA.....	64,173
Port St. Lucie city, FL.....	164,603	Shawnee city, OK.....	29,857	Warrensburg city, MO.....	18,838

Washington County, MN.....	238,136	Weston town, MA.....	11,261	Woodbury city, MN.....	61,961
Washington town, NH.....	1,123	Wheat Ridge city, CO.....	30,166	Woodinville city, WA.....	10,938
Washoe County, NV.....	421,407	White House city, TN.....	10,255	Woodland city, CA.....	55,468
Washougal city, WA.....	14,095	Wichita city, KS.....	382,368	Wyandotte County, KS.....	157,505
Wauwatosa city, WI.....	46,396	Williamsburg city, VA.....	14,068	Yakima city, WA.....	91,067
Waverly city, IA.....	9,874	Willowbrook village, IL.....	8,540	York County, VA.....	65,464
Wentzville city, MO.....	29,070	Wilmington city, NC.....	106,476	Yorktown town, IN.....	9,405
West Carrollton city, OH.....	13,143	Wilsonville city, OR.....	19,509	Yorkville city, IL.....	16,921
Western Springs village, IL.....	12,975	Windsor town, CO.....	18,644	Yountville city, CA.....	2,933
Westerville city, OH.....	36,120	Windsor town, CT.....	29,044		
Westlake town, TX.....	992	Winnetka village, IL.....	12,187		
Westminster city, CO.....	106,114	Winter Garden city, FL.....	34,568		

NORTH CENTRAL REGION WITH POPULATIONS OVER 15,000 BENCHMARK COMPARISONS

TABLE 142: QUESTION 1 BENCHMARKS

	Percent positive	Rank	Number of communities in comparison	Comparison to benchmark
Eden Prairie as a place to live	96%	11	98	Higher
Your neighborhood as a place to live	91%	7	72	Similar
Eden Prairie as a place to raise children	95%	12	93	Higher
Eden Prairie as a place to work	92%	2	90	Higher
Eden Prairie as a place to visit	74%	17	71	Similar
Eden Prairie as a place to retire	69%	20	85	Similar
The overall quality of life in Eden Prairie	95%	7	109	Higher

TABLE 143: QUESTION 2 BENCHMARKS

	Percent positive	Rank	Number of communities in comparison	Comparison to benchmark
Overall feeling of safety in Eden Prairie	94%	16	94	Higher
Overall ease of getting to the places you usually have to visit	83%	23	69	Similar
Quality of overall natural environment in Eden Prairie	95%	2	69	Higher
Overall "built environment" of Eden Prairie (including overall design, buildings, parks and transportation systems)	83%	4	66	Higher
Health and wellness opportunities in Eden Prairie	92%	5	66	Higher
Overall opportunities for education and enrichment	91%	9	67	Higher
Overall economic health of Eden Prairie	92%	5	66	Higher
Sense of community	68%	23	75	Similar
Overall image or reputation of Eden Prairie	94%	5	91	Higher

TABLE 144: QUESTION 3 BENCHMARKS

	Percent positive	Rank	Number of communities in comparison	Comparison to benchmark
Recommend living in Eden Prairie to someone who asks	93%	28	71	Similar
Remain in Eden Prairie for the next five years	88%	23	69	Similar

TABLE 145: QUESTION 6 BENCHMARKS

	Percent positive	Rank	Number of communities in comparison	Comparison to benchmark
Traffic flow on major streets	69%	16	88	Similar
Ease of public parking	91%	1	55	Much higher
Ease of travel by car in Eden Prairie	82%	11	71	Similar
Ease of travel by public transportation in Eden Prairie	50%	12	54	Similar
Ease of walking in Eden Prairie	77%	19	70	Similar
Availability of paths and walking trails	93%	1	86	Much higher
Air quality	96%	2	56	Higher
Cleanliness of Eden Prairie	95%	4	70	Higher
Overall appearance of Eden Prairie	95%	3	84	Higher
Public places where people want to spend time	87%	3	65	Higher
Variety of housing options	75%	9	71	Similar
Availability of affordable quality housing	51%	42	78	Similar
Fitness opportunities (including exercise classes and paths or trails, etc.)	93%	1	64	Higher
Recreational opportunities	92%	1	72	Higher
Availability of affordable quality food	82%	4	59	Higher
Availability of affordable quality health care	83%	10	65	Similar
Availability of preventive health services	86%	6	59	Higher
Availability of affordable quality mental health care	70%	2	57	Higher

	Percent positive	Rank	Number communities comparison	of in	Comparison to benchmark
Value of City services considering the property taxes you pay	69%	9	107		Higher

TABLE 146: QUESTION 7 BENCHMARKS

	Percent positive	Rank	Number of communities in comparison	Comparison to benchmark
Police services	94%	4	109	Higher
Crime prevention	90%	4	92	Higher
Fire services	98%	5	95	Similar
Hennepin County Emergency Medical Service (ambulance) response time	96%	15	89	Similar
Animal control	85%	1	88	Higher
Recreation centers or facilities	92%	2	61	Higher
Park maintenance	95%	1	18	Much higher
Senior programs and services	89%	2	12	Higher
Street lighting	77%	11	85	Similar
Street repair	79%	2	97	Much higher
Traffic signal timing	66%	12	69	Similar
Snow removal on City streets (excludes 494, 62 and County roads)	85%	7	100	Higher
Street sweeping on City streets (excludes 494, 62 and County roads)	87%	3	88	Higher
City planning services	76%	1	75	Higher
Drinking water	83%	18	81	Similar
Economic development	83%	4	70	Higher
Storm drainage	85%	5	93	Higher
Water and sewer services	92%	NA	NA	NA
Utility billing	85%	5	57	Similar
Emergency preparedness (services that prepare the community for natural disasters or other emergency situations)	87%	1	67	Higher
Preservation of natural areas such as open space, parklands and wetlands	90%	1	63	Much higher
Overall quality of Eden Prairie services	94%	4	102	Higher

TABLE 147: QUESTION 12 BENCHMARKS

	Percent positive	Rank	Number of communities in comparison	Comparison to benchmark
Your neighborhood	94%	2	8	Higher
Parks and open space	92%	1	5	Similar

TABLE 148: QUESTION 22 BENCHMARKS

	Percent positive	Rank	Number of communities in comparison	Comparison to benchmark
Knowledge	93%	2	13	Similar
Courtesy	93%	1	7	Higher
Responsiveness	92%	2	13	Similar
Overall customer service	93%	1	104	Higher

COMMUNITIES INCLUDED IN NORTH CENTRAL REGION WITH POPULATIONS OVER 15,000 COMPARISONS

The communities included in the Eden Prairie comparisons are listed below along with their population according to the 2010 Census.

Albert Lea city, MN.....	18,016	Duluth city, MN.....	86,265	La Vista city, NE.....	15,758
Algonquin village, IL.....	30,046	Dyer town, IN.....	16,390	Lake Forest city, IL.....	19,375
Ames city, IA.....	58,965	Eagan city, MN.....	64,206	Lake in the Hills village, IL.....	28,965
Ankeny city, IA.....	45,582	Eau Claire city, WI.....	65,883	Lake Zurich village, IL.....	19,631
Ann Arbor city, MI.....	113,934	Eden Prairie city, MN.....	60,797	Lakeville city, MN.....	55,954
Battle Creek city, MI.....	52,347	Edina city, MN.....	47,941	Lansing city, MI.....	114,297
Bay City city, MI.....	34,932	Elmhurst city, IL.....	44,121	Lawrence city, KS.....	87,643
Bay Village city, OH.....	15,651	Euclid city, OH.....	48,920	Lee's Summit city, MO.....	91,364
Bettendorf city, IA.....	33,217	Farmington Hills city, MI.....	79,740	Lenexa city, KS.....	48,190
Bloomington city, IN.....	80,405	Gahanna city, OH.....	33,248	Libertyville village, IL.....	20,315
Bloomington city, MN.....	82,893	Gardner city, KS.....	19,123	Lombard village, IL.....	43,165
Blue Springs city, MO.....	52,575	Glen Ellyn village, IL.....	27,450	Manhattan city, KS.....	52,281
Brooklyn Center city, MN.....	30,104	Glenview village, IL.....	44,692	Mankato city, MN.....	39,309
Brownsburg town, IN.....	21,285	Golden Valley city, MN.....	20,371	Maple Grove city, MN.....	61,567
Buffalo Grove village, IL.....	41,496	Hamilton city, OH.....	62,477	Maplewood city, MN.....	38,018
Cedar Rapids city, IA.....	126,326	Hastings city, MN.....	22,172	Marion city, IA.....	34,768
Chanhassen city, MN.....	22,952	Highland Park city, IL.....	29,763	Marshfield city, WI.....	19,118
Clayton city, MO.....	15,939	Homer Glen village, IL.....	24,220	Menomonee Falls village, WI.....	35,626
Cleveland Heights city, OH.....	46,121	Hopkins city, MN.....	17,591	Meridian charter township, MI.....	39,688
Clive city, IA.....	15,447	Howard village, WI.....	17,399	Middleton city, WI.....	17,442
Columbia city, MO.....	108,500	Huntley village, IL.....	24,291	Midland city, MI.....	41,863
Coon Rapids city, MN.....	61,476	Independence city, MO.....	116,830	Minneapolis city, MN.....	382,578
Creve Coeur city, MO.....	17,833	Iowa City city, IA.....	67,862	Moline city, IL.....	43,483
Dakota County, MN.....	398,552	Jackson County, MI.....	160,248	Monroe city, MI.....	20,733
Darien city, IL.....	22,086	Johnston city, IA.....	17,278	Naperville city, IL.....	141,853
Dayton city, OH.....	141,527	Kalamazoo city, MI.....	74,262	New Brighton city, MN.....	21,456
Dearborn city, MI.....	98,153	Kansas City city, KS.....	145,786	New Hope city, MN.....	20,339
Delaware city, OH.....	34,753	Kansas City city, MO.....	459,787	Newton city, IA.....	15,254
Des Moines city, IA.....	203,433	Kettering city, OH.....	56,163		
Dublin city, OH.....	41,751	Kirkwood city, MO.....	27,540		

Noblesville city, IN.....	51,969	Prior Lake city, MN	22,796	Skokie village, IL	64,784
Norfolk city, NE	24,210	Ramsey city, MN.....	23,668	Springfield city, MO	159,498
Novi city, MI	55,224	Raymore city, MO.....	19,206	St. Charles city, IL	32,974
O'Fallon city, IL.....	28,281	River Falls city, WI.....	15,000	St. Joseph city, MO	76,780
O'Fallon city, MO.....	79,329	Rochester Hills city, MI.....	70,995	St. Louis County, MN	200,226
Oak Park village, IL.....	51,878	Rolla city, MO.....	19,559	Upper Arlington city, OH.....	33,771
Olathe city, KS	125,872	Roselle village, IL	22,763	Urbandale city, IA	39,463
Olmsted County, MN.....	144,248	Rosemount city, MN	21,874	Vernon Hills village, IL.....	25,113
Orland Park village, IL.....	56,767	Roseville city, MN	33,660	Warrensburg city, MO	18,838
Oshkosh city, WI.....	66,083	Royal Oak city, MI.....	57,236	Washington County, MN	238,136
Oshtemo charter township, MI	21,705	Sangamon County, IL	197,465	Wauwatosa city, WI	46,396
Oswego village, IL	30,355	Savage city, MN.....	26,911	Wentzville city, MO.....	29,070
Ottawa County, MI	263,801	Schaumburg village, IL.....	74,227	Westerville city, OH	36,120
Overland Park city, KS	173,372	Scott County, MN	129,928	Wichita city, KS.....	382,368
Papillion city, NE	18,894	Shakopee city, MN.....	37,076	Woodbury city, MN.....	61,961
Peoria city, IL.....	115,007	Shawnee city, KS	62,209	Wyandotte County, KS.....	157,505
Piqua city, OH	20,522	Shoreview city, MN.....	25,043	Yorkville city, IL	16,921
Polk County, IA.....	430,640	Shorewood village, IL.....	15,615		
		Sioux Falls city, SD.....	153,888		

MINNESOTA BENCHMARK COMPARISONS

TABLE 149: QUESTION 1 BENCHMARKS

	Percent positive	Rank	Number of communities in comparison	Comparison to benchmark
Eden Prairie as a place to live	96%	4	26	Higher
Your neighborhood as a place to live	91%	3	21	Similar
Eden Prairie as a place to raise children	95%	3	25	Higher
Eden Prairie as a place to work	92%	1	25	Much higher
Eden Prairie as a place to visit	74%	5	19	Similar
Eden Prairie as a place to retire	69%	7	26	Similar
Overall quality of life in Eden Prairie	95%	4	34	Higher

TABLE 150: QUESTION 2 BENCHMARKS

	Percent positive	Rank	Number of communities in comparison	Comparison to benchmark
Overall feeling of safety in Eden Prairie	94%	7	26	Similar
Overall ease of getting to the places you usually have to visit	83%	8	21	Similar
Quality of overall natural environment in Eden Prairie	95%	1	21	Higher
Overall “built environment” of Eden Prairie (including overall design, buildings, parks and transportation systems)	83%	2	19	Higher
Health and wellness opportunities in Eden Prairie	92%	3	20	Higher
Overall opportunities for education and enrichment	91%	2	20	Higher
Overall economic health of Eden Prairie	92%	3	20	Higher
Sense of community	68%	4	24	Similar
Overall image or reputation of Eden Prairie	94%	2	25	Higher

TABLE 151: QUESTION 3 BENCHMARKS

	Percent positive	Rank	Number of communities in comparison	Comparison to benchmark
Recommend living in Eden Prairie to someone who asks	93%	9	20	Similar
Remain in Eden Prairie for the next five years	88%	10	20	Similar

TABLE 152: QUESTION 6 BENCHMARKS

	Percent positive	Rank	Number of communities in comparison	Comparison to benchmark
Traffic flow on major streets	69%	9	20	Similar
Ease of public parking	91%	1	12	Higher
Ease of travel by car in Eden Prairie	82%	6	22	Similar
Ease of travel by public transportation in Eden Prairie	50%	5	17	Similar
Ease of walking in Eden Prairie	77%	8	21	Similar
Availability of paths and walking trails	93%	1	21	Higher
Air quality	96%	3	17	Similar
Cleanliness of Eden Prairie	95%	2	21	Higher
Overall appearance of Eden Prairie	95%	1	24	Higher
Public places where people want to spend time	87%	1	18	Higher
Variety of housing options	75%	3	22	Similar
Availability of affordable quality housing	51%	13	26	Similar
Fitness opportunities (including exercise classes and paths or trails, etc.)	93%	1	20	Higher
Recreational opportunities	92%	1	24	Higher
Availability of affordable quality food	82%	1	15	Higher
Availability of affordable quality health care	83%	3	20	Higher
Availability of preventive health services	86%	2	17	Higher
Availability of affordable quality mental health care	70%	1	17	Higher

	Percent positive	Rank	Number communities comparison	of in	Comparison to benchmark
Value of City services considering the property taxes you pay	69%	3	33		Higher

TABLE 153: QUESTION 7 BENCHMARKS

	Percent positive	Rank	Number of communities in comparison	Comparison to benchmark
Police services	94%	1	33	Higher
Crime prevention	90%	1	21	Higher
Fire services	98%	2	27	Similar
Hennepin County Emergency Medical Service (ambulance) response time	96%	2	19	Similar
Animal control	85%	1	27	Higher
Recreation centers or facilities	92%	1	20	Higher
Park maintenance	95%	1	5	Much higher
Senior programs and services	89%	1	9	Much higher
Street lighting	77%	2	24	Similar
Street repair	79%	1	28	Higher
Traffic signal timing	66%	7	20	Similar
City streets as a whole	87%	1	5	Higher
Snow removal on City streets (excludes 494, 62 and County roads)	85%	2	35	Higher
Street sweeping on City streets (excludes 494, 62 and County roads)	87%	1	21	Higher
City planning services	76%	1	24	Higher
Drinking water	83%	3	25	Similar
Economic development	83%	2	22	Higher
Storm drainage	85%	2	24	Similar
Utility billing	85%	2	18	Similar
Emergency preparedness (services that prepare the community for natural disasters or other emergency situations)	87%	1	21	Higher
Preservation of natural areas such as open space, parklands and wetlands	90%	1	19	Higher
Overall quality of Eden Prairie services	94%	1	32	Higher

TABLE 154: QUESTION 12 BENCHMARKS

	Percent positive	Rank	Number of communities in comparison	Comparison to benchmark
Your neighborhood	94%	2	7	Similar
Parks and open space	92%	1	5	Similar

TABLE 155: QUESTION 22 BENCHMARKS

	Percent positive	Rank	Number of communities in comparison	Comparison to benchmark
Knowledge	93%	2	10	Similar
Courtesy	93%	1	7	Higher
Responsiveness	92%	2	10	Similar
Overall customer service	93%	1	31	Higher

COMMUNITIES INCLUDED IN MINNESOTA COMPARISONS

The communities included in the Eden Prairie comparisons are listed below along with their population according to the 2010 Census.

Albert Lea city, MN	18,016	Montgomery city, MN.....	2,956
Bloomington city, MN.....	82,893	New Brighton city, MN.....	21,456
Brooklyn Center city, MN.....	30,104	New Hope city, MN.....	20,339
Chanhassen city, MN	22,952	New Ulm city, MN.....	13,522
Coon Rapids city, MN.....	61,476	North Mankato city, MN	13,394
Dakota County, MN	398,552	Olmsted County, MN	144,248
Duluth city, MN	86,265	Prior Lake city, MN	22,796
Eagan city, MN	64,206	Ramsey city, MN.....	23,668
Eden Prairie city, MN	60,797	Rogers city, MN	8,597
Edina city, MN	47,941	Rosemount city, MN	21,874
Elko New Market city, MN.....	4,110	Roseville city, MN	33,660
Golden Valley city, MN.....	20,371	Savage city, MN.....	26,911
Hastings city, MN.....	22,172	Scott County, MN	129,928
Hopkins city, MN	17,591	Shakopee city, MN.....	37,076
Hutchinson city, MN	14,178	Shoreview city, MN.....	25,043
Lakeville city, MN	55,954	St. Louis County, MN	200,226
Lonsdale city, MN	3,674	Victoria city, MN	7,345
Mankato city, MN	39,309	Washington County, MN.....	238,136
Maple Grove city, MN	61,567	Woodbury city, MN.....	61,961
Maplewood city, MN.....	38,018		
Minneapolis city, MN	382,578		
Minnetrissa city, MN	6,384		

APPENDIX F: SURVEY METHODOLOGY

ABOUT THE SURVEY

The City of Eden Prairie Quality of Life Survey was first administered in 2006. General resident surveys, such as this one, ask recipients their perspectives about the quality of life in the city, their use of city amenities, their opinions on policy issues facing the city and their assessment of city service delivery. The City of Eden Prairie funded this research. Please contact Katie O'Connor of the City of Eden Prairie at koconnor@edenprairie.org if you have any questions about the survey.

DEVELOPING THE QUESTIONNAIRE

The 2018 survey instrument was developed by starting with the version from the previous implementation in 2016. Few changes were made to the survey in order to maximize comparisons overtime. In an iterative process between City staff and NRC staff, a final five-page questionnaire was created.

SELECTING SURVEY RECIPIENTS

“Sampling” refers to the method by which survey recipients are chosen. The “sample” refers to all those who were given a chance to participate in the survey. A list of all households within the zip codes serving Eden Prairie was purchased from Go-Dog Direct based on updated listings from the United States Postal Service, updated every three months, providing the best representation of all households in a specific geographic location. NRC used the USPS data to select the survey recipients.

A larger list than needed was pulled so that a process referred to as “geocoding” could be used to eliminate addresses from the list that were outside Eden Prairie’s boundaries. Geocoding is a computerized process in which addresses are compared to electronically mapped boundaries and coded as inside or outside desired boundaries; in this case, within Eden Prairie. All addresses determined to be outside the study boundaries were eliminated from the list of potential households. Each address identified as being within city boundaries was further identified as being within one of the four quadrants. A random selection was made of the remaining addresses to create a mailing list of 2,000 addresses.

To choose the 2,000 survey recipients, a systematic sampling method was applied to the list of households previously screened for geographic location. Systematic sampling is a procedure whereby a complete list of all possible households is culled, selecting every Nth one, giving each eligible household a known probability of selection, until the appropriate number of households is selected. Multi-family housing units were selected at a higher rate as residents of this type of housing typically respond at lower rates to surveys than do those in single-family housing units. In general, because of the random sampling techniques used, the displayed sampling density will closely mirror the overall housing unit density (which may be different from the population density). While the theory of probability assumes no bias in selection, there may be some minor variations in practice (meaning, an area with only 15% of the housing units might be selected at an actual rate that is slightly above or below that).

An individual within each household was randomly selected to complete the survey using the birthday method. The birthday method selects a person within the household by asking the “person whose birthday has most recently passed” to complete the questionnaire. The underlying assumption in this method is that day of birth has no relationship to the way people respond to surveys. This instruction was contained in the cover letter accompanying the questionnaire.

In addition to the scientific, random sample, a link to an online “opt-in” survey was publicized through various channels including the Eden Prairie website and social media. This opt-in survey was identical to the scientific survey and open to all City residents.

SURVEY ADMINISTRATION AND RESPONSE RATE

Each selected household was contacted three times. First, a prenotification announcement was sent on November 2, 2018, informing the household members that they had been selected to participate in the City of Eden Prairie Quality of Life Survey. Approximately one week after mailing the prenotification, each household was mailed a survey containing a cover letter signed by Mayor Tyra-Lukens enlisting participation. The packet also contained a postage-paid return envelope in which the survey recipients could return the completed questionnaire directly to NRC. A reminder letter and survey, scheduled to arrive one to two weeks after the first survey, was the final contact. The second cover letter asked those who had not completed the survey to do so and those who had already done so to refrain from turning in another survey. The survey was available in English. Each wave of the cover letter accompanying the mailed survey included a web link for residents to visit if they preferred to take the survey online.

The online “opt-in” survey became available to all residents in January 2018 and remained open for three weeks. Completed surveys were collected over the following eight weeks. About 4% of the 2,000 surveys mailed were returned because the housing unit was vacant or the postal service was unable to deliver the survey as addressed. Of the 1,926 households presumed to have received a survey, 494 completed the survey (83 of which were completed online), providing a response rate of 26%. Additionally, responses were tracked by geographic area; response rates by area ranged from 20% to 32%. The response rates were calculated using AAPOR’s response rate #2¹ for mailed surveys of unnamed persons. Additionally, 1,500 residents completed the online “opt-in” online survey, provided a grand total of 1,994 completed surveys.

RESPONSE RATE BY AREA FOR MAILED SURVEY

	NW	NE	SW	SE	Overall
Total sample used	414	748	384	454	2,000
I=Complete Interviews	124	140	110	112	486
P=Partial Interviews	3	2	2	1	8
R=Refusal and break off	0	0	0	0	0
NC=Non Contact	0	0	0	0	0
O=Other	0	0	0	0	0
UH=Unknown household	0	0	0	0	0
UO=Unknown other	276	568	263	325	1,432
Response rate: (I+P)/(I+P) + (R+NC+O) + (UH+UO)	32%	20%	30%	26%	26%

¹ See AAPOR’s Standard Definitions here: [http://www.aapor.org/Standards-Ethics/Standard-Definitions-\(1\).aspx](http://www.aapor.org/Standards-Ethics/Standard-Definitions-(1).aspx) for more information

MARGIN OF ERROR

The 95% confidence interval (or “margin of error”) quantifies the “sampling error” or precision of the estimates made from the survey results. A 95% confidence interval can be calculated for any sample size, and indicates that in 95 of 100 surveys conducted like this one, for a particular item, a result would be found that is within two percentage points of the result that would be found if everyone in the population of interest was surveyed. The practical difficulties of conducting any resident survey may introduce other sources of error in addition to sampling error. Despite best efforts to boost participation and ensure potential inclusion of all households, some selected households will decline participation in the survey (referred to as non-response error) and some eligible households may be unintentionally excluded from the listed sources for the sample (referred to as coverage error).

While the margin of error for the survey is generally no greater than plus or minus two² percentage points around any given percent reported for the entire sample, results for subgroups will have wider confidence intervals. Where estimates are given for subgroups, they are less precise.

SURVEY PROCESSING (DATA ENTRY)

Upon receipt, completed surveys were assigned a unique identification number. Additionally, each survey was reviewed and “cleaned” as necessary. For example, a question may have asked a respondent to pick two items out of a list of five, but the respondent checked three; in this case, NRC would use protocols to randomly choose two of the three selected items for inclusion in the dataset.

All surveys then were entered twice into an electronic dataset; any discrepancies were resolved in comparison to the original survey form. Range checks as well as other forms of quality control were also performed.

NRC used SurveyGizmo, a web-based survey and analytics platform, to collect the online survey data. Use of an online system means all collected data are entered into the dataset when the respondents submit the surveys. Skip patterns are programmed into system so respondents are automatically “skipped” to the appropriate question based on the individual responses being given. Online programming also allows for more rigid control of the data format, making extensive data cleaning unnecessary.

A series of quality control checks were also performed in order to ensure the integrity of the web data. Steps may include and not be limited to reviewing the data for clusters of repeat IP addresses and time stamps (indicating duplicate responses) and removing empty submissions (questionnaires submitted with no questions answered).

² Although this has become the traditional way to describe survey research precision, when opt-in results are blended with scientific results, assumptions about randomness of responses are not the same as when results come only from the random sample. Consequently other terms sometimes are used in place of "confidence interval" or "margin of error," such as "credibility intervals." We hew to the traditional way of describing sample-driven uncertainty while we work with the industry to sort out the best ways to describe these new approaches.

WEIGHTING THE DATA

Upon completion of data collection for both the scientific (probability) and online “opt-in” (non-probability) samples, data were compared in order to determine whether it was appropriate to combine, or blend, both samples together. In the case of Eden Prairie, the non-probability sample’s characteristics were similar to the probability sample, in both respondent trait and opinion, indicating that the samples could be blended. This decision reflects a growing trend in survey research toward integration of traditional scientific probability samples and non-probability samples (opt-in).

The demographic characteristics of the survey sample were compared to those found in the 2010 Census and American Community Survey estimates for adults in the City of Eden Prairie. The primary objective of weighting survey data is to make the survey sample reflective of the larger population of the community. Both samples were weighted independently and then combined into one final dataset.

The characteristics used for weighting were respondent gender, age, housing unit type (attached or detached), housing tenure (rent or own), and race. This decision was based on:

- The disparity between the survey respondent characteristics and the population norms for these variables
- The saliency of these variables in differences of opinion among subgroups
- The historical profile created and the desirability of consistently representing different groups over the years

A special software program using mathematical algorithms is used to calculate the appropriate weights. Several different weighting “schemes” are tested to ensure the best fit for the data.

The results of the weighting scheme are presented in the table on the following page.

2018 EDEN PRAIRIE QUALITY OF LIFE SURVEY WEIGHTING TABLE

Characteristic	Population Norm	Unweighted Data	Weighted Data
Housing			
Rent home	26%	8%	24%
Own home	74%	92%	76%
Detached unit	55%	71%	56%
Attached unit	45%	29%	44%
Race and Ethnicity			
White	85%	90%	87%
Not white	15%	10%	13%
Not Hispanic	98%	98%	96%
Hispanic	2%	2%	4%
Sex and Age			
Female	52%	58%	52%
Male	48%	42%	48%
18-34 years of age	28%	8%	26%
35-54 years of age	44%	39%	43%
55+ years of age	29%	53%	31%
Females 18-34	14%	4%	15%
Females 35-54	23%	22%	24%
Females 55+	15%	32%	14%
Males 18-34	14%	3%	11%
Males 35-54	21%	15%	20%
Males 55+	14%	24%	16%
Area			
NW	22%	26%	24%
NE	33%	23%	28%
SE	20%	24%	22%
SW	24%	27%	25%

* U.S. Census Bureau, 2011-2015 American Community Survey 5-Year Estimates

ANALYZING THE DATA

The electronic dataset was analyzed by NRC staff using the Statistical Package for the Social Sciences (SPSS). For the most part, frequency distributions and mean ratings are presented in the body of the report. A complete set of frequencies for each survey question is presented in *Appendix B: Complete Survey Frequencies*.

Also included are results by respondent characteristics (*Appendix D: Responses to Selected Survey Questions by Respondent Characteristics*). Chi-square or ANOVA tests of significance were applied to these breakdowns of selected survey questions. A “p-value” of 0.05 or less indicates that there is less than a 5% probability that differences observed between groups are due to chance; or in other words, a greater than 95% probability that the differences observed in the selected categories of the sample represent “real” differences among those populations. Where differences between subgroups are statistically significant, they have been denoted with capital letters.

Comparing to Survey Results

For reporting comparability, the “don’t know” responses from years prior to 2016 were removed in order to match the reporting of the 2016 and 2018 data which shows the percentages without “don’t know” to focus on the results from those who had an opinion about a particular service or activity. Ratings between 2018 and 2016 can be considered statistically significant if there are differences of seven percentage points or more.

PRIOR TO 2014

Eden Prairie’s survey data were collected by phone in 2012 and prior. In 2014, the City switched data collection from phone to mail. Research is clear that a change in the method of survey data collection, by itself, will result in a change in results if the shift is from telephone administration to self-administration or vice versa. The change occurs even without change in resident perspectives and is attributed to the different environment that a survey respondent confronts when providing answers to a person on the telephone compared to offering private anonymous opinions. Questions by phone elicit more positive, optimistic, socially-desirable responses than do the same questions asked on a written self-administered questionnaire. The self-administered questionnaire brings out more candid responses.

As a consequence of the switch in methodology, a general decline in ratings was both expected and observed; an average of about 10 percentage points (after the removal of “don’t know” responses). Thus, NRC adjusted down the findings from 2012 and prior by this average difference in order to maximize the comparability of results over time. This way the reported trend line data are not influenced by the decline that is attributable to the change in data collection mode from phone to mail.

While the adjusted findings for data prior to 2012 reasonably control for the expected change from phone to mail data collection, the comparability of data over time does have some limitations. Not only is there sampling error in each survey administration, but also, the methods change occurred after a two-year gap in survey administrations and some question wording was inconsistent among survey years.

Because of the overall shift in the methodology and related survey changes, NRC recommends that any change in ratings or reported behaviors be viewed with caution and that Eden Prairie consider differences of more than 10 percentage points from previous years to be large enough to signal a genuine change in opinion from 2012. Differences that do not reach this threshold should not be considered changes worthy of further interpretation.

APPENDIX G: SURVEY MATERIALS

The following pages contain copies of the survey materials sent to randomly selected households within the City of Eden Prairie.